



October 20, 2018

**National Stock Exchange of India Limited
Exchange Plaza, C-1, Block G
Bandra Kurla Complex
Bandra (E), Mumbai – 400 051**

**BSE Limited
Phiroze Jeejeebhoy Towers
Dalal Street, Mumbai – 400 001**

NSE Scrip Symbol: LEMONTREE

BSE Scrip Code: 541233

Dear Sir


Subject: Shareholding Pattern as on September 30, 2018

Pursuant to Regulation 31(I)(b) of SEBI (Listing Obligations and Disclosure Requirements) Regulations, 2015, please find enclosed shareholding pattern for the quarter ended September 30, 2018.

You are requested to kindly take the same on record.

Thanking You

For Lemon Tree Hotels Limited


Nikhil Sethi
**Group Company Secretary & GM Legal
and Compliance Officer**

Encl. as above

General information about company

Scrip code	541233
NSE Symbol	LEMONTREE
MSEI Symbol	
ISIN	INE970X01018
Name of the company	Lemon Tree Hotels Ltd
Whether company is SME	No
Class of Security	Equity Shares
Type of report	Quarterly
Quarter Ended / Half year ended/Date of Report (For Prelisting / Allotment)	30-09-2018
Date of allotment / extinguishment (in case Capital Restructuring selected) / Listing Date	
Shareholding pattern filed under	Regulation 31 (1) (b)




Sr. No.	Particular	Yes/No	Promoter and Promoter Group	Public shareholder	Non Promoter- Non Public
1	Whether the Listed Entity has issued any partly paid up shares?	No	No	No	No
2	Whether the Listed Entity has issued any Convertible Securities ?	No	No	No	No
3	Whether the Listed Entity has issued any Warrants ?	No	No	No	No
4	Whether the Listed Entity has any shares against which depository receipts are issued?	No	No	No	No
5	Whether the Listed Entity has any shares in locked-in?	Yes	Yes	Yes	Yes
6	Whether any shares held by promoters are pledge or otherwise encumbered?	No	No		
7	Whether company has equity shares with differential voting rights?	No	No	No	No



Table 1 - Summary Statement holding of specified securities
 Note: Data will be automatically populated from the holding pattern sheet - Data Entry Reviewed in this sheet


Category	Category of Shareholder	No. of shares	No. of fully paid up equity shares held	No. of fully paid up equity shares held by employees	No. of Depository Receipts held	Total no. shares held	Shareholding as a % of total no. of shares as per SCRA, 1957	Number of Voting Rights held in each class of securities			No. of Shares Underlying Outstanding convertible securities	No. of Shares Underlying Warrants	No. of Shares Underlying Warrants and No. of Warrants	Shareholding, as a % comprising all conversion of convertible shares (as a % of total share capital)	Number of Locked in shares		Number of Shares pledged or otherwise encumbered		Number of Equity Shares held in dematerialized form
								Class	Class	Class					No.	As a % of total Shares held	No.	As a % of total Shares held	
(A)	Proprietor & Promoter Group	3	3475540	0	0	3475540	33.84	3475540	3475540	0	0	0	33.84	3475540	0	0	0	3475540	
(B)	Public	4704	5272779	0	0	5272779	51.61	5272779	5272779	0	0	0	51.61	5272779	0	0	0	5272779	
(C)	Non Promoter Shareholding	2	4704	0	0	4704	0.05	4704	4704	0	0	0	0.05	4704	0	0	0	4704	
(D)	Shares held by Employees/Trusts	2	4704	0	0	4704	0.05	4704	4704	0	0	0	0.05	4704	0	0	0	4704	
	Total		9226464			9226464	100	9226464	9226464	0	0	0	100	9226464	0	0	0	9226464	




Sr.	Category & Name of Shareholders (i)	Nos. of shareholders (ii)	No. of fully paid up equity shares held (iv)	No. of partly paid up equity shares (v)	No. of shares underlying Depository Receipts (vi)	Total nos. shares held (vii) = (iv)+(v)+(vi)	Shareholding as % of total no. of shares (calculated as per SCRR, 2007) As a % of (A+B+C)	No. of Voting Rights			Total as a % of Total Voting rights	No. of Shares Underlying Outstanding convertible securities (viii)	No. of Shares Underlying Outstanding Warrants (ix)	No. of Shares Underlying convertible securities (x) (A+B+C)	Shareholding, as a % conversion of convertible securities, as a percentage of filled share capital) As a % of (A+B+C)	Number of Locked in shares (xi)		Number of Shares pledged or otherwise encumbered (xii)		Number of Equity Shares held in dematerialized form (xiii)
								Class	Class	Class						No.	As a % of total Shares held (b)	No.	As a % of total Shares held (b)	
A	Table II - Statement showing shareholding pattern of the Promoter and Promoter Group																			
(1)	Individual/Trust/Undivided Family	3	31116764			31116764	8.93	31116764	3.95					3.93	31116764	100.00			31116764	
(2)	Central Government/State Government(s)																			
(3)	Financial Institutions/Banks	2	21323039			21323039	5.92	21323039	27.05					75.52	21323039	99.88			21323039	
(4)	Other Shareholders	5	24435583			24435583	69.84	24435583	31.01					19.84	24435583	99.88			24435583	
(5)	Individual/Trust/Undivided Family/Entity																			
(6)	Government																			
(7)	Institutions																			
(8)	Financial Institutions/Banks																			
(9)	Other Shareholders																			
(10)	Total Shareholding of Promoter and Promoter Group (A+B+C+D+E)	3	24435583			24435583	69.84	24435583	31.01					30.84	24435583	99.88			24435583	
Details of Shares which remain unclaimed for Promoter & Promoter Group																				

Sr.	Category & Name of Shareholders (i)	Nos. of shareholders (ii)	No. of fully paid up equity shares held (iv)	No. of partly paid up equity shares (v)	No. of shares underlying Depository Receipts (vi)	Total nos. shares held (vii) = (iv)+(v)+(vi)	Shareholding as % of total no. of shares (calculated as per SCRR, 2007) As a % of (A+B+C)	No. of Voting Rights			Total as a % of Total Voting rights	No. of Shares Underlying Outstanding convertible securities (viii)	No. of Shares Underlying Outstanding Warrants (ix)	No. of Shares Underlying convertible securities (x) (A+B+C)	Shareholding, as a % conversion of convertible securities, as a percentage of filled share capital) As a % of (A+B+C)	Number of Locked in shares (xi)		Number of Shares pledged or otherwise encumbered (xii)		Number of Equity Shares held in dematerialized form (xiii)
								Class	Class	Class						No.	As a % of total Shares held (b)	No.	As a % of total Shares held (b)	
B	Table III - Statement showing shareholding pattern of the Public Shareholder																			
(1)	Individuals	4	6256679			6256679	17.53	6256679	8.41					17.53	6256679	0.00			6256679	
(2)	Mutual Funds																			
(3)	Venture Capital Funds																			
(4)	Alternative Investment Funds																			
(5)	Foreign Venture Capital Investors	47	10980573			10980573	31.47	10980573	14.35					31.47	10980573	0.00			10980573	
(6)	Foreign Portfolio Investors																			
(7)	Foreign Institutional Investors	2	56174			56174	0.16	56174	0.01					0.16	56174	0.00			56174	
(8)	Insurance Companies																			
(9)	Employees Stock Option Plans/ Employee Benefit Trusts																			
(10)	Any Other (Specify)																			
(11)	Total Public Shareholding (B+(1)+(2)+(3)+(4)+(5)+(6)+(7)+(8)+(9)+(10))	53	17621565			17621565	50.26	17621565	22.36					50.26	17621565	0.00			17621565	
Details of the shareholders who are persons in Control/De Facto																				
(12)	Central Government/State Government/Union Territory Government																			
(13)	Non-Resident Indians																			
(14)	Individuals who are shareholders holding nominal shares constituting less than 1% share	17559	760424			760424	0.22	760424	0.94					0.22	760424	0.00			760424	
(15)	Individuals who are shareholders holding nominal shares constituting less than 2% share	195	4281290			4281290	12.15	4281290	5.18					12.15	4281290	0.00			4281290	
(16)	NEFCs constituted under SEZ Act, 2005	2	17000			17000	0.05	17000	0.00					0.05	17000	0.00			17000	
(17)	Employees Trusts																			
(18)	Corporate Investors holding Demat Shares																			
(19)	Any Other (Specify)																			
(20)	Total Public Shareholding (B+(1)+(2)+(3)+(4)+(5)+(6)+(7)+(8)+(9)+(10)+(11)+(12)+(13)+(14)+(15)+(16)+(17)+(18)+(19))	18724	54891778			54891778	158.61	54891778	68.99					158.61	54891778	0.00			54891778	
Details of the shareholders who are persons in Control/De Facto																				

Sr.	Category & Name of Shareholders (i)	Nos. of shareholders (ii)	No. of fully paid up equity shares held (iv)	No. of partly paid up equity shares (v)	No. of shares underlying Depository Receipts (vi)	Total nos. shares held (vii) = (iv)+(v)+(vi)	Shareholding as % of total no. of shares (calculated as per SCRR, 2007) As a % of (A+B+C)	No. of Voting Rights			Total as a % of Total Voting rights	No. of Shares Underlying Outstanding convertible securities (viii)	No. of Shares Underlying Outstanding Warrants (ix)	No. of Shares Underlying convertible securities (x) (A+B+C)	Shareholding, as a % conversion of convertible securities, as a percentage of filled share capital) As a % of (A+B+C)	Number of Locked in shares (xi)		Number of Shares pledged or otherwise encumbered (xii)		Number of Equity Shares held in dematerialized form (xiii)
								Class	Class	Class						No.	As a % of total Shares held (b)	No.	As a % of total Shares held (b)	
C	Table IV - Statement showing shareholding pattern of the Non Promoter - Non Public Shareholder																			
(1)	Individuals																			
(2)	Mutual Funds																			
(3)	Venture Capital Funds																			
(4)	Alternative Investment Funds																			
(5)	Foreign Venture Capital Investors	2	429883			429883	1.24	429883	0.00					1.24	429883	0.00			429883	
(6)	Foreign Portfolio Investors																			
(7)	Foreign Institutional Investors																			
(8)	Insurance Companies																			
(9)	Employees Stock Option Plans/ Employee Benefit Trusts																			
(10)	Any Other (Specify)																			
(11)	Total Public Shareholding (C+(1)+(2)+(3)+(4)+(5)+(6)+(7)+(8)+(9)+(10))	18724	54891778			54891778	158.61	54891778	68.99					158.61	54891778	0.00			54891778	
Disclosure of notes on shareholding pattern																				
Disclosure of notes in case of promoter holding in dematerialized form is less than 100 percentage																				
Disclosure of notes in case of public share holding is less than 25 percentage																				
Disclosure of notes on shareholding pattern for company remarks explanatory																				



Serial No.	Name of the Shareholders (i)	PAN (ii)	No. of fully paid up equity shares held (iv)	Total nos. shares held (v) = (iv)+(v)+ (vi)	Shareholding as a % of total no. of shares (calculated as per SCRR, 1957) (viii) As a % of (A+B+C2)	Number of Voting Rights held in each class of securities.		Shareholding, as a % assuming full conversion of convertible securities (as a percentage of diluted share capital) (X) = (vii)+(xi)(a) As a % of (A+B+C2)	Number of Locked in shares (xii)		Number of equity shares held in dematerialized form (xiv)	Reason for not providing PAN	Shareholder type
						No of Voting (xvi) Rights	Total as a % of Total Voting rights		No.	As a % of total Shares held (b)			
A1(a) Individuals/Hindu Undivided Family													
1	LILLETTE DUBEY	ACHPD558BK	374908	374908	0.05	374908.00	374908.00	0.05	374908	100.00	374908		
2	PATANAJI GOVIND KESWANI	AEQPK264ZL	27797564	27797564	3.51	27797564.00	27797564.00	3.53	27797564	100.00	27797564		
3	ILA DUBEY	ALLPD254JG	2944292	2944292	0.37	2944292.00	2944292.00	0.37	2944292	100.00	2944292		
	Total		31116764	31116764	3.93	31116764.00	31116764.00	3.95	31116764	100.00	31116764		



Serial No.	Category	Name of the Shareholders (i)	PAN (ii)	No. of the Shareholders (i)	No. of fully paid up equity shares held (iv)	Total nos. shares held (vi) = (iv)+(v)+ (vii)	Shareholding as a % of total no. of shares (calculated as per SCRR, 1957) As a % of (vii)+(viii)+(ix)	Number of Voting Rights held in each class of securities		Shareholding as a % assuming full conversion of convertible securities as a percentage of diluted share capital (XII) = (XIII)+(XIV)	Number of Locked in shares (XII)		Number of equity shares held in dematerialized form (XIV)	Reason for not providing PAN	Shareholder type
								Class eg X	Total		No. (a)	As a % of total shares held (b)			
1	Bodies Corporate	SPANK MANAGEMENT SERVICES PRIVATE LIMITED	AALCS56976	1	207425759	207425759	26.18	207425759.00	26.32	26.18	20737579	99.98	207425759		
2	Bodies Corporate	SPARROW BUILDWELL PRIVATE LTD.	AALCS2180C	1	5813280	5813280	0.73	5813280.00	0.74	0.73	5813280	100.00	5813280		
			Total	2	213239039	213239039	26.92	213239039.00	27.06	26.92	213189079	99.98	213239039		

