



March 19, 2019

**National Stock Exchange of India Limited  
Exchange Plaza, C-1, Block G  
Bandra Kurla Complex  
Bandra (E), Mumbai – 400 051**

**BSE Limited  
Phiroze Jeejeebhoy Towers  
Dalal Street, Mumbai – 400 001**

**NSE Scrip Symbol: LEMONTREE**

**BSE Scrip Code: 541233**

**Dear Sir**


**Subject: Shareholding Pattern as on March 31, 2019**

Pursuant to Regulation 31(l)(b) of SEBI (Listing Obligations and Disclosure Requirements) Regulations, 2015, please find enclosed shareholding pattern for the quarter ended March 31, 2019.

You are requested to kindly take the same on record.

Thanking You

**For Lemon Tree Hotels Limited**

  
**Nikhil Sethi  
Group Company Secretary & GM Legal  
and Compliance Officer**

Encl. as above

1. Name of Listed Entity: Lemon Tree Hotels Limited
2. Scrip Code/Name of Scrip/Class of Security: LEMONTREE
3. Share Holding Pattern Filed under: 31b
4. Share Holding Pattern as on : 31-Mar-2019
5. **Declaration:** The Listed entity is required to submit the following declaration to the extent of submission of information:-

S. No.	Particulars	Yes/No
1	Whether the Listed Entity has issued any partly paid up shares?	No
2	Whether the Listed Entity has issued any Convertible Securities?	No
3	Whether the Listed Entity has any shares against which depository receipts are issued?	No
4	Whether the Listed Entity has any shares in locked-in? Yes	Promoter and Promoter Group Public Group Non Promoter Non Public
5	Whether any shares held by promoters are pledge or otherwise encumbered?	No
6	Whether the Listed Entity has issued any differential Voting Rights?	No
7	Whether the Listed Entity has issued any Warrants ?	No

Table I - Summary Statement holding of specified securities

Category (i)	Category of shareholder (ii)	Nos. of share holders (iii)	No. of fully paid up equity shares held (iv)	No. of Partly paid-up equity shares held (v)	No. of shares underlying Depository Receipts (vi)	Total nos. shares held (vii) = (iv)+(v)+(vi)	Shareholding as a % of total no. of shares (calculated as per SCRR, 1957) (viii)	Number of Voting Rights held in each class of securities (ix)		No. of Shares Underlying Outstanding convertible securities (including Warrants) (x)	Shareholding, as a % assuming full conversion of convertible securities (as a percentage of diluted share capital) (xi) = (vii)+(x)	Number of Locked in shares (xii)	Number of Shares pledged or otherwise encumbered (xiii)	Number of equity shares held in dematerialized form (xiv)
								Class eg: X	Class eg: Y					
							As a % of (A+B+C2)	Total as a % of (A+B+C)		No. (a)	As a % of total Shares held (b)	No. (a)	As a % of total Shares held (b)	



A	Promoter & Promoter Group	5	2447198 03	0	0	244719 803	30.89	24470 1980 3	244 719 803	31.00 0	30.89	24430 5803	99.83	24471980 3
B	Public	19473	5445757 68	0	0	544575 768	68.74	54450 7576 8	544 575 768	69.00 0	68.74	34049 0187	62.52	38844408 0
C	Non Promoter- Non Public	1	2950893	0	0	295089 3		0 0	0 0	0.00 0		19432	0.66	2950893
C1	Shares underlying DRs	0	0	0	0	0		0 0	0 0	0.00 0		0	0.00	0
C2	Shares held by Employee Trusts	1	2950893	0	0	295089 3	0.37	0 0	0 0	0.00 0	0.37	19432	0.66	2950893
	Total	19479	7922464 64	0	0	792246 464	100.00	78920 9557 1	789 295 571	100.00 0	100.00	58481 5422	73.82	63611477 6




Table II - Statement showing shareholding pattern of the Promoter and Promoter Group

Category & Name of the Shareholders (i)	PAN (ii)	No. of shareholder (iii)	No. of fully paid up equity shares held (iv)	Partly paid-up equity shares held (v)	Nos. of shares underlying Depository Receipts (vi)	Total nos. shares held (VII) = (IV)+(V)+(VI)	Shareholding % calculated as per SCRR, 1957 (viii)	Number of Voting Rights held in each class of securities (ix)		No. of Shares Underlying Outstanding convertible securities (including Warrants) (x)	Shareholding, as assuming full conversion of convertible securities (xi)	Number of Locked in shares (xii)		Number of Shares pledged or otherwise encumbered (xiii)	Number of equity shares held in dematerialized form (xiv)	
								Class X	Class Y			Class X	Class Y			
Total as a % of Total Voting rights								Total as a % of Total Voting rights		As a % of total Shares held (b)		As a % of total Shares held (b)				
								Class X	Class Y	Total	No. (a)	% of total Shares held (b)	No. (a)	% of total Shares held (b)		
1 Indian		0	0	0	0	0	0.00	0	0	0	0.00	0	0.00	0	0	
a Individuals/Hindu undivided Family		3	311500 764	0	0	311500 764	3.93	311500 764	0	0	3.93	3111 6764	99.8 9	0	31150764	
LILLETTE DUBEY	ACH PD55 88K	1	374900 8	0	0	374900 8	0.05	374900 8	0	0	0.05	3749 08	100. 00	0	374908	
PATANJALI GOVIND KESWANI	AEQ PK26 42L	1	278310 564	0	0	278310 564	3.51	278310 564	0	0	3.51	2779 7564	99.8 8	0	27831564	
ILA DUBEY	AILP D254 1G	1	294420 92	0	0	294420 92	0.37	294420 92	0	0	0.37	2944 292	100. 00	0	2944292	
b Central Government/State Government(s)		0	0	0	0	0	0.00	0	0	0	0.00	0	0.00	0	0	
c Financial Institutions/Banks		0	0	0	0	0	0.00	0	0	0	0.00	0	0.00	0	0	
d Any Other		2	213560	0	0	213560	26.96	213560	0	0	26.96	2131	99.8	0	21356903	


(specify)		9039		039		9039		569				89032		9
Bodies Corporate	2	213560 9039	0	213569 039	26.95	213560 9039	0	213 569	27.06	0	26.95	2131 198. 8903 66		21356903 9
SPANK MANAGEM ENT SERVICES PRIVATE LIMITED	AAIC 1	207680 5759	0	207685 759	26.21	207680 5759	0	207 685	26.31	0	26.21	2073 99.8 7575 5		20768575 9
SPARROW BUILDWEL L PRIVATE LTD.	1	588320 80	0	588328 0	0.74	588320 80	0	588 328	0.75	0	0.74	5813 98.8 280 1		5883280
Sub-Total (A)(1)	5	244710 9803	0	244719 803	30.89	244710 9803	0	244 719	31.00	0	30.89	2443 99.8 0580 3		24471980 3
2 Foreign Individuals (Non- Resident Individuals/ Foreign Individuals)	0	0	0	0	0.00	0	0	0	0.00	0	0.00	0		0
a Government	0	0	0	0	0.00	0	0	0	0.00	0	0.00	0		0
b Institutions	0	0	0	0	0.00	0	0	0	0.00	0	0.00	0		0
d Foreign Portfolio Investor	0	0	0	0	0.00	0	0	0	0.00	0	0.00	0		0
e Any Other (specify)	0	0	0	0	0.00	0	0	0	0.00	0	0.00	0		0
Sub-Total (A)(2)	0	0	0	0	0.00	0	0	0	0.00	0	0.00	0		0
Total Shareholding of Promoter	5	244710 9803	0	244719 803	30.89	244710 9803	0	244 719	31.00	0	30.89	2443 99.8 0580 3		24471980 3




and Promoter Group (A)= (A)(1)+(A)(2)																			
--	--	--	--	--	--	--	--	--	--	--	--	--	--	--	--	--	--	--	--

Table III - Statement showing shareholding pattern of the Public shareholder

Category & Name of the Shareholders (i)	PAN (ii)	Nos. of share holder (iii)	No. of fully paid up equity shares held (iv)	Partly paid-up equity shares held (v)	Nos. of shares underlying Depository Receipts (vi)	Total nos. shares held VII = IV+V+VI	Shareholding % calculate as per SCRR, 1957 As a % of (A+B+C2) VIII	Number of Voting Rights held in each class of securities (ix)			No. of Underlying Outstanding convertible securities (including Warrants) (x)	Total shareholding, as a % assuming full conversion of convertible securities (as a percentage of diluted share capital) (xi)	Number of Locked in shares (xii)		Number of Shares pledged or otherwise encumbered (xiii)		Number of equity shares held in dematerialized form (xiv)
								Class X	Class Y	Total			No. (a)	As a % of total Shares held (b)	No. (a)	As a % of total shares held (b)	
1 Institutions		0	0	0	0	0	0.00	0	0	0	0.00	0	0.00	0	0	0	0
a Mutual Funds/		6	708320 867		0	708328 867	8.94	708320 867		0	8.94	0	0.00				70832867
SBI LARGE & MIDCAP FUND	AAB TS64 07Q	1	568170 761		0	568177 61	7.17	568170 761		0	7.17	0	0.00				56817761
b Venture Capital Funds		0	0	0	0	0	0.00	0	0	0	0.00	0	0.00	0	0	0	0
c Alternate Investment Funds		0	0	0	0	0	0.00	0	0	0	0.00	0	0.00	0	0	0	0
d Foreign Venture Capital Investors		0	0	0	0	0	0.00	0	0	0	0.00	0	0.00	0	0	0	0
e Foreign Portfolio Investors		67	106940 4890		0	106944 890	13.50	106940 4890		0	13.50	0	0.00				106944890
ABERDEEN ASIAN SMALLER	AAA CA72 41C	1	939640 35		0	939643 5	1.19	939640 35		0	1.19	0	0.00				9396435



	COMPANIES INVESTMENT TRUST																	
	ZAABA PAN/AAAB ASIA MASTER FUND	1	162860 064	162860 64	2.06	162860 064	2.06	162 860	2.06 64	0	0	2.06	0	0.00				16286064
	RBC ASIA PACIFIC EX- JAPAN EQUITY FUND	1	110860 350	110863 50	1.40	110860 350	1.40	110 863	1.40 50	0	0	1.40	0	0.00				11086350
f	Financial Institutions/ Banks	2	107160 6	107166	0.01	107160 6	0.01	107 166	0.01	0	0	0.01	0	0.00				107166
g	Insurance Companies	0	0	0	0.00	0	0.00	0	0.00	0	0	0.00	0	0.00				0
h	Provident Funds/ Pension Funds	0	0	0	0.00	0	0.00	0	0.00	0	0	0.00	0	0.00				0
i	Any Other (specify)	0	0	0	0.00	0	0.00	0	0.00	0	0	0.00	0	0.00				0
	Sub-Total (B)(1)	75	177880 4923	177884 923	22.45	177880 4923	22.45	177 884	22.54 923	0	0	22.45	0	0.00				17788492 3
2	Central Government/ State Government(s) )/ President of India	0	0	0	0.00	0	0.00	0	0.00	0	0	0.00	0	0.00				0
	Sub-Total (B)(2)	0	0	0	0.00	0	0.00	0	0.00	0	0	0.00	0	0.00				0
3	Non- institutions	0	0	0	0.00	0	0.00	0	0.00	0	0	0.00	0	0.00				0
a	Individuals -	18799	461430	461430	5.83	461430	5.83	461 585	5.85	0	0	5.83	0	0.00	2655	57.5		31550389



			009		09		009		430			5229		
i	Individual shareholders holding nominal share capital up to Rs. 2 lakhs.	18614	68573096	0	6857396	0.87	68573096	0	6850.877396	0	0.87	32194.7094		6247961
ii	Individual shareholders holding nominal share capital in excess of Rs. 2 lakhs.	185	392850613	0	39285613	4.96	392850613	0	3924.9885613	0	4.96	262366.712357		25302428
b	NBFCs registered with RBI	2	145000	0	14500	0.00	145000	0	14500.0000	0	0.00	0		14500
c	Employee Trusts	0	0	0	0	0.00	0	0	0	0	0.00	0		0
d	Overseas Depositories (holding DRs) (balancing figure)	0	0	0	0	0.00	0	0	0	0	0.00	0		0
e	Any Other (specify)	597	3205303336	0	320533336	40.46	3205303336	0	32040.61533336	0	40.46	313997.9369548		178994268
	Bodies Corporate	6	3086804274	0	308684274	38.96	3086804274	0	30839.11684274	0	38.96	308660.8427004		170208260
	MAPLEWOOD INVESTMENT LTD	1	984080065	0	98408065	12.42	984080065	0	98412.4708065	0	12.42	9840100.806500		98408065
	PALMS INTERNATIONAL	1	191590911	0	19159911	2.42	191590911	0	1912.43599	0	2.42	1915100.991100		18372411



ONAL INVESTMENTS LTD.	N									11									
CITRON LIMITED	ZZZZ1 Z999 9Z	103170 600	0	103176 00	1.30	103170 600	0	103170 600	1.30	103 176 00	1.31	0	1031 7600 00	100. 00					0
APG STRATEGIC REAL ESTATE POOL N.V.	ZZZZ1 Z999 9Z	118730 0914	0	118730 914	14.99	118730 0914	0	118730 0914	14.99	118 730 914	15.04	0	1187 3091 4	100. 00					0
RJ CORP LIMITED	AAA1 CA25 73R	534270 784	0	534277 84	6.74	534270 784	0	534270 784	6.74	534 277 84	6.77	0	5342 7784 00	100. 00					53427784
MEZBAAN HOTELIERS PRIVATE LIMITED	AAA1 CM47 25B	864000 00	0	864000 0	1.09	864000 00	0	864000 00	1.09	864 000 0	1.09	0	8640 000 00	100. 00					0
Sub-Total (B)(3)	19398	366690 0845	0	366690 845	46.28	366690 0845	0	366690 0845	46.28	366 690 845	46.46	0	3404 9018 7	92.8 5					21055915 7
Total Public Shareholding (B)= (B)(1)+(B)(2) +(B)(3)	19473	544570 5768	0	544575 768	68.74	544570 5768	0	544570 5768	68.74	544 575 768	69.00	0	3404 9018 7	62.5 2					38844408 0




Table IV - Statement showing shareholding pattern of the Non Promoter- Non Public shareholder

Category & Name of the Shareholders (i)	PAN (ii)	No. of share holder (iii)	No. of fully paid up equity share held (iv)	Partly paid-up equity shares held (v)	Nos. of shares underlying Depository Receipts (vi)	Total no. shares held (vii) = (iv)+(v)+(vi)	Shareholding % calculated as per SCRR, 1957 (viii)	Number of Voting Rights held in each class of securities (ix)			No. of Shares Underlying Outstanding convertible securities (including Warrants) (x)	Total shareholding, as a % assuming full conversion of convertible securities (as a percentage of diluted share capital) (xi)	Number of Locked in shares (xii)	Number of Shares pledged or otherwise encumbered (xiii)	Number of equity shares held in dematerialized form (xiv)	
								Class X	Class Y	Total						
		Total as a % of Total Voting rights														
1	Custodian/DR Holder	0	0	0	0	0	0.00	0	0	0	0.00	0	0	0	0	0
2	Employee Benefit Trust (under SEBI (Share based Employee Benefit) Regulations, 2014)	1	2950893	0	0	2950893	0.37	0	0	0	0.00	19432	0	0	2950893	0
	Total Non-Promoter-Non Public Shareholding (C)= (C)(1)+(C)(2)	1	2950893	0	0	2950893	0.37	0	0	0	0.00	19432	0	0	2950893	0

Table II- Unclaim Details

Details of Shares which remain unclaimed may be given here along with details such as number of shareholders, outstanding shares held in demat/unclaimed suspense account, voting rights which are frozen etc.	No. of shareholders	No. of share held
--	---------------------	-------------------




Table III- Unclaim Details

Details of Shares which remain unclaimed may be given here along with details such as number of shareholders, outstanding shares held in demat/unclaimed suspense account, voting rights which are frozen etc.	
No. of shareholders	No of share held

Table III- Person in Concert

Details of the shareholders acting as persons in Concert including their Shareholding		
Name of shareholder	Name of PAC	No. of share Holding %

