

Jain Jindal & Co.
(Chartered Accountants)

Plot No. Y 40/2, Shahtoot Marg
DLF Phase-1, Gurgaon-122002
Board: +91 124 4252720

INDEPENDENT AUDITOR'S REPORT

To the Members of **Nightingale Hotels Private Limited**

Report on the Ind AS Financial Statements

We have audited the accompanying Ind AS financial statements of **Nightingale Hotels Private Limited** ("the Company"), which comprise the Balance Sheet as at March 31, 2017, the Statement of Profit and Loss, including the statement of Other Comprehensive Income, the Cash Flow Statement and the Statement of Changes in Equity for the year then ended, and a summary of significant accounting policies and other explanatory information.

Management's Responsibility for the Financial Statements

The Company's Board of Directors is responsible for the matters stated in Section 134(5) of the Companies Act, 2013 ("the Act") with respect to the preparation of these Ind AS financial statements that give a true and fair view of the financial position, financial performance including other comprehensive income, cash flows and changes in equity of the Company in accordance with accounting principles generally accepted in India, including the Indian Accounting Standards (Ind AS) specified under section 133 of the Act, read with the Companies (Indian Accounting Standards) Rules, 2015, as amended. This responsibility also includes maintenance of adequate accounting records in accordance with the provisions of the Act for safeguarding of the assets of the Company and for preventing and detecting frauds and other irregularities; selection and application of appropriate accounting policies; making judgments and estimates that are reasonable and prudent; and the design, implementation and maintenance of adequate internal financial control that were operating effectively for ensuring the accuracy and completeness of the accounting records, relevant to the preparation and presentation of the Ind AS financial statements that give a true and fair view and are free from material misstatement, whether due to fraud or error.

Auditor's Responsibility

Our responsibility is to express an opinion on these Ind AS financial statements based on our audit. We have taken into account the provisions of the Act, the accounting and auditing standards and matters which are required to be included in the audit report under the provisions of the Act and the Rules made thereunder. We conducted our audit of the standalone Ind AS financial statements in accordance with the Standards on Auditing, issued by the Institute of Chartered Accountants of India, as specified under Section 143(10) of the Act. Those Standards require that we comply with ethical requirements and plan and perform the audit to obtain reasonable assurance about whether the financial statements are free from material misstatement.

An audit involves performing procedures to obtain audit evidence about the amounts and disclosures in the financial statements. The procedures selected depend on the auditor's judgment, including the assessment of the risks of material misstatement of the Ind AS financial statements, whether due to fraud or error. In making those risk assessments, the auditor considers internal financial control relevant to the Company's preparation of the Ind AS financial statements that give a true and fair view in order to design audit procedures that are appropriate in the circumstances. An audit also includes evaluating the appropriateness of accounting policies used and the reasonableness of the accounting estimates made by the Company's Directors, as well as evaluating the overall presentation of the Ind AS financial statements. We believe that the audit evidence we have obtained is sufficient and appropriate to provide a basis for our audit opinion on the Ind AS financial statements.



Jain Jindal & Co.

(Chartered Accountants)

Opinion

In our opinion and to the best of our information and according to the explanations given to us, the Ind AS financial statements give the information required by the Act in the manner so required and give a true and fair view in conformity with the accounting principles generally accepted in India, of the state of affairs of the Company as at March 31, 2017, its loss including other comprehensive income, its cash flows and the changes in equity for the year ended on that date.

Report on Other Legal and Regulatory Requirements

1. As required by the Companies (Auditor's report) Order, 2016 ("the Order") issued by the Central Government of India in terms of sub-section (11) of section 143 of the Act, we give in the Annexure 1 a statement on the matters specified in paragraphs 3 and 4 of the Order.
2. As required by section 143 (3) of the Act, we report that:
 - (a) We have sought and obtained all the information and explanations which to the best of our knowledge and belief were necessary for the purpose of our audit;
 - (b) In our opinion, proper books of account as required by law have been kept by the Company so far as it appears from our examination of those books;
 - (c) The Balance Sheet, Statement of Profit and Loss including the Statement of Other Comprehensive Income, the Cash Flow Statement and Statement of Changes in Equity dealt with by this Report are in agreement with the books of account;
 - (d) In our opinion, the aforesaid Ind AS financial statements comply with the Accounting Standards specified under section 133 of the Act, read with Companies (Indian Accounting Standards) Rules, 2015, as amended;
 - (e) On the basis of written representations received from the directors as on March 31, 2017, and taken on record by the Board of Directors, none of the directors is disqualified as on March 31, 2017, from being appointed as a director in terms of section 164 (2) of the Act;
 - (f) With respect to the adequacy of the internal financial controls over financial reporting of the Company and the operating effectiveness of such controls, refer to our separate Report in "Annexure 2" to this report;
 - (g) With respect to the other matters to be included in the Auditor's Report in accordance with Rule 11 of the Companies (Audit and Auditors) Rules, 2014, in our opinion and to the best of our information and according to the explanations given to us:
 - i. The Company has disclosed the impact of pending litigations on its financial position in its Ind AS financial statements – Refer Note 27 to the Ind AS financial statements;
 - ii. The Company did not have any long-term contracts including derivative contracts for which there were any material foreseeable losses.
 - iii. There were no amounts which were required to be transferred to the Investor Education and Protection Fund by the Company.



Jain Jindal & Co.

(Chartered Accountants)

- iv. The Company has provided requisite disclosures in Note 33 to these Ind AS financial statements as to the holding of Specified Bank Notes on November 8, 2016 and December 30, 2016 as well as dealings in Specified Bank Notes during the period from November 8, 2016 to December 30, 2016. Based on our audit procedures and relying on the management representation regarding the holding and nature of cash transactions, including Specified Bank Notes, we report that these disclosures are in accordance with the books of accounts maintained by the Company and as produced to us by the Management.


Other Matter

The comparative financial information of the Company for the year ended March 31, 2016 and the transition date opening balance sheet as at April 01, 2015 included in these standalone Ind AS financial statements, are based on the previously issued statutory financial statements prepared in accordance with the Companies (Accounting Standards) Rules, 2006 audited by the predecessor auditor whose report for the year ended March 31, 2016 and March 31, 2015 dated June 16, 2016 and June 15, 2015 respectively expressed an unmodified opinion on those financial statements, as adjusted for the differences in the accounting principles adopted by the Company on transition to the Ind AS, which have been audited by us.

For Jain Jindal & Co.
Firm Registration No: 025817N
Chartered Accountants



Romesh Vijay
Partner
Membership No.: 411274
Place: New Delhi
Date: June 13, 2017




Jain Jindal & Co.
(Chartered Accountants)

Plot No. Y 40/2, Shahtoot Marg
DEF Phase-I, Gurgaon-122002
Board: +91 124 4252720

Annexure I referred to in paragraph I under the heading "Report on other legal and regulatory requirements" of our report of even date

Re: **Nightingale Hotels Private Limited** ("the Company")

- (i)
 - a) The Company is maintaining proper records showing full particulars, including quantitative details and situation of fixed assets.
 - b) The Company has physically verified the fixed assets at reasonable intervals, there were no material discrepancy during the physical verification of fixed assets.
 - c) The company is holding the title deeds of immovable properties in its name.
- (ii) The management has conducted physical verification of inventory at reasonable intervals during the year and no material discrepancies were noticed on physical verification.
- (iii) The Company has not granted any loan to a company covered in the register maintained under section 189 of the Companies Act, 2013. Accordingly, provisions of, clause 3(iii) (a), (b) and (c) of the Order are not applicable to the Company.
- (iv) The Company has complied with provision of section 185 and section 186 of the Companies Act 2013 for investments made during the year. The Company has not made any loans guarantees, and securities during the year.
- (v) The Company has not accepted any deposits from the public in terms of directive issued by Reserve Bank of India and provision of section 73 to 76 of the Companies Act, 2013.
- (vi) To the best of our knowledge and as explained, the central government has not prescribed the maintenance of cost records under sub-section (1) of section 148 of the Companies Act 2013.
- (vii)
 - a) Undisputed statutory dues including provident fund, employee state insurance, labour welfare fund, income-tax, service tax, value added tax, cess and other material statutory dues have generally been regularly deposited with the appropriate authorities though there has been a slight delay in a few cases. The provisions related to excise and customs duty are not applicable to the Company.
 - b) According to information and explanation given to us, there are no undisputed amounts payable in respect of income tax, sales tax, wealth tax, service tax, duty of customs, value added tax, excise duty cess and other material statutory dues were outstanding for a period of more than six months from the date they become payable.
 - c) According to information and explanation given to us except disclosed below there are no dues of Income tax, sales tax, service tax, duty of customs, value added tax and cess which have not been deposited on account of dispute.





Jain Jindal & Co.
(Chartered Accountants)

Particulars	Amount Demanded	Amount Deposited under dispute	Amount unpaid	Remarks
Income Tax AY 2011-2012	718,760	460,000	258,760	Appeal pending with CIT (Appeals)

- (viii) In our opinion and according to information and explanation given by the management, the Company has not defaulted in repayment of dues to bank. The Company did not have any outstanding dues in respect of financial institutions or debenture holders during the year.
- (ix) The Company has not raised any moneys by way of initial public offer or further public offer and term loan during the year.
- (x) To the best of our knowledge no fraud is committed by the company or any fraud on the company by its officers or employees has been noticed or reported during the year.
- (xi) The managerial remuneration has been paid or provided during the year is in accordance with the requisite approvals mandated by the provisions of section 197 read with Schedule V to the Companies Act.
- (xii) The company is not a Nidhi Company so Nidhi Rules, 2014 are not applicable to the company.
- (xiii) All transactions entered during the year with the related party are in compliance with the provisions of sections 188 and section 177 of Companies Act, 2013 and where applicable and the details with respect to all related party transactions have been disclosed in the Financial Statements as required by applicable accounting standards.
- (xiv) The company has not made any preferential allotment or private placement of shares or fully or partially convertible debentures
- (xv) The Company has not entered into any non-cash transaction with the director or person connected with director as required under section 192 of The Companies Act, 2013.
- (xvi) The company is not required to be registered under section 45-IA of the Reserve Bank of India, 1934.

For Jain Jindal & Co.
Chartered Accountants
ICAI Firm Registration Number: 025817N


Romesh Vijay
Partner
Membership Number: 411274
Place: New Delhi
Date: June 13, 2017



**ANNEXURE 2 TO THE INDEPENDENT AUDITOR'S REPORT OF EVEN DATE ON THE
FINANCIAL STATEMENTS OF NIGHTINGALE HOTELS PRIVATE LIMITED**

**Report on the Internal Financial Controls under Clause (i) of Sub-section 3 of Section 143 of the
Companies Act, 2013 ("the Act")**

We have audited the internal financial controls over financial reporting of **Nightingale Hotels Private Limited** ("the Company") as of March 31, 2017 in conjunction with our audit of the standalone financial statements of the Company for the year ended on that date.

Management's Responsibility for Internal Financial Controls


The Company's management is responsible for establishing and maintaining internal financial controls based on "the internal control over financial reporting criteria established by the Company considering the essential components of internal control stated in the Guidance Note on Audit of Internal Financial Controls Over Financial Reporting issued by the Institute of Chartered Accountants of India". These responsibilities include the design, implementation and maintenance of adequate internal financial controls that were operating effectively for ensuring the orderly and efficient conduct of its business, including adherence to company's policies, the safeguarding of its assets, the prevention and detection of frauds and errors, the accuracy and completeness of the accounting records, and the timely preparation of reliable financial information, as required under the Companies Act, 2013.

Auditors' Responsibility

Our responsibility is to express an opinion on the Company's internal financial controls over financial reporting based on our audit. We conducted our audit in accordance with the Guidance Note on Audit of Internal Financial Controls Over Financial Reporting (the "Guidance Note") and the Standards on Auditing, issued by ICAI and deemed to be prescribed under section 143(10) of the Companies Act, 2013, to the extent applicable to an audit of internal financial controls, both applicable to an audit of Internal Financial Controls and, both issued by the Institute of Chartered Accountants of India. Those Standards and the Guidance Note require that we comply with ethical requirements and plan and perform the audit to obtain reasonable assurance about whether adequate internal financial controls over financial reporting was established and maintained and if such controls operated effectively in all material respects.

Our audit involves performing procedures to obtain audit evidence about the adequacy of the internal financial controls system over financial reporting and their operating effectiveness. Our audit of internal financial controls over financial reporting included obtaining an understanding of internal financial controls over financial reporting, assessing the risk that a material weakness exists, and testing and evaluating the design and operating effectiveness of internal control based on the assessed risk. The procedures selected depend on the auditor's judgement, including the assessment of the risks of material misstatement of the financial statements, whether due to fraud or error.

We believe that the audit evidence we have obtained is sufficient and appropriate to provide a basis for our audit opinion on the Company's internal financial controls system over financial reporting.



Jain Jindal & Co.

(Chartered Accountants)

Meaning of Internal Financial Controls Over Financial Reporting

A company's internal financial control over financial reporting is a process designed to provide reasonable assurance regarding the reliability of financial reporting and the preparation of financial statements for external purposes in accordance with generally accepted accounting principles. A company's internal financial control over financial reporting includes those policies and procedures that (1) pertain to the maintenance of records that, in reasonable detail, accurately and fairly reflect the transactions and dispositions of the assets of the company; (2) provide reasonable assurance that transactions are recorded as necessary to permit preparation of financial statements in accordance with generally accepted accounting principles, and that receipts and expenditures of the company are being made only in accordance with authorisations of management and directors of the company; and (3) provide reasonable assurance regarding prevention or timely detection of unauthorised acquisition, use, or disposition of the company's assets that could have a material effect on the financial statements.

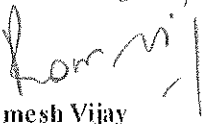
Inherent Limitations of Internal Financial Controls Over Financial Reporting


Because of the inherent limitations of internal financial controls over financial reporting, including the possibility of collusion or improper management override of controls, material misstatements due to error or fraud may occur and not be detected. Also, projections of any evaluation of the internal financial controls over financial reporting to future periods are subject to the risk that the internal financial control over financial reporting may become inadequate because of changes in conditions, or that the degree of compliance with the policies or procedures may deteriorate.

Opinion

In our opinion, the Company has, in all material respects, an adequate internal financial controls system over financial reporting and such internal financial controls over financial reporting were operating effectively as at March 31, 2017, based on "the internal control over financial reporting criteria established by the Company considering the essential components of internal control stated in the Guidance Note on Audit of Internal Financial Controls Over Financial Reporting issued by the Institute of Chartered Accountants of India".

For Jain Jindal & Co.
Chartered Accountants
ICAI Firm Registration Number: 025817N


Romesh Vijay
Partner
Membership Number: 411274
Place: New Delhi
Date: June 13, 2017



Nightingale Hotels Private Limited
Balance Sheet as at March 31, 2017


	Notes	March 31, 2017 Rs in lakhs	March 31, 2016 Rs in lakhs	April 1, 2015 Rs in lakhs
ASSETS				
Non-current assets				
Property, plant and equipment	3	9,766.71	10,187.87	10,579.84
Intangible assets	4	27.89	35.59	43.28
Financial assets				
Investments	5	1,000.00	1,000.00	-
Other financial assets		134.82	121.80	99.06
Other non-current assets	6	31.42	21.28	8.27
		<u>10,960.84</u>	<u>11,366.54</u>	<u>10,730.45</u>
Current assets				
Inventories	7	23.71	23.01	11.65
Financial assets				
Trade receivables	8	142.19	188.90	50.76
Cash and cash equivalents		75.87	63.17	1,565.73
Investments	5	254.50	178.26	-
Loans		-	-	1.08
Other financial assets		14.11	1.01	1.01
Other current assets	9	60.47	63.10	9.29
		<u>570.85</u>	<u>517.45</u>	<u>1,639.52</u>
Total Assets		<u><u>11,531.69</u></u>	<u><u>11,883.99</u></u>	<u><u>12,369.97</u></u>
EQUITY AND LIABILITIES				
Equity				
Equity share capital	10	1,303.66	1,303.66	1,303.66
Other equity	11	4,552.76	4,737.51	5,215.02
Total equity		<u>5,856.42</u>	<u>6,041.17</u>	<u>6,518.68</u>
Liabilities				
Non-current liabilities				
Financial liabilities				
Borrowings	12	5,300.43	5,406.88	5,470.86
Long term provisions	13	3.35	2.31	0.25
		<u>5,303.78</u>	<u>5,409.19</u>	<u>5,471.11</u>
Current liabilities				
Financial liabilities				
Trade payables	14	178.15	151.10	95.15
Other financial liabilities		130.03	212.13	247.06
Other current liabilities	15	57.79	66.24	36.05
Provisions	13	5.52	4.16	1.92
		<u>371.49</u>	<u>433.63</u>	<u>380.18</u>
Total Liabilities		<u>5,675.27</u>	<u>5,842.82</u>	<u>5,851.29</u>
Total Equity and Liabilities		<u><u>11,531.69</u></u>	<u><u>11,883.99</u></u>	<u><u>12,369.97</u></u>

Summary of significant accounting policies 2

The accompanying notes are an integral part of the financial statements.

As per our report of even date



For Jain Jindal & Co.
Firm Registration No: 025817N
Chartered Accountants




Romesh Vijay
Partner
Membership No.: 411274



Place : New Delhi
Date : June 13, 2017

For and on behalf of the Board of Directors of
Nightingale Hotels Private Limited


Rajeev Janveja
Whole Time Director
Din No: 07301001

Sonali Manchanda
Company Secretary


Rajesh Kumar
Director
Din No: 05251730

Sandeep Kumar
Chief Financial Officer


Place : New Delhi
Date : June 13, 2017

Nightingale Hotels Private Limited
Statement of Profit and Loss for the year ended 31 March, 2017

	Notes	March 31, 2017 Rs in lakhs	March 31, 2016 Rs in lakhs
Revenue from operations	16	2,349.64	1,867.60
Other income	17	8.42	5.52
Total Income		2,358.06	1,873.12
Expenses			
Cost of materials consumed	18	186.29	197.18
Employee benefits expense	19	459.69	356.34
Other expenses	20	810.10	661.66
Total expenses		1,456.08	1,215.18
Earnings before interest, tax, depreciation and amortisation (EBITDA)		901.98	657.94
Finance costs	21	662.79	731.33
Depreciation and amortization expense	22	446.30	442.94
Finance Income	23	(22.77)	(44.15)
Loss before tax		(184.34)	(472.18)
Tax expense:			
(1) Current tax		-	3.39
(2) Adjustment of tax relating to earlier periods		0.10	-
(3) Deferred tax		-	-
		0.10	3.39
Loss for the period		(184.44)	(475.57)
Other comprehensive income			
Remeasurements of defined benefit plans		(0.31)	(1.94)
Income tax effect		-	-
Total Comprehensive Income for the period (Comprising Profit/(Loss) and Other Comprehensive Income for the period)		(184.75)	(477.51)
Earnings per equity share (for continuing operation):	24		
(1) Basic		(0.14)	(0.37)
(2) Diluted		(0.14)	(0.37)

Summary of significant accounting policies 2
The accompanying notes are an integral part of the financial statements.
As per our report of even date


For Jain Jindal & Co.
Firm Registration No: 025817N
Chartered Accountants


Romesh Vijay
Partner
Membership No.: 411274




Place : New Delhi
Date : June 13, 2017

For and on behalf of the Board of Directors of
Nightingale Hotels Private Limited


Rajeev Janveja
Whole Time Director
Din No: 07334001


Rajesh Kumar
Director
Din No: 05251730


Sonali Manchanda
Company Secretary


Sandeep Kumar
Chief Financial Officer

Place : New Delhi
Date : June 13, 2017

Nightingale Hotels Private Limited
Statement of Changes in Equity

A. Equity Share Capital

Equity shares of INR 1 each issued, subscribed and fully paid	No. of shares	Amount
		Rupees in lakhs
At 1 April 2015	130,366,000	1,303.66
Issue of share capital	-	-
At 31 March 2016	130,366,000	1,303.66
Issue of share capital	-	-
At 31 March 2017	130,366,000	1,303.66

B. Other Equity

For the year ended 31 March, 2017

	Reserves and Surplus		Total equity Rs in lakhs
	Securities Premium Reserve	Retained Earnings	
	Rs in lakhs	Rs in lakhs	
Balance at 1 April 2015	5,536.60	(321.58)	5,215.02
Total Comprehensive Income for the year	-	(477.51)	(477.51)
Balance at 1 April 2016	5,536.60	(799.09)	4,737.51
Total Comprehensive Income for the year	-	(184.75)	(184.75)
Balance at 31 March 2017	5,536.60	(983.84)	4,552.76

Summary of significant accounting policies

2

As per our report of even date

For Jain Jindal & Co.
Firm Registration No: 025817N
Chartered Accountants

Romesh Vijay
Partner
Membership No.: 411274



Place : New Delhi
Date : June 13, 2017

For and on behalf of the Board of Directors of
Nightingale Hotels Private Limited

Rajeev Janveja
Whole Time Director
Din No: 07334001

Sonali Manchanda
Company Secretary

Place : New Delhi
Date : June 13, 2017

Rajesh Kumar
Director
Din No: 05251730

Sandeep Kumar
Chief Financial Officer

Nightingale Hotels Private Limited
Statement of Cash flow for the year ended 31 March 2017

	March 31, 2017 Rs in lakhs	March 31, 2016 Rs in lakhs
Operating activities		
Loss before tax	(184.34)	(472.18)
Adjustments to reconcile profit/(loss) before tax to net cash flows:		
Depreciation and amortisation expenses	446.30	442.94
Finance income (including fair value change in financial instruments)	(11.20)	(12.66)
Finance costs (including fair value change in financial instruments)	639.74	711.14
Provision for slow moving /non moving inventory	(0.07)	-
Provision for gratuity	0.90	0.64
Provision for leave encashment	1.19	1.73
Excess provision/ credit balances written back	(1.00)	(0.40)
Net (gain)/ loss on sale of current investments	(11.57)	-
	<u>879.95</u>	<u>671.21</u>
Working Capital Adjustment:		
Change in trade receivables	46.71	(138.14)
Change in loans and advances and other current assets	(23.49)	(75.45)
Change in inventories	(0.63)	(11.36)
Change in liabilities and provisions	(106.59)	21.23
	<u>795.95</u>	<u>467.49</u>
Income tax paid (net of refunds)	(10.24)	(18.31)
Net cash flow from operating activities	<u>785.71</u>	<u>449.18</u>
Investing activities		
Purchase of property plant and equipment	(17.44)	(41.36)
Purchase of non current investment	-	(1,000.00)
(Purchase)/sale of current investments	(63.00)	(175.36)
Interest received	9.52	9.76
Net Cash flow used in investing activities	<u>(70.92)</u>	<u>(1,206.96)</u>
Financing activities		
Repayment of long term borrowings	(69.26)	(55.74)
Interest paid	(632.83)	(689.04)
Net Cash from financing activities	<u>(702.09)</u>	<u>(744.78)</u>
Net increase/(decrease) in cash and cash equivalents	<u>12.70</u>	<u>(1,502.56)</u>
Cash and cash equivalents at the beginning of the year	<u>63.17</u>	<u>1,565.73</u>
Cash and cash equivalents at the end of the year	<u>75.87</u>	<u>63.17</u>
Components of cash and cash equivalents		
Cash on hand	1.09	2.96
Balances with scheduled Banks in		
Current accounts	<u>74.78</u>	<u>60.21</u>
Total cash and cash equivalents	<u>75.87</u>	<u>63.17</u>

Summary of significant accounting policies


2

As per our report of even date

As per our report of even date

For Jain Jindal & Co.
Firm Registration No: 025817N
Chartered Accountants

Ramesh Vijay
Partner
Membership No.: 411274



For and on behalf of the Board of Directors of
Nightingale Hotels Private Limited

Rajeev Janveja
Whole Time Director
Din No: 07334001

Rajesh Kumar
Director
Din No: 05251730

Sonali Manchanda
Company Secretary

Sandeep Kumar
Chief Financial Officer

Place : New Delhi
Date : June 13, 2017

Place : New Delhi
Date : June 13, 2017

Nightingale Hotels Private Limited

Notes to financial statements for the year ended March 31, 2017

1. Corporate Information

Nightingale Hotels Private Limited (the Company) is a private company domiciled in India and is incorporated under the provisions of the Companies Act applicable in India. The registered office of the company is located at B-6/17, Safdarjung Enclave, New Delhi-110029.

The principal activities of the Company is to carry out business of developing, owning, acquiring, renovating and promoting hotels, motels, resorts, restaurants, etc.

The financial statements were authorised for issue in accordance with a resolution of the directors on 13th June 2017.

2 Basis of preparation

2.1 Significant accounting policies

The financial statements of the Company have been prepared in accordance with Indian Accounting Standards (Ind AS) notified under the Companies (Indian Accounting Standards) Rules, 2015.

For all periods up to and including the year ended March 31, 2016, the Company prepared its financial statements in accordance with accounting standards notified under section 133 of the Companies Act 2013, read together with paragraph 7 of the Companies (Accounts) Rules, 2014 (Indian GAAP). These financial statements for the year ended March 31, 2017 are the first the Company has prepared in accordance with Ind AS. Refer to note 32 for information on how the Company adopted Ind AS.

The financial statements have been prepared on a historical cost or at amortised cost except for the following assets and liabilities:

- Net defined benefit (asset)/liability
- Certain financial assets and liabilities measured at fair value (refer accounting policy regarding financial instruments),

The financial statements are presented in Indian Rupees (INR) and all values are rounded to the nearest lakhs, except where otherwise indicated.

2.2 Summary of significant accounting policies

(a) Current versus non-current classification

The Company presents assets and liabilities in the balance sheet based on current/ non-current classification. An asset is treated as current when it is:

- Expected to be realised or intended to be sold or consumed in normal operating cycle
- Held primarily for the purpose of trading
- Expected to be realised within twelve months after the reporting period, or
- Cash or cash equivalent unless restricted from being exchanged or used to settle a liability for at least twelve months after the reporting period

All other assets are classified as non-current.

A liability is current when:

- It is expected to be settled in normal operating cycle
- It is held primarily for the purpose of trading
- It is due to be settled within twelve months after the reporting period, or



Nightingale Hotels Private Limited

Notes to financial statements for the year ended March 31, 2017

- There is no unconditional right to defer the settlement of the liability for at least twelve months after the reporting period

The Company classifies all other liabilities as non-current.

Deferred tax assets and liabilities are classified as non-current assets and liabilities.

The operating cycle is the time between the acquisition of assets for processing and their realisation in cash and cash equivalents. The Company has identified twelve months as its operating cycle.

(b) Foreign currencies

Transactions and balances

Transactions in foreign currencies are initially recorded by the Company's entities at their respective functional currency spot rates at the date the transaction first qualifies for recognition. However, for practical reasons, the Company uses an average rate if the average approximates the actual rate at the date of the transaction.

Monetary assets and liabilities denominated in foreign currencies are translated at the functional currency spot rates of exchange at the reporting date.

Exchange differences arising on settlement or translation of monetary items are recognised in profit or loss

(c) Fair value measurement

The Company measures financial instruments, such as, derivatives at fair value at each balance sheet date.

Fair value is the price that would be received to sell an asset or paid to transfer a liability in an orderly transaction between market participants at the measurement date. The fair value measurement is based on the presumption that the transaction to sell the asset or transfer the liability takes place either:

- In the principal market for the asset or liability, or
- In the absence of a principal market, in the most advantageous market for the asset or liability


The principal or the most advantageous market must be accessible by the Company.

The fair value of an asset or a liability is measured using the assumptions that market participants would use when pricing the asset or liability, assuming that market participants act in their economic best interest.

A fair value measurement of a non-financial asset takes into account a market participant's ability to generate economic benefits by using the asset in its highest and best use or by selling it to another market participant that would use the asset in its highest and best use.

The Company uses valuation techniques that are appropriate in the circumstances and for which sufficient data are available to measure fair value, maximising the use of relevant observable inputs and minimising the use of unobservable inputs.

All assets and liabilities for which fair value is measured or disclosed in the financial statements are categorised within the fair value hierarchy, described as follows, based on the lowest level input that is significant to the fair value measurement as a whole:



Nightingale Hotels Private Limited

Notes to financial statements for the year ended March 31, 2017

- Level 1 — Quoted (unadjusted) market prices in active markets for identical assets or liabilities
- Level 2 — Valuation techniques for which the lowest level input that is significant to the fair value measurement is directly or indirectly observable
- Level 3 — Valuation techniques for which the lowest level input that is significant to the fair value measurement is unobservable.

For assets and liabilities that are recognised in the financial statements on a recurring basis, the Company determines whether transfers have occurred between levels in the hierarchy by re-assessing categorisation (based on the lowest level input that is significant to the fair value measurement as a whole) at the end of each reporting period.

The Company determines the policies and procedures for both recurring fair value measurement, such as derivative instruments and unquoted financial assets measured at fair value. External valuers are involved for valuation of significant assets and liabilities. The management selects external valuer on various criteria such as market knowledge, reputation, independence and whether professional standards are maintained by valuer. The management decides, after discussions with the Company's external valuers, which valuation techniques and inputs to use for each case.

At each reporting date, the management analyses the movements in the values of assets and liabilities which are required to be remeasured or re-assessed as per the Company's accounting policies. For this analysis, the management verifies the major inputs applied in the latest valuation by agreeing the information in the valuation computation to contracts and other relevant documents.

The management, in conjunction with the Company's external valuers, also compares the change in the fair value of each asset and liability with relevant external sources to determine whether the change is reasonable.

For the purpose of fair value disclosures, the Company has determined classes of assets and liabilities on the basis of the nature, characteristics and risks of the asset or liability and the level of the fair value hierarchy as explained above.


This note summarises accounting policy for fair value. Other fair value related disclosures are given in the relevant notes.

- Disclosures for valuation methods, significant estimates and assumptions (note 25)
- Quantitative disclosures of fair value measurement hierarchy (note 29)
- Financial instruments (including those carried at amortised cost) (note 29)

(d) Revenue recognition

Revenue is recognized to the extent that it is probable that the economic benefits will flow to the Company and the revenue can be reliably measured, regardless of when the payment is being made. Revenue is measured at the fair value of the consideration received or receivable, taking into account contractually defined terms of payment and excluding taxes or duty. The Company assesses its revenue arrangements against specific criteria to determine if it is acting as principal or agent. The Company has concluded that it is acting as a principal in all of its revenue arrangements. The specific recognition criteria described below must also be met before revenue is recognized.

Sales tax/ value added tax (VAT) is not received by the Company on its own account. Rather, it is tax collected on value added to the commodity by the seller on behalf of the government. Accordingly, it is excluded from revenue.



Nightingale Hotels Private Limited

Notes to financial statements for the year ended March 31, 2017

Rooms, Restaurant, Banquets and Other Services

Income from guest accommodation is recognized on a day to day basis after the guest checks into the Hotels and are stated net of allowances. Incomes from other services are recognized as and when services are rendered. Sales are stated exclusive of Service Tax, Value Added Taxes (VAT) and Luxury Tax. Shortfall of revenue over the billed as at the year-end is carried in financial statement as unbilled revenue separately.

Sale of goods

Revenue from the sale of goods is recognised when the significant risks and rewards of ownership of the goods have passed to the buyer, sale of food and beverage are recognized at the points of serving these items to the guests. Sales are stated exclusive of Sales Tax / VAT.

Interest income

For all financial instruments measured at amortized cost and interest bearing financial assets classified as available for sale, interest income is recorded using the effective interest rate (EIR). EIR is the rate that exactly discounts the estimated future cash payments or receipts over the expected life of the financial instrument or a shorter period, where appropriate, to the net carrying amount of the financial asset or liability. Interest income is included in finance income in the income statement.

Dividends

Revenue is recognized when the Company's right to receive the payment is established, which is generally when shareholders approve the dividend.

Gain/(loss) on sale of investment in mutual funds

Gain/(loss) on sale of investment in mutual funds is recorded as other income on transfer of title from the Company and is determined as the difference between the redemption price and carrying value of the investments.

(e) Taxes

Current income tax

Current income tax assets and liabilities are measured at the amount expected to be recovered from or paid to the taxation authorities. The tax rates and tax laws used to compute the amount are those that are enacted or substantively enacted, at the reporting date in the countries where the Company operates and generates taxable income.

Current income tax relating to items recognised outside profit or loss is recognised outside profit or loss (either in other comprehensive income or in equity). Current tax items are recognised in correlation to the underlying transaction either in OCI or directly in equity. Management periodically evaluates positions taken in the tax returns with respect to situations in which applicable tax regulations are subject to interpretation and establishes provisions where appropriate.

Deferred tax

Deferred tax is provided using the liability method on temporary differences between the tax bases of assets and liabilities and their carrying amounts for financial reporting purposes at the reporting date.

Deferred tax liabilities are recognised for all taxable temporary differences, except:



Nightingale Hotels Private Limited
Notes to financial statements for the year ended March 31, 2017

Deferred tax assets are recognised for all deductible temporary differences, the carry forward of unused tax credits and any unused tax losses. Deferred tax assets are recognised to the extent that it is probable that taxable profit will be available against which the deductible temporary differences, and the carry forward of unused tax credits and unused tax losses can be utilised,

The carrying amount of deferred tax assets is reviewed at each reporting date and reduced to the extent that it is no longer probable that sufficient taxable profit will be available to allow all or part of the deferred tax asset to be utilised. Unrecognised deferred tax assets are re-assessed at each reporting date and are recognised to the extent that it has become probable that future taxable profits will allow the deferred tax asset to be recovered.

Deferred tax assets and liabilities are measured at the tax rates that are expected to apply in the year when the asset is realised or the liability is settled, based on tax rates (and tax laws) that have been enacted or substantively enacted at the reporting date.

Deferred tax relating to items recognised outside profit or loss is recognised outside profit or loss (either in other comprehensive income or in equity). Deferred tax items are recognised in correlation to the underlying transaction either in OCI or directly in equity.

Deferred tax assets and deferred tax liabilities are offset if a legally enforceable right exists to set off current tax assets against current tax liabilities and the deferred taxes relate to the same taxable entity and the same taxation authority.

(f) Property, plant and equipment

On transition to IND AS, the Company has elected to continue with the carrying value of all of its property plant and equipment recognised as at April 1, 2015, measured as per the previous GAAP, and use that carrying value as the deemed cost of such property plant and equipment.

Freehold land is carried at revalued cost as at transition date. Capital work in progress, plant and equipment is stated at cost, net of accumulated depreciation and accumulated impairment losses, if any. Such cost includes the cost of replacing part of the plant and equipment and borrowing costs for long-term construction projects if the recognition criteria are met.

When significant parts of plant and equipment are required to be replaced at intervals, the Company depreciates them separately based on their specific useful lives. Likewise, when a major inspection is performed, its cost is recognised in the carrying amount of the plant and equipment as a replacement if the recognition criteria are satisfied. All other repair and maintenance costs are recognised in profit or loss as incurred.

The present value of the expected cost for the decommissioning of an asset after its use is included in the cost of the respective asset if the recognition criteria for a provision are met.

Depreciation on fixed assets is provided as per Schedule II of Companies Act, 2013 on Straight Line Method over its economic useful life of fixed assets as follows:



Nightingale Hotels Private Limited**Notes to financial statements for the year ended March 31, 2017**

Fixed Assets	Useful life considered (SLM)
Plant & Machinery	15 Year
Building	60 Years
Electrical installations and fittings	10 Years
Office Equipment's	5 Years
Furniture and Fixtures	10 Years
Vehicles	8 Years
Computers	3 Years

The Company, based on management estimates, depreciates certain items of building, plant and equipment over estimated useful lives which are lower than the useful life prescribed in Schedule II to the Companies Act, 2013. The management believes that these estimated useful lives are realistic and reflect fair approximation of the period over which the assets are likely to be used.

An item of property, plant and equipment and any significant part initially recognized is derecognized upon disposal or when no future economic benefits are expected from its use or disposal. Any gain or loss arising on derecognition of the asset (calculated as the difference between the net disposal proceeds and the carrying amount of the asset) is included in the income statement when the asset is derecognized.

The residual values, useful lives and methods of depreciation of property, plant and equipment are reviewed at each financial year end, and adjusted prospectively if appropriate.

(g) Intangible assets

On transition to IND AS, the Company has elected to continue with the carrying value of all of its Intangible assets recognised as at April 1, 2015, measured as per the previous GAAP, and use that carrying value as the deemed cost of such Intangible asset.

Intangible assets acquired separately are measured on initial recognition at cost. Following initial recognition, intangible assets are carried at cost less any accumulated amortization and accumulated impairment losses.

Intangible assets are amortized on a straight line basis over the estimated useful economic life. All intangible assets are assessed for impairment whenever there is an indication that the intangible asset may be impaired.


Costs relating to acquisition of initial software license fee and installation costs are capitalized in the year of purchase.

Software costs are amortized using the straight line method over their useful lives estimated by the management at three years.

Gains or losses arising from derecognition of an intangible asset are measured as the difference between the net disposal proceeds and the carrying amount of the asset and are recognized in the income statement when the asset is derecognized.

(h) Borrowing costs

Borrowing costs directly attributable to the acquisition, construction or production of an asset that necessarily takes a substantial period of time to get ready for its intended use or sale are capitalised as part of the cost of the asset. All other borrowing costs are expensed in the period in which they occur. Borrowing costs consist of interest and other costs that an entity



Nightingale Hotels Private Limited

Notes to financial statements for the year ended March 31, 2017

incurs in connection with the borrowing of funds. Borrowing cost also includes exchange differences to the extent regarded as an adjustment to the borrowing costs.

(i) Inventories

Stock of food & beverages, stores and operating supplies are valued at lower of cost and net realisable Value. Cost includes cost of purchase and other costs incurred in bringing the inventories to their present location and condition. Cost is determined on a first in first out basis. Net realisable value is the estimated selling price in the ordinary course of business less estimated cost of completion and estimated costs necessary to make sale.

(j) Impairment of non-financial assets

The Company assesses at each reporting date whether there is an indication that an asset may be impaired. If any indication exists, or when annual impairment testing for an asset is required, the Company estimates the asset's recoverable amount. An asset's recoverable amount is the higher of an asset's or cash-generating unit's (CGU) fair value less costs of disposal and its value in use. The recoverable amount is determined for an individual asset, unless the asset does not generate cash inflows that are largely independent of those from other assets or Company of assets. Where the carrying amount of an asset or CGU exceeds its recoverable amount, the asset is considered impaired and is written down to its recoverable amount. In assessing value in use, the estimated future cash flows are discounted to their present value using a pre-tax discount rate that reflects current market assessments of the time value of money and the risks specific to the asset. In determining net selling price, recent market transactions are taken into account, if available. If no such transactions can be identified, an appropriate valuation model is used. These calculations are corroborated by valuation multiples, quoted share prices for publicly traded companies or other available fair value indicators.

The Company bases its impairment calculation on detailed budgets and forecast calculations, which are prepared separately for each of the Company's CGUs to which the individual assets are allocated. These budgets and forecast calculations generally cover a period of five years. For longer periods, a long-term growth rate is calculated and applied to project future cash flows after the fifth year. To estimate cash flow projections beyond periods covered by the most recent budgets/forecasts, the Company extrapolates cash flow projections in the budget using a steady or declining growth rate for subsequent years, unless an increasing rate can be justified. In any case, this growth rate does not exceed the long-term average growth rate for the products, industries, or country in which the entity operates, or for the market in which the asset is used.

Impairment losses of continuing operations, including impairment on inventories, are recognised in the statement of profit and loss.

For assets excluding goodwill, an assessment is made at each reporting date to determine whether there is an indication that previously recognised impairment losses no longer exist or have decreased. If such indication exists, the Company estimates the asset's or CGU's recoverable amount. A previously recognised impairment loss is reversed only if there has been a change in the assumptions used to determine the asset's recoverable amount since the last impairment loss was recognised. The reversal is limited so that the carrying amount of the asset does not exceed its recoverable amount, nor exceed the carrying amount that would have been determined, net of depreciation, had no impairment loss been recognised for the asset in prior years. Such reversal is recognised in the statement of profit or loss unless the asset is carried at a revalued amount, in which case, the reversal is treated as a revaluation increase.



Nightingale Hotels Private Limited

Notes to financial statements for the year ended March 31, 2017

(k) Provisions

General

Provisions are recognised when the Company has a present obligation (legal or constructive) as a result of a past event, it is probable that an outflow of resources embodying economic benefits will be required to settle the obligation and a reliable estimate can be made of the amount of the obligation. When the Company expects some or all of a provision to be reimbursed, for example, under an insurance contract, the reimbursement is recognised as a separate asset, but only when the reimbursement is virtually certain. The expense relating to a provision is presented in the statement of profit and loss net of any reimbursement.

If the effect of the time value of money is material, provisions are discounted using a current pre-tax rate that reflects, when appropriate, the risks specific to the liability. When discounting is used, the increase in the provision due to the passage of time is recognised as a finance cost.

(l) Retirement and other employee benefits

Retirement benefit in the form of provident fund is a defined contribution scheme. The group has no obligation, other than the contribution payable to the provident fund. The group recognizes contribution payable to the provident fund scheme as an expense, when an employee renders the related service. If the contribution payable to the scheme for service received before the balance sheet date exceeds the contribution already paid, the deficit payable to the scheme is recognized as a liability after deducting the contribution already paid. If the contribution already paid exceeds the contribution due for services received before the balance sheet date, then excess is recognized as an asset to the extent that the pre-payment will lead to, for example, a reduction in future payment or a cash refund.

Gratuity liability is defined benefit obligation and is provided for on the basis of an actuarial valuation on projected unit credit method made at the end of each financial year.

Short term compensated absences are provided for based on estimates. Long term compensated absences are provided for based on actuarial valuation. The actuarial valuation is done as per projected unit credit method.

Remeasurements, comprising of actuarial gains and losses, the effect of the asset ceiling, excluding amounts included in net interest on the net defined benefit liability and the return on plan assets (excluding amounts included in net interest on the net defined benefit liability), are recognised immediately in the balance sheet with a corresponding debit or credit to retained earnings through OCI in the period in which they occur. Remeasurements are not reclassified to profit or loss in subsequent periods.


Past service costs are recognised in profit or loss on the earlier of:

- The date of the plan amendment or curtailment, and
- The date that the Company recognises related restructuring costs

Net interest is calculated by applying the discount rate to the net defined benefit liability or asset. The Company recognises the following changes in the net defined benefit obligation as an expense in the consolidated statement of profit and loss:

- Service costs comprising current service costs, past-service costs, gains and losses on curtailments and non-routine settlements; and
- Net interest expense or income

The company treats leaves expected to be carried forward for measurement purposes. Such compensated absences are provided for based on the actuarial valuation using the projected



Nightingale Hotels Private Limited

Notes to financial statements for the year ended March 31, 2017

unit credit method at the year-end. Actuarial gains/losses are immediately taken to the statement of profit and loss and are not deferred. The company presents the entire leave as a current liability in the balance sheet, since it does not have an unconditional right to defer its settlement for 12 months after the reporting date. Where Company has the unconditional legal and contractual right to defer the settlement for a period beyond 12 months, the same is presented as non-current liability.

(m) Financial instruments

A financial instrument is any contract that gives rise to a financial asset of one entity and a financial liability or equity instrument of another entity.

Financial assets

Initial recognition and measurement

All financial assets are recognised initially at fair value plus, in the case of financial assets not recorded at fair value through profit or loss, transaction costs that are attributable to the acquisition of the financial asset. Purchases or sales of financial assets that require delivery of assets within a time frame established by regulation or convention in the market place (regular way trades) are recognised on the trade date, i.e., the date that the Company commits to purchase or sell the asset.

Subsequent measurement

For purposes of subsequent measurement, financial assets are classified in following categories:

- Debt instruments at amortised cost
- Debt instruments at fair value through other comprehensive income (FVTOCI)
- Debt instruments, derivatives and equity instruments at fair value through profit or loss (FVTPL)
- Equity instruments measured at fair value through other comprehensive income (FVTOCI)

Debt instruments at amortised cost

A debt instrument is measured at the amortised cost if both the following conditions are met:


- a) The asset is held within a business model whose objective is to hold assets for collecting contractual cash flows, and
- b) Contractual terms of the asset give rise on specified dates to cash flows that are solely payments of principal and interest (SPPI) on the principal amount outstanding.

This category is the most relevant to the Company. After initial measurement, such financial assets are subsequently measured at amortised cost using the effective interest rate (EIR) method. Amortised cost is calculated by taking into account any discount or premium on acquisition and fees or costs that are an integral part of the EIR. The EIR amortisation is included in finance income in the profit or loss. The losses arising from impairment are recognised in the profit or loss. This category generally applies to trade and other receivables, loans to subsidiaries etc. For more information on receivables, refer to Note 8.

Debt instrument at FVTOCI

A debt instrument is classified as at the FVTOCI if both of the following criteria are met:

- a) The objective of the business model is achieved both by collecting contractual cash flows and selling the financial assets, and



Nightingale Hotels Private Limited

Notes to financial statements for the year ended March 31, 2017

b) The asset's contractual cash flows represent SPPI.

Debt instruments included within the FVTOCI category are measured initially as well as at each reporting date at fair value. Fair value movements are recognized in the other comprehensive income (OCI). However, the Company recognizes interest income, impairment losses & reversals and foreign exchange gain or loss in the P&L. On derecognition of the asset, cumulative gain or loss previously recognised in OCI is reclassified from the equity to P&L. Interest earned whilst holding FVTOCI debt instrument is reported as interest income using the EIR method.

Debt instrument at FVTPL

FVTPL is a residual category for debt instruments. Any debt instrument, which does not meet the criteria for categorization as at amortized cost or as FVTOCI, is classified as at FVTPL.

In addition, the Company may elect to designate a debt instrument, which otherwise meets amortized cost or FVTOCI criteria, as at FVTPL. However, such election is allowed only if doing so reduces or eliminates a measurement or recognition inconsistency (referred to as 'accounting mismatch'). The Company has not designated any debt instrument as at FVTPL.

Debt instruments included within the FVTPL category are measured at fair value with all changes recognized in the P&L.

Derecognition

A financial asset (or, where applicable, a part of a financial asset or part of a Company of similar financial assets) is primarily derecognised (i.e. removed from the Company's consolidated balance sheet) when:


- The rights to receive cash flows from the asset have expired, or
- The Company has transferred its rights to receive cash flows from the asset or has assumed an obligation to pay the received cash flows in full without material delay to a third party under a 'pass-through' arrangement; and either (a) the Company has transferred substantially all the risks and rewards of the asset, or (b) the Company has neither transferred nor retained substantially all the risks and rewards of the asset, but has transferred control of the asset.

When the Company has transferred its rights to receive cash flows from an asset or has entered into a pass-through arrangement, it evaluates if and to what extent it has retained the risks and rewards of ownership. When it has neither transferred nor retained substantially all of the risks and rewards of the asset, nor transferred control of the asset, the Company continues to recognise the transferred asset to the extent of the Company's continuing involvement. In that case, the Company also recognises an associated liability. The transferred asset and the associated liability are measured on a basis that reflects the rights and obligations that the Company has retained.

Continuing involvement that takes the form of a guarantee over the transferred asset is measured at the lower of the original carrying amount of the asset and the maximum amount of consideration that the Company could be required to repay.

Impairment of financial assets

In accordance with Ind AS 109, the Company applies expected credit loss (ECL) model for measurement and recognition of impairment loss on the following financial assets and credit risk exposure:



Nightingale Hotels Private Limited

Notes to financial statements for the year ended March 31, 2017

- a) Financial assets that are debt instruments, and are measured at amortised cost e.g., loans, debt securities, deposits, trade receivables and bank balance
- b) Financial assets that are debt instruments and are measured as at FVTOCI
- c) Lease receivables under Ind AS 17
- d) Trade receivables or any contractual right to receive cash or another financial asset that result from transactions that are within the scope of Ind AS 11 and Ind AS 18.
- e) Loan commitments which are not measured as at FVTPL
- f) Financial guarantee contracts which are not measured as at FVTPL

The Company follows 'simplified approach' for recognition of impairment loss allowance on:

- Trade receivables or contract revenue receivables; and
- All lease receivables resulting from transactions within the scope of Ind AS 17

The application of simplified approach does not require the Company to track changes in credit risk. Rather, it recognises impairment loss allowance based on lifetime ECLs at each reporting date, right from its initial recognition.

For recognition of impairment loss on other financial assets and risk exposure, the Company determines that whether there has been a significant increase in the credit risk since initial recognition. If credit risk has not increased significantly, 12-month ECL is used to provide for impairment loss. However, if credit risk has increased significantly, lifetime ECL is used. If, in a subsequent period, credit quality of the instrument improves such that there is no longer a significant increase in credit risk since initial recognition, then the entity reverts to recognising impairment loss allowance based on 12-month ECL.

Lifetime ECL are the expected credit losses resulting from all possible default events over the expected life of a financial instrument. The 12-month ECL is a portion of the lifetime ECL which results from default events that are possible within 12 months after the reporting date.


ECL is the difference between all contractual cash flows that are due to the Company in accordance with the contract and all the cash flows that the entity expects to receive (i.e., all cash shortfalls), discounted at the original EIR. When estimating the cash flows, an entity is required to consider:

- All contractual terms of the financial instrument (including prepayment, extension, call and similar options) over the expected life of the financial instrument. However, in rare cases when the expected life of the financial instrument cannot be estimated reliably, then the entity is required to use the remaining contractual term of the financial instrument
- Cash flows from the sale of collateral held or other credit enhancements that are integral to the contractual terms

ECL impairment loss allowance (or reversal) recognized during the period is recognized as income/ expense in the statement of profit and loss (P&L). This amount is reflected under the head 'other expenses' in the P&L. The balance sheet presentation for various financial instruments is described below:

- Financial assets measured as at amortised cost, contractual revenue receivables and lease receivables: ECL is presented as an allowance, i.e., as an integral part of the measurement of those assets in the balance sheet. The allowance reduces the net carrying amount. Until the asset meets write-off criteria, the Company does not reduce impairment allowance from the gross carrying amount.

Debt instruments measured at FVTOCI: Since financial assets are already reflected at fair value, impairment allowance is not further reduced from its value. Rather, ECL amount is presented as 'accumulated impairment amount' in the OCI.



Nightingale Hotels Private Limited
Notes to financial statements for the year ended March 31, 2017

Financial liabilities

Initial recognition and measurement

Financial liabilities are classified, at initial recognition, as financial liabilities at fair value through profit or loss, loans and borrowings, payables, or as derivatives designated as hedging instruments in an effective hedge, as appropriate.

All financial liabilities are recognised initially at fair value and, in the case of loans and borrowings and payables, net of directly attributable transaction costs.

The Company's financial liabilities include trade and other payables, loans and borrowings including bank overdrafts, financial guarantee contracts and derivative financial instruments.

Subsequent measurement

The measurement of financial liabilities depends on their classification, as described below:
Financial liabilities at fair value through profit or loss

Financial liabilities at fair value through profit or loss include financial liabilities held for trading and financial liabilities designated upon initial recognition as at fair value through profit or loss. Financial liabilities are classified as held for trading if they are incurred for the purpose of repurchasing in the near term.

Gains or losses on liabilities held for trading are recognised in the profit or loss.

Financial liabilities designated upon initial recognition at fair value through profit or loss are designated as such at the initial date of recognition, and only if the criteria in Ind AS 109 are satisfied. For liabilities designated as FVTPL, fair value gains/ losses attributable to changes in own credit risk are recognized in OCI. These gains/ loss are not subsequently transferred to P&L. However, the Company may transfer the cumulative gain or loss within equity. All other changes in fair value of such liability are recognised in the statement of profit or loss. The Company has not designated any financial liability as at fair value through profit and loss.

Loans and borrowings


This is the category most relevant to the Company. After initial recognition, interest-bearing loans and borrowings are subsequently measured at amortised cost using the EIR method. Gains and losses are recognised in profit or loss when the liabilities are derecognised as well as through the EIR amortisation process.

Amortised cost is calculated by taking into account any discount or premium on acquisition and fees or costs that are an integral part of the EIR. The EIR amortisation is included as finance costs in the statement of profit and loss.

This category generally applies to borrowings. For more information refer Note 12.

Financial guarantee contracts

Financial guarantee contracts issued by the group Company are those contracts that require a payment to be made to reimburse the guarantee holder for a loss it incurs because the Company fails to make a payment when due in accordance with the terms of a debt instrument. Financial guarantees issued by the group Company on behalf the Company are designated as 'Insurance Contracts'.



Nightingale Hotels Private Limited
Notes to financial statements for the year ended March 31, 2017

Contributed equity

Equity shares are classified as equity. Incremental costs directly attributable to the issue of new shares or options are shown in equity as a deduction, net of tax, from the proceeds.

Derecognition


A financial liability is derecognised when the obligation under the liability is discharged or cancelled or expires. When an existing financial liability is replaced by another from the same lender on substantially different terms, or the terms of an existing liability are substantially modified, such an exchange or modification is treated as the derecognition of the original liability and the recognition of a new liability. The difference in the respective carrying amounts is recognised in the statement of profit or loss.

Reclassification of financial assets

The Company determines classification of financial assets and liabilities on initial recognition. After initial recognition, no reclassification is made for financial assets which are equity instruments and financial liabilities. For financial assets which are debt instruments, a reclassification is made only if there is a change in the business model for managing those assets. Changes to the business model are expected to be infrequent. The Company's senior management determines change in the business model as a result of external or internal changes which are significant to the Company's operations. Such changes are evident to external parties. A change in the business model occurs when the Company either begins or ceases to perform an activity that is significant to its operations. If the Company reclassifies financial assets, it applies the reclassification prospectively from the reclassification date which is the first day of the immediately next reporting period following the change in business model. The Company does not restate any previously recognised gains, losses (including impairment gains or losses) or interest.

The following table shows various reclassification and how they are accounted for:

Original classification	Revised classification	Accounting treatment
Amortised cost	FVTPL	Fair value is measured at reclassification date. Difference between previous amortized cost and fair value is recognised in P&L.
FVTPL	Amortised Cost	Fair value at reclassification date becomes its new gross carrying amount. EIR is calculated based on the new gross carrying amount.
Amortised cost	FVTOCI	Fair value is measured at reclassification date. Difference between previous amortised cost and fair value is recognised in OCI. No change in EIR due to reclassification.
FVTOCI	Amortised cost	Fair value at reclassification date becomes its new amortised cost carrying amount. However, cumulative gain or loss in OCI is adjusted against fair value. Consequently, the asset is measured as if it had always been measured at amortised cost.
FVTPL	FVTOCI	Fair value at reclassification date becomes its new carrying amount. No other adjustment is required.
FVTOCI	FVTPL	Assets continue to be measured at fair value. Cumulative gain or loss previously recognized in OCI is reclassified to P&L at the reclassification date.



Nightingale Hotels Private Limited
Notes to financial statements for the year ended March 31, 2017

Offsetting of financial instruments

Financial assets and financial liabilities are offset and the net amount is reported in the consolidated balance sheet if there is a currently enforceable legal right to offset the recognised amounts and there is an intention to settle on a net basis, to realise the assets and settle the liabilities simultaneously.

(n) Cash and cash equivalents

Cash and cash equivalent in the balance sheet comprise cash at banks and on hand and short-term deposits with an original maturity of three months or less, which are subject to an insignificant risk of changes in value.

(o) Segment reporting policies

Identification of segments

The management of the Company reviews the specific performance of its respective hotel properties. However, since all hotels have similarity in terms of products and services, customer classes, method of providing services and the regulatory environment, the individual hotels qualify for aggregation. Thus, the management has considered aggregating all the hotels as one reportable operating segment. Accordingly, the figures appearing in these financial statements relate to the Company's single operating segment.

(p) Recent accounting pronouncements

Standards issued but not yet effective

The amendments to standards that are issued, but not yet effective, up to the date of issuance of the Group's financial statements are disclosed below. The Group intends to adopt these standards, if applicable, when they become effective. The Ministry of Corporate Affairs (MCA) has issued the Companies (Indian Accounting Standards) Amendment Rules, 2017 and has amended the following standard.

Amendment to Ind AS 7, Statement of Cash Flows

The amendments to Ind AS 7 requires an entity to provide disclosures that enable users of financial statements to evaluate changes in liabilities arising from financing activities, including both changes arising from cash flows and non-cash changes. On initial application of the amendment, entities are not required to provide comparative information for preceding periods. These amendments are effective for annual periods beginning on or after 1 April 2017. Application of this amendments will not have any recognition and measurement impact. However, it will require additional disclosure in the financial statements.

The Company is evaluating the requirements of the amendment and the effect on the financial statements is being evaluated.

Amendment to Ind AS 102, Share-based Payment

The MCA has issued amendments to Ind AS 102 that address three main areas: the effects of vesting conditions on the measurement of a cash-settled share-based payment transaction, the classification of a share-based payment transaction with net settlement features for withholding tax obligations, and accounting where a modification to the terms and conditions of a share-based payment transaction changes its classification from cash settled to equity settled. The amendments are effective for annual periods beginning on or after 1 April 2017.



Nightingale Hotels Private Limited

Notes to financial statements for the year ended March 31, 2017

The Company is evaluating the requirements of the amendment and the effect on the financial statements is being evaluated. The Company will adopt these amendments from their applicability date.

(q) Measurement of EBITDA

The company has elected to present earnings before interest, tax, depreciation and amortization (EBITDA) as a separate line item on the face of the statement of profit and loss. The company measures EBITDA on the basis of profit/(loss) from continuing operation. In its measurement, the company does not include depreciation and amortization expense, finance costs and tax expense




Nightingale Hotels Private Limited
Notes to financial statements for the year ended March 31, 2017

3 Property, plant and equipment

	Freehold land	Building on freehold land	Plant and Machinery	Electrical fittings	Electrical equipments	Office equipments	Furniture and Fixtures	Crockery, cutlery and soft furnishings	Computers	Vehicles	Total
Cost or valuation											
Deemed cost as at April 1, 2015	671.29	7,327.61	1,030.71	532.27	210.90	20.64	547.07	204.53	28.35	6.47	10,579.84
Additions	-	8.32	3.27	0.43	2.86	0.69	26.06	-	1.65	-	43.28
Disposals	-	-	-	-	-	-	-	-	-	-	-
As at March 31, 2016	671.29	7,335.93	1,033.98	532.70	213.76	21.33	573.12	204.53	30.01	6.47	10,623.12
Additions	-	-	2.43	9.50	0.43	3.44	0.56	-	1.28	-	17.44
Disposals	-	-	-	-	-	-	-	-	-	-	-
As at March 31, 2017	671.29	7,335.93	1,036.41	542.20	214.19	24.77	573.48	204.53	31.29	6.47	10,640.56
Depreciation											
As at April 1, 2015	-	-	-	-	-	-	-	-	-	-	-
Charge for the year	-	123.13	70.55	55.28	22.13	4.54	72.50	77.68	8.64	0.81	435.25
Disposals	-	-	-	-	-	-	-	-	-	-	-
As at March 31, 2016	-	123.13	70.55	55.28	22.13	4.54	72.50	77.68	8.64	0.81	435.25
Charge for the year	-	123.25	70.77	55.30	22.18	4.59	74.96	77.68	9.06	0.81	438.60
Disposals	-	-	-	-	-	-	-	-	-	-	-
As at March 31, 2017	-	246.38	141.32	110.58	44.31	9.13	147.46	155.25	17.70	1.63	873.85
Net Book value											
As at March 31, 2017	671.29	7,089.55	895.09	431.62	169.89	15.64	426.02	49.18	13.59	4.84	9,766.71
As at March 31, 2016	671.29	7,212.81	963.43	477.41	191.63	16.79	509.62	126.86	21.37	5.65	10,187.87
As at April 1, 2015	671.29	7,327.61	1,030.71	532.27	210.90	20.64	547.07	204.53	28.35	6.47	10,579.84

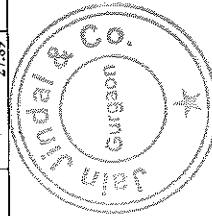
Net book value

	March 31, 2017	March 31, 2016	April 1, 2015
Plant, property and equipment	9,766.71	10,187.87	10,579.84



Nightingale Hotels Private Limited
Notes to financial statements for the year ended March 31, 2017

4. Intangible Assets	(Rs. in lakhs)	
	Software	Total
Deemed Cost as at April 1, 2015	43.28	43.28
Additions	-	-
Disposals	-	-
As at March 31, 2016	43.28	43.28
Additions	-	-
Disposals	-	-
As at March 31, 2017	43.28	43.28
Amortisation and Impairment		
As at April 1, 2015	-	-
Amortisation	7.68	7.68
Disposals	-	-
As at March 31, 2016	7.68	7.68
Amortisation	7.70	7.70
Disposals	-	-
As at March 31, 2017	15.38	15.38
Net Book		
As at March 31, 2017	27.89	27.89
As at March 31, 2016	35.59	35.59
As at April 1, 2015	43.28	43.28
Net book value	March 31, 2017	March 31, 2016
Intangible assets	27.89	35.59
	March 31, 2017	April 1, 2015
	35.59	43.28




Nightingale Hotels Private Limited
Notes to financial statements for the year ended March 31, 2017

5 Financial assets

	March 31, 2017 Rs in lakhs	March 31, 2016 Rs in lakhs	April 1, 2015 Rs in lakhs
(a) Investments			
Investment at fair value through OCI (fully paid)			
1,000,000 (Previous year 1,000,000) debentures of Iora Hotels Private Limited of Rs. 100 each fully paid.	1,000.00	1,000.00	-
Investments at fair value through Profit & Loss			
Unquoted mutual funds			
10,422,269 (Previous year 7724.824) Units of Reliance Money Manger Plan	239.15	162.20	-
703,295 (Previous year 703.295) Units of Reliance Liquid Fund Treasury Growth Plan	15.36	16.06	-
	1,254.50	1,178.26	-
Aggregate book value of quoted investments	254.50	178.26	-
Aggregate amount of impairment in value of investments	-	-	-
	254.50	178.26	-
Current	254.50	178.26	-
Non-Current	1,000.00	1,000.00	-
	1,254.50	1,178.26	-

(b) Other financial assets

	March 31, 2017 Rs in lakhs	March 31, 2016 Rs in lakhs	April 1, 2015 Rs in lakhs
Security deposits	25.80	20.82	5.50
Interest accrued on deposits with banks and others	27.48	19.43	12.02
Other bank balances	81.55	81.55	81.55
	134.82	121.80	99.06
Break up of non-current financial assets carried at amortised cost			
Security deposits	25.80	20.82	5.50
Interest accrued on deposits with banks and others	27.48	19.43	12.02
Other bank balances	81.55	81.55	81.55
Total non-current financial assets carried at amortised cost	134.82	121.80	99.06



Nightingale Hotels Private Limited


Notes to financial statements for the year ended March 31, 2017

6 Other non-current assets

	March 31, 2017 Rs in lakhs	March 31, 2016 Rs in lakhs	April 1, 2015 Rs in lakhs
Capital advances	0.71	0.71	2.63
Others			
Advance Income Tax (net of provision for taxation)	30.71	20.57	5.65
	<u>31.42</u>	<u>21.28</u>	<u>8.27</u>

7 Inventories

	March 31, 2017 Rs in lakhs	March 31, 2016 Rs in lakhs	April 1, 2015 Rs in lakhs
(valued at lower of cost and net realisable value)			
Food and beverages (excluding liquor and wine)	5.17	4.41	4.34
Liquor and wine	6.24	6.97	-
Stores, cutlery, crockery, linen, provisions and others	12.38	11.63	7.31
	<u>23.78</u>	<u>23.01</u>	<u>11.65</u>
Less: Provision for slow moving/ non moving stock	0.07	-	-
	<u>23.71</u>	<u>23.01</u>	<u>11.65</u>



Nightingale Hotels Private Limited
Notes to financial statements for the year ended March 31, 2017

8 Financial assets	March 31, 2017	March 31, 2016	April 1, 2015
	Rs in lakhs	Rs in lakhs	Rs in lakhs
(i) Trade receivables			
Trade receivables	142.19	188.90	50.76
	<u>142.19</u>	<u>188.90</u>	<u>50.76</u>
Break-up for trade receivables:			
Secured, considered good	-	-	-
Unsecured, considered good	142.19	188.90	50.76
Doubtful	-	-	-
	<u>142.19</u>	<u>188.90</u>	<u>50.76</u>
Impairment Allowance (allowance for bad and doubtful debts)			
Unsecured, considered good	-	-	-
Doubtful	-	-	-
	<u>-</u>	<u>-</u>	<u>-</u>

Trade receivable are non interest bearing and generally on terms of 30-90 days

(ii) Cash and cash equivalents	March 31, 2017	March 31, 2016	April 1, 2015
	Rs in lakhs	Rs in lakhs	Rs in lakhs
Balance with banks			
On current accounts	74.78	60.21	1,560.25
Cash on hand	1.09	2.96	5.48
	<u>75.87</u>	<u>63.17</u>	<u>1,565.73</u>


At March 31, 2017, the Company had available Rs. Nil (March 31, 2016: Rs. Nil, April 1, 2015: Nil) of undrawn committed borrowing facilities.

Cash at bank are non-interest bearing financial assets.

For the purpose of the statement of cash flows, cash and cash equivalents comprise the following:

Particulars	March 31, 2017	March 31, 2016	April 1, 2015
	Rs in lakhs	Rs in lakhs	Rs in lakhs
Balances with banks			
on current accounts	74.78	60.21	1,560.25
Cash on hand	1.09	2.96	5.48
Total cash and cash equivalents	<u>75.87</u>	<u>63.17</u>	<u>1,565.73</u>

(iii) Loans	March 31, 2017	March 31, 2016	April 1, 2015
	Rs in lakhs	Rs in lakhs	Rs in lakhs
Loans to related parties	-	-	1.08
	<u>-</u>	<u>-</u>	<u>1.08</u>



Nightingale Hotels Private Limited
Notes to financial statements for the year ended March 31, 2017

(iv) Other financial assets


	March 31, 2017 Rs in lakhs	March 31, 2016 Rs in lakhs	April 1, 2015 Rs in lakhs
Security deposits	0.72	1.01	1.01
Unbilled revenue	13.39	-	-
	<u>14.11</u>	<u>1.01</u>	<u>1.01</u>

Break up of current financial assets carried at amortised cost

Trade receivables	142.19	188.90	50.76
Cash and cash equivalents	75.87	63.17	1,565.73
Security deposits	0.72	1.01	1.01
Unbilled revenue	13.39	-	-
Total current financial assets carried at amortised cost	<u>232.16</u>	<u>253.08</u>	<u>1,617.51</u>

9 Other current assets

	March 31, 2017 Rs in lakhs	March 31, 2016 Rs in lakhs	April 1, 2015 Rs in lakhs
Advance for supply of goods and rendering of services	6.62	3.19	3.47
Balance with statutory/ government authorities	18.60	44.66	4.30
Prepaid expenses	35.25	15.24	1.53
	<u>60.47</u>	<u>63.10</u>	<u>9.29</u>



Nightingale Hotels Private Limited
Notes to financial statements for the year ended March 31, 2017

10 Equity Share capital

	No. of shares	Rs in lakhs
Authorised Share Capital		
At 1 April 2015	130,500,000	1,305.00
Increase during the year	-	-
At 31 March 2016	130,500,000	1,305.00
Increase during the year	-	-
At 31 March 2017	130,500,000	1,305.00

Terms/rights attached to equity shares

The company has only one class of equity shares having par value of Re. 1 per share. Each holder of equity shares is entitled to one vote per share. In the event of liquidation of the company, the holders of equity shares will be entitled to receive remaining assets of the company, after distribution of all preferential amounts. The distribution will be in proportion to the number of equity shares held by the shareholders.

Issued equity capital

	No. of shares	Rs in lakhs
Equity shares of INR 1 each issued, subscribed and fully paid		
At 1 April 2015	130,366,000	1,303.66
Increase during the year	-	-
At 31 March 2016	130,366,000	1,303.66
Increase during the year	-	-
At 31 March 2017	130,366,000	1,303.66

Shares held by holding company:

	March 31, 2017 Nos	March 31, 2016 Nos
Equity shares of Re. 1 each fully paid up		
Lemon Tree Hotels Limited	75,000,000	75,000,000

Details of shareholders holding more than 5% shares in the company:	March 31, 2017		March 31, 2016	
	No. of shares	% Shareholding	No. of shares	% Shareholding
Equity shares of INR 1 each fully paid				
Lemon Tree Hotels Limited	75,000,000	57.53%	75,000,000	57.53%
APG Strategic Real Estate Pool N.V.	55,366,000	42.47%	55,366,000	42.47%


The company has issued bonus shares in the ratio of 2:4:1 on 12.01.2015 to existing shareholders.

11 Other equity

	Rs in lakhs
Securities premium reserve	
At 1 April 2015	5,536.60
Increase during the year	-
At 31 March 2016	5,536.60
Increase during the year	-
At 31 March 2017	5,536.60

	Rs in lakhs
Retained earnings	
At 1 April 2015	(321.58)
Loss for the year	(477.51)
At 31 March 2016	(799.09)
Loss for the year	(184.75)
At 31 March 2017	(983.84)

	March 31, 2017 Rs in lakhs	March 31, 2016 Rs in lakhs	April 1, 2015 Rs in lakhs
Other reserves			
Securities premium reserve	5,536.60	5,536.60	5,536.60
Retained earnings	(983.84)	(799.09)	(321.58)
	4,552.76	4,737.51	5,215.02




Nightingale Hotels Private Limited
Notes to financial statements for the year ended March 31, 2017

12 Borrowings	Effective Rate of Interest (%)	Maturity	March 31, 2017 Rs in lakhs	March 31, 2016 Rs in lakhs	April 1, 2015 Rs in lakhs
Non-current borrowings					
Term Loans					
Indian rupee loans from Banks (Secured)					
Punjab National Bank (Refer note 1 below)			-	-	5,466.45
Vehicle loans (Refer note 2 below)	10.25%	2019-2020	2.43	3.47	4.41
Rupee term loans from financial institutions					
Aditya Birla Finance Limited (Refer note 3 below)	11.65%	2030-2031	5,298.00	5,403.41	-
Total non-current borrowings			5,300.43	5,406.88	5,470.86
Current borrowings					
Term Loans					
Current maturity of long term loans					
Punjab National Bank (Refer note 1 below)			-	-	13.75
Vehicle loans (Refer note 2 below)	10.25%	2019-2020	1.04	0.94	0.85
Rupee term loans from financial institutions					
Aditya Birla Finance Limited (Refer note 3 below)	11.65%	2030-2031	88.00	44.00	-
Total current borrowings			89.04	44.94	14.60
Less: Amount clubbed under "other financial liabilities"			(89.04)	(44.94)	(14.60)
Net current borrowings			-	-	-

Term loans


- 1.) Rupee term loan from Punjab National Bank is repaid during the previous year and consequently below mentioned charge has been satisfied and released:
First charge of all movables including fixed assets, current assets, capital goods/capex goods and mortgage by way of deposit of title deeds of its property at Gachi bowli, Hyderabad, Andhra Pradesh.
- 2.) Vehicle loan taken from HDFC Bank in FY 2014-15 is secured by hypothecation of underlying motor vehicle acquired out of such loans. Rate of interest of the loan is 10.25%. The loan is repaid on agreed monthly installments.
- 3.) Rupee term loan from Aditya Birla Finance limited (sanctioned amount of Rs. 5500 lakhs) was taken during financial year 2015-16 and carries the interest of Base Rate Plus 2.15% during the year. The Loan is repayable in 56 Structured Quarterly Installments payable after moratorium period of 12 months from the date of first disbursement. The Loan is secured by:
 - a) first exclusive charge of all immovables fixed assets (both present and future) of the LT-Gachibowli hyderabad hotel to provide a minimum cover of 1.75x at all times during the tenor of the loan.
 - b) first exclusive charge on all the movable fixed assets (both present and future) of LT Gachibowli hyderabad hotel.
 - c) first exclusive charge on escrow account of entire cash flow of LT Gachibowli hyderabad hotel.
 - d) Unconditional and irrevocable corporate guarantee of Lemon Tree Hotels Limited.

13 Provisions	March 31, 2017 Rs in lakhs	March 31, 2016 Rs in lakhs	April 1, 2015 Rs in lakhs
Provision for gratuity	4.04	2.83	0.25
Current	0.69	0.51	0.00
Non-current	3.35	2.31	0.25
Provision for leave benefits	4.83	3.65	1.92
Current	4.83	3.65	1.92
Non-current	-	-	-
Total current	5.52	4.16	1.92
Total non-current	3.35	2.31	0.25




Nightingale Hotels Private Limited
Notes to financial statements for the year ended March 31, 2017

14 Financial liabilities	March 31, 2017 Rs in lakhs	March 31, 2016 Rs in lakhs	April 1, 2015 Rs in lakhs
(i) Trade payables			
Micro and small enterprises	178.15	151.10	95.15
Other than micro and small enterprises			
	<u>178.15</u>	<u>151.10</u>	<u>95.15</u>
(ii) Other financial liabilities			
	March 31, 2017 Rs in lakhs	March 31, 2016 Rs in lakhs	April 1, 2015 Rs in lakhs
Current maturities of long-term borrowings	89.04	44.94	14.60
Retention money payable	-	110.84	161.44
Book overdraft	1.31	15.04	-
Other payables			
Payable for capital goods	0.22	0.22	52.63
Outstanding dues of other creditors	39.46	41.09	18.39
	<u>130.03</u>	<u>212.13</u>	<u>247.06</u>
15 Other current liabilities			
	March 31, 2017 Rs in lakhs	March 31, 2016 Rs in lakhs	April 1, 2015 Rs in lakhs
Advance from customers	33.09	40.50	4.92
Statutory liabilities	24.70	25.74	31.13
	<u>57.79</u>	<u>66.24</u>	<u>36.05</u>




Nightingale Hotels Private Limited
Notes to financial statements for the year ended March 31, 2017

16 Revenue from operations	March 31, 2017	March 31, 2016
	Rs in lakhs	Rs in lakhs
Sale of products and services		
Room rentals	1,582.23	1,264.69
Food and beverage (excluding liquor and wine)	441.76	346.28
Liquor and wine	77.47	63.98
Banquet rentals	2.88	0.30
Telephone and telex	4.48	3.26
Other Services	240.71	188.73
Other operating revenue		
Commission income	0.10	0.36
	<u>2,349.64</u>	<u>1,867.60</u>
17 Other income	March 31, 2017	March 31, 2016
	Rs in lakhs	Rs in lakhs
Rent received	5.86	4.55
Excess provision/ credit balances written back	1.00	0.40
Exchange difference (net)	0.24	-
Sale of scrap	1.32	0.57
	<u>8.42</u>	<u>5.52</u>
18 Cost of materials consumed	March 31, 2017	March 31, 2016
	Rs in lakhs	Rs in lakhs
Consumption of food & beverages excluding liquor & wine		
Inventory at the beginning of the year	4.41	4.34
Add: Purchases	167.40	179.48
	171.81	183.82
Less: Inventory at the end of the year	5.17	4.41
Cost of food and beverage consumed	<u>166.64</u>	<u>179.41</u>
Consumption of liquor & wine		
Inventory at the beginning of the year	6.97	-
Add: Purchases	18.92	24.74
	25.88	24.74
Less: Inventory at the end of the year	6.24	6.97
Cost of liquor and wine consumed	<u>19.65</u>	<u>17.77</u>
Total Cost of material consumed	<u>186.29</u>	<u>197.18</u>
19 Employee benefit expense	March 31, 2017	March 31, 2016
	Rs in lakhs	Rs in lakhs
Salaries, wages and bonus	377.89	317.18
Contribution to provident fund and other funds	15.59	13.71
Staff recruitment and training expenses	0.28	0.43
Gratuity expense	1.21	0.77
Leave compensation expenses	1.51	2.09
Staff welfare expenses	63.21	22.16
Total	<u>459.69</u>	<u>356.34</u>



Nightingale Hotels Private Limited
Notes to financial statements for the year ended March 31, 2017

20 Other expenses	March 31, 2017	March 31, 2016
	Rs in lakhs	Rs in lakhs
Consumption of stores, cutlery, crockery, linen, provisions and others	41.37	25.65
Rent expenses	4.44	4.29
Power and fuel	199.82	175.06
Linen & uniform washing and laundry expenses	26.07	23.97
Guest transportation	32.76	23.96
Spa expenses	10.09	7.68
Subscription charges	3.68	4.02
Repair and maintenance		8.73
- Buildings	6.76	21.00
- Plant and machinery	25.71	15.38
- Others	26.85	68.21
Rates and taxes	63.03	7.24
Insurance	3.14	33.92
Communication costs	35.88	7.96
Printing and stationery	11.38	5.09
Traveling and conveyance	5.64	5.05
Vehicle running and maintenance	3.35	70.43
Advertisement and business promotion	93.79	62.69
Management fees	117.00	9.78
Commission -other than sole selling agent	22.00	44.08
Security and cleaning expenses	43.12	1.51
Membership and subscriptions	1.11	14.26
Legal and professional fees	7.92	12.08
Water and sewerage charges	17.27	0.11
Exchange difference (net)	-	0.64
Payment to auditors	0.25	-
Provision for slow/non moving inventory	0.07	8.87
Miscellaneous expenses	7.62	
Total	810.10	661.66
Payment to auditor		
As auditor	0.25	0.50
for other services	-	0.14
	0.25	0.64
21 Finance cost	March 31, 2017	March 31, 2016
	Rs in lakhs	Rs in lakhs
Interest		457.85
- on term loans from banks	-	252.79
- on loans from financial institutions	639.33	0.50
- on vehicle loans	0.41	0.01
- on income tax	-	20.18
Bank charges (including commission on credit card collection)	23.05	
	662.79	731.33
22 Depreciation and amortization expense	March 31, 2017	March 31, 2016
	Rs in lakhs	Rs in lakhs
Depreciation of tangible assets	438.60	435.25
Amortization of intangible assets	7.70	7.68
	446.30	442.94



Nightingale Hotels Private Limited
Notes to financial statements for the year ended March 31, 2017


23 Finance income	March 31, 2017 Rs in lakhs	March 31, 2016 Rs in lakhs
Profit on sale of investment	11.57	31.49
Interest Income on :		
Bank deposits	8.94	8.23
Others	0.58	1.52
Fair valuation profit on financial instruments at fair value through profit or loss	1.68	2.90
	<u>22.77</u>	<u>44.15</u>

24 Earnings per Share (Basic and Diluted)

Basic EPS amounts are calculated by dividing the profit for the year attributable to equity holders of the company by the weighted average number of Equity shares outstanding during the year.
Diluted EPS amounts are calculated by dividing the profit attributable to equity holders of the company by the weighted average number of Equity shares outstanding during the year plus the weighted average number of Equity shares that would be issued on conversion of all the dilutive potential Equity shares into Equity shares.

The following data reflects the inputs to calculation of basic and diluted EPS

	March 31, 2017	March 31, 2016
Profit / (loss) after tax (Rs in lakhs)	(184.75)	(477.51)
Profit / (Loss) for calculation of basic and diluted EPS	<u>(184.75)</u>	<u>(477.51)</u>
Weighted average number of Equity shares for basic EPS	130,366,000	130,366,000
Weighted average number of Equity shares adjusted for the effect of dilution		
Weighted average number of equity shares in calculating diluted EPS	<u>130,366,000</u>	<u>130,366,000</u>
Basic and diluted EPS	(0.14)	(0.37)



Nightingale Hotels Private Limited

Notes to financial statements for the year ended March 31, 2017

25. Significant accounting judgements, estimates and assumptions

The preparation of the Company's financial statements requires management to make judgements, estimates and assumptions that affect the reported amounts of revenues, expenses, assets and liabilities, and the accompanying disclosures, and the disclosure of contingent liabilities. Uncertainty about these assumptions and estimates could result in outcomes that require a material adjustment to the carrying amount of assets or liabilities affected in future periods.

Judgements

In the process of applying the Company's accounting policies, management has made the following judgements, which have the most significant effect on the amounts recognised in the financial statements:

Contingent liabilities

Contingent liabilities may arise from the ordinary course of business in relation to claims against the Company, including legal, land access and other claims. By their nature, contingencies will be resolved only when one or more uncertain future events occur or fail to occur. The assessment of the existence, and potential quantum, of contingencies inherently involves the exercise of significant judgement and the use of estimates regarding the outcome of future events.

Estimates and assumptions

The key assumptions concerning the future and other key sources of estimation uncertainty at the reporting date, that have a significant risk of causing a material adjustment to the carrying amounts of assets and liabilities within the next financial year, are described below. The Company based its assumptions and estimates on parameters available when the standalone financial statements were prepared. Existing circumstances and assumptions about future developments, however, may change due to market changes or circumstances arising that are beyond the control of the Company. Such changes are reflected in the assumptions when they occur.

Fair value measurement of financial instruments

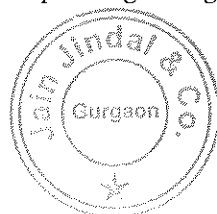
When the fair values of financial assets and financial liabilities recorded in the balance sheet cannot be measured based on quoted prices in active markets, their fair value is measured using other valuation techniques. The inputs to these models are taken from observable markets where possible, but where this is not feasible, a degree of judgement is required in establishing fair values. Judgements include considerations of inputs such as liquidity risk, credit risk and volatility. Changes in assumptions about these factors could affect the reported fair value of financial instruments.

Impairment of non-financial assets

Impairment exists when the carrying value of an asset or cash generating unit exceeds its recoverable amount, which is the higher of its fair value less costs of disposal and its value in use. The fair value less costs of disposal calculation is based on available data from binding sales transactions, conducted at arm's length, for similar assets or observable market prices less incremental costs for disposing of the asset. The value in use calculation is based on a DCF model. The cash flows are derived from the budget for the next five years and do not include restructuring activities that the Company is not yet committed to or significant future investments that will enhance the asset's performance of the CGU being tested. The recoverable amount is sensitive to the discount rate used for the DCF model as well as the expected future cash-inflows and the growth rate used for extrapolation purposes.

Taxes

Deferred tax assets are recognised for unused tax losses to the extent that it is probable that taxable profit will be available against which the losses can be utilised. Significant management judgement is required to determine the amount of deferred tax assets that can be recognised, based upon the likely timing and the level of future taxable profits together with future tax planning strategies.



Nightingale Hotels Private Limited
Notes to financial statements for the year ended March 31, 2017

Defined benefit plans (gratuity benefits)

The cost of the defined benefit gratuity plan and the present value of the gratuity obligation are determined using actuarial valuations. An actuarial valuation involves making various assumptions that may differ from actual developments in the future. These include the determination of the discount rate, future salary increases and mortality rates. Due to the complexities involved in the valuation and its long-term nature, a defined benefit obligation is highly sensitive to changes in these assumptions. All assumptions are reviewed at each reporting date.

The parameter most subject to change is the discount rate. In determining the appropriate discount rate for plans operated in India, the management considers the interest rates of government bonds in currencies consistent with the currencies of the post-employment benefit obligation.

The mortality rate is based on publicly available mortality tables for the specific countries. Those mortality tables tend to change only at interval in response to demographic changes. Future salary increases and gratuity increases are based on expected future inflation rates for the respective countries.

Further details about gratuity obligations are given in Note 26.

26. Gratuity and other post-employment benefit plans

	<i>Rs. In lakhs</i>		
	March 31, 2017	March 31, 2016	April 1, 2015
Gratuity plan	4.04	2.83	0.25
Total	4.04	2.83	0.25

The Company has a defined benefit gratuity plan. The gratuity plan is governed by the Payment of Gratuity Act, 1972. Under the act, employee who has completed five years of service is entitled to specific benefit. The level of benefits provided depends on the member's length of service and salary at retirement age. The Company makes provision of such gratuity asset/ liability in the books of accounts on the basis of actuarial valuation as per the Projected unit credit method.




Nightingale Hotels Private Limited
Notes to financial statements for the year ended March 31, 2017

Changes in the defined benefit obligation and fair value of plan assets as at March 31, 2017:

	Gratuity cost charged to profit or loss					Remeasurement gains/(losses) in other comprehensive income					<i>Rs. In lakhs</i>	
	April 1, 2016	Service cost	Net interest expense	Sub-total included in profit or loss	Benefits paid	Return on plan assets (excluding amounts included in net interest expense)	Actuarial changes arising from changes in demographic assumptions	Actuarial changes arising from changes in financial assumptions	Experience adjustments	Sub-total included in OCI	Contributions by employer	March 31, 2017
Defined benefit obligation	2.83	1.00	0.21	1.21	(0.32)	-	-	0.13	0.19	0.31	-	4.04
Fair value of plan assets	-	-	-	-	-	-	-	-	-	-	-	-
Benefit liability	2.83	1.00	0.21	1.21	(0.32)	-	-	0.13	0.19	0.31	-	4.04

Changes in the defined benefit obligation and fair value of plan assets as at March 31, 2016:

	Gratuity cost charged to profit or loss					Remeasurement gains/(losses) in other comprehensive income					<i>Rs. In lakhs</i>	
	April 1, 2015	Service cost	Net interest expense	Sub-total included in profit or loss	Benefits paid	Return on plan assets (excluding amounts included in net interest expense)	Actuarial changes arising from changes in demographic assumptions	Actuarial changes arising from changes in financial assumptions	Experience adjustments	Sub-total included in OCI	Contributions by employer	March 31, 2016
Defined benefit obligation	0.25	0.75	0.02	0.77	(0.13)	-	-	0.02	1.91	1.94	-	2.83
Fair value of plan assets	-	-	-	-	-	-	-	-	-	-	-	-
Benefit liability	0.25	0.75	0.02	0.77	(0.13)	-	-	0.02	1.91	1.94	-	2.83



Nightingale Hotels Private Limited
Notes to financial statements for the year ended March 31, 2017

The principal assumptions used in determining gratuity obligations for the Company's plans are shown below:

	March 31, 2017	March 31, 2016	April 1, 2015
Discount rate:	%	%	%
Pension plan	6.70%	7.60%	7.80%
Future salary increases:			
Pension plan	5.00%	5.00%	5.00%
Life expectation for pensioners at the age of 65:	Years	Years	Years
Pension plan			
Male	60	60	60
Female	60	60	60

A quantitative sensitivity analysis for significant assumption as at March 31, 2017 is as shown below:

India gratuity plan:

	March 31, 2017	March 31, 2017	March 31, 2017	March 31, 2017
Assumptions	Discount rate		Future salary increases	
Sensitivity Level	1% increase	1% decrease	1% increase	1% decrease
Impact on defined benefit obligation	0.14	0.15	0.15	0.14
	March 31, 2016	March 31, 2016	March 31, 2016	March 31, 2016
Assumptions	Discount rate		Future salary increases	
Sensitivity Level	1% increase	1% decrease	1% increase	1% decrease
Impact on defined benefit obligation	0.10	0.11	0.11	0.10

The sensitivity analyses above have been determined based on a method that extrapolates the impact on defined benefit obligation as a result of reasonable changes in key assumptions occurring at the end of the reporting period.

The following payments are expected contributions to the defined benefit plan in future years:

Duration (Years)	For the year ended March 31, 2017	For the year ended March 31, 2016
1	0.71	0.53
2	0.71	0.50
3	0.71	0.50
4	0.70	0.47
5	0.57	0.44
Above 5	1.89	1.42
Total expected payments	5.29	3.86



Nightingale Hotels Private Limited
Notes to financial statements for the year ended March 31, 2017

The average duration of the defined benefit plan obligation at the end of the reporting period is 5 years (March 31, 2016: 5 years).

27. Commitments and contingencies

a. Commitments

Estimated amount of contracts remaining to be executed on capital account and not provided for:


At March 31, 2017, the Company had NIL commitments (March 31, 2016: Rs NIL, April 1, 2015: Rs NIL)

b. Contingent liabilities

Claims against the Company not acknowledged as debts

Rs. In lakhs

		As at March 31, 2017	As at March 31, 2016	As at March 31, 2015
a.	Income tax demand for A.Y. 2011-12	7.19	7.19	7.19
b.	Counter guarantees issued in respect of guarantees issued by company's bankers	81.55	81.55	81.55



Nightingale Hotels Private Limited
Notes to financial statements for the year ended March 31, 2017

28. Related Party Transactions


a) Names of related parties where control exists irrespective of whether transactions have occurred,

Holding company	-Lemon Tree Hotels Limited
Fellow subsidiary companies	- Fleur Hotels Private Limited - Manakin Resorts Private Limited - Begonia Hotels Private Limited - Grey Fox Project Management Co. Pvt. Ltd. - Iora Hotels Private Limited - Hyacinth Hotels Private Limited
Enterprises owned or significantly influenced by key management personnel or their relatives	- Spank Management Services Private Limited
Key Management Personnel	-Mr. Rajeev Janveja (Whole Time Director w.e.f 5 th November, 2015) -Mr. Dominic James Doran(Director) -Mr. Rajesh Kumar (Director) -Mr. Arjun Sawhny (Independent Director) -Mr. Paramartha Saikia (Independent Director)

b) Additional related parties as per Companies Act 2013 with whom transactions have taken place during the year:

Company Secretary	: Ms. Sonali Manchanda
Chief Financial Officer	: Mr. Sandeep Kumar

The following table provides the total amount of transactions that have been entered into with related parties for the relevant financial year



Nightingale Hotels Private Limited
Notes to financial statements for the year ended March 31, 2017


Rs. In lakhs

Transactions with Related Party	Year Ended	Holding company	Fellow subsidiary	Enterprises owned or significantly influenced by key management personnel or their relatives	Key Management personnel or their relatives
Reimbursement of expenses incurred on company's behalf					
Fleur Hotels Private Limited	31-Mar-17	-	-	-	-
	31-Mar-16	-	0.07	-	-
	01-Apr-15	-	0.07	-	-
Lemon Tree Hotels Limited	31-Mar-17	0.10	-	-	-
	31-Mar-16	-	-	-	-
	01-Apr-15	-	-	-	-
Amount received on company's behalf					
Fleur Hotels Private Limited	31-Mar-17	-	-	-	-
	31-Mar-16	-	11.62	-	-
	01-Apr-15	-	0.11	-	-
Lemon Tree Hotels Limited	31-Mar-17	-	-	-	-
	31-Mar-16	10.19	-	-	-
	01-Apr-15	-	-	-	-
Amount received on behalf of the party					
Lemon Tree Hotels Limited	31-Mar-17	7.99	-	-	-
	31-Mar-16	2.99	-	-	-
	01-Apr-15	0.46	-	-	-
Fleur Hotels Private Limited	31-Mar-17	-	-	-	-
	31-Mar-16	-	8.47	-	-
	01-Apr-15	-	0.79	-	-
Hyacinth Hotels Private Limited	31-Mar-17	-	-	-	-
	31-Mar-16	-	0.05	-	-
	01-Apr-15	-	-	-	-




Nightingale Hotels Private Limited
Notes to financial statements for the year ended March 31, 2017

Issue of Bonus Shares					
Lemon Tree Hotels Limited	31-Mar-17	-	-	-	-
	31-Mar-16	-	-	-	-
	01-Apr-15	720.00	-	-	-
Purchase of SFIS License					
Lemon Tree Hotels Limited	31-Mar-17	-	-	-	-
	31-Mar-16	-	-	-	-
	01-Apr-15	56.42	-	-	-
Purchase of Compulsorily Convertible Debentures					
Iora Hotels Private Limited	31-Mar-17	-	-	-	-
	31-Mar-16	-	1,000.00	-	-
	01-Apr-15	-	-	-	-
Loans taken					
Lemon Tree Hotels Limited	31-Mar-17	-	-	-	-
	31-Mar-16	-	-	-	-
	01-Apr-15	2,165.74	-	-	-
Loans repaid					
Lemon Tree Hotels Limited	31-Mar-17	-	-	-	-
	31-Mar-16	-	-	-	-
	01-Apr-15	3,996.67	-	-	-
Begonia Hotels Private Limited	31-Mar-17	-	-	-	-
	31-Mar-16	-	-	-	-
	01-Apr-15	-	122.52	-	-
Manakin Resorts Pvt. Ltd.	31-Mar-17	-	-	-	-
	31-Mar-16	-	-	-	-
	01-Apr-15	-	25.70	-	-
Project Management fees					
Grey fox Project Management Co. Pvt Limited	31-Mar-17	-	-	-	-
	31-Mar-16	-	-	-	-
	01-Apr-15	-	71.91	-	-



Nightingale Hotels Private Limited
Notes to financial statements for the year ended March 31, 2017

Spank Management Services Pvt. Ltd.	31-Mar-17	-	-	-	-
	31-Mar-16	-	-	-	-
	01-Apr-15	-	-	213.48	-
Remuneration paid					
Mr. Rajeev Janveja	31-Mar-17	-	-	-	37.10
	31-Mar-16	-	-	-	14.57
	01-Apr-15				
Mr. Sandeep Kumar	31-Mar-17	-	-	-	21.74
	31-Mar-16	-	-	-	20.16
	01-Apr-15	-	-	-	-
Mrs. Sonali Manchanda	31-Mar-17	-	-	-	11.66
	31-Mar-16	-	-	-	9.95
	01-Apr-15				
Management Fees & Sales Promotion(On net basis)					
Lemon Tree Hotels Limited	31-Mar-17	192.56	-	-	-
	31-Mar-16	119.42	-	-	-
	01-Apr-15	3.31	-	-	-
Balances outstanding at the year-end-					
1) Other Current Liabilities					
Lemon Tree Hotels Limited	31-Mar-17	9.24	-	-	-
	31-Mar-16	12.94	-	-	-
	01-Apr-15	3.01	-	-	-
Mr. Rajeev Janveja	31-Mar-17	-	-	-	0.67
	31-Mar-16	-	-	-	0.41
	01-Apr-15	-	-	-	
Mr. Sandeep Kumar	31-Mar-17	-	-	-	0.02
	31-Mar-16	-	-	-	0.29
	01-Apr-15				
Mrs. Sonali Manchanda	31-Mar-17	-	-	-	0.02
	31-Mar-16	-	-	-	0.02
	01-Apr-15				



Nightingale Hotels Private Limited
Notes to financial statements for the year ended March 31, 2017

2) Short term loans & advances					
Lemon Tree Hotels Limited	31-Mar-17	7.99	-	-	-
	31-Mar-16	-	-	-	-
	01-Apr-15	0.46	-	-	-
Fleur Hotels Private Limited	31-Mar-17	-	-	-	-
	31-Mar-16	-	-	-	-
	01-Apr-15	-	0.61	-	-
				-	-
Investment in Convertible Debentures					
Iora Hotels Private Limited	31-Mar-17	-	1,000.00	-	-
	31-Mar-16	-	1,000.00	-	-
	01-Apr-15	-	-	-	-

Terms and conditions of transactions with related parties

The sales to and purchases from related parties are made on terms equivalent to those that prevail in arm's length transactions. Outstanding balances at the year-end are unsecured and interest free and settlement occurs in cash. For the year ended March 31, 2017, the Company has not recorded any impairment of receivables relating to amounts owed by related parties (March 31, 2016: Rs Nil, April 1, 2015: Rs Nil). This assessment is undertaken each financial year through examining the financial position of the related party and the market in which the related party operates.


Commitments with related parties

The company has not entered into any commitments with related parties during the year.

29. Fair values measurement

Set out below, is a comparison by class of the carrying amounts and fair value of the Company's financial instruments, other than those with carrying amounts that are reasonable approximations of fair values:

	<i>Rs. in lakhs</i>					
	Carrying value			Fair value		
	31-Mar-17	31-Mar-16	01-Apr-15	31-Mar-17	31-Mar-16	01-Apr-15
Financial assets						
Investments	1,254.50	1,178.26	-	1,254.50	1,178.26	-
Other Financial Assets	148.93	122.81	100.07	148.93	122.81	100.07
Trade Receivable	142.19	188.90	50.76	142.19	188.90	50.76
Cash and cash equivalent	75.87	63.17	1,565.73	75.87	63.17	1,565.73
Loans	-	-	1.08	-	-	1.08
Total	1,621.49	1,553.14	1,717.64	1,621.49	1,553.14	1,717.64



Nightingale Hotels Private Limited
Notes to financial statements for the year ended March 31, 2017

Financial liabilities

Borrowings	5,297.82	5,405.92	5,470.86	5,300.43	5,406.88	5,470.86
Trade Payable	178.15	151.10	95.15	178.15	151.10	95.15
Other financial liabilities	130.03	212.13	247.06	130.03	212.13	247.06
Total	5,606.00	5,769.15	5,813.07	5,608.62	5,770.11	5,813.07

a. Financial instruments by category

Rs. In lakhs

	31-Mar-17		31-Mar-16		01-Apr-15	
	FVTPL	Amortised Cost	FVTPL	Amortised Cost	FVTPL	Amortised Cost
Financial Assets						X
Trade Receivables	-	142.19	-	188.90	-	50.76
Investments in Mutual Funds	254.50	-	178.26	-	-	-
Interest accrued on deposits with banks and others	-	27.48	-	19.43	-	12.02
Security Deposits	-	26.52	-	21.83	-	6.51
Other bank balances	-	81.55	-	81.55	-	81.55
Cash and Cash Equivalents	-	75.87	-	63.17	-	1,565.73
Accrued Revenue	-	13.39	-	-	-	-
Loans	-	-	-	-	-	1.08
Total Financial Assets	254.50	366.98	178.26	374.88	-	1717.65
Financial Liabilities						
Borrowings	-	5,300.43	-	5,406.88	-	5,470.86
Trade Payables	-	178.15	-	151.10	-	95.15
Other Current Financial Liabilities	-	130.03	-	212.13	-	247.06
Total Financial Liabilities	-	5,608.62	-	5,770.11	-	5,813.07


	31-Mar-17		31-Mar-16		1-Apr-15	
	FVTOCI	Amortised Cost	FVTOCI	Amortised Cost	FVTOCI	Amortised Cost
Investment in Fellow subsidiaries	1,000.00	-	1,000.00	-	-	-

b. Fair value measurement hierarchy for assets and liabilities

Fair value measurement

Fair value is the price that would be received to sell an asset or paid to transfer a liability in an orderly transaction between market participants at the measurement date under current market conditions.

The Company categorizes assets and liabilities measured at fair value into one of three levels depending on the ability to observe inputs employed in their measurement which are described as follows:



Nightingale Hotels Private Limited
Notes to financial statements for the year ended March 31, 2017

i) Level 1

Inputs are quoted prices (unadjusted) in active markets for identical assets or liabilities.

ii) Level 2

Inputs are inputs that are observable, either directly or indirectly, other than quoted prices included within level 1 for the asset or liability.

iii) Level 3

Inputs are unobservable inputs for the asset or liability reflecting significant modifications to observable related market data or Company's assumptions about pricing by market participants.

The following table provides the fair value measurement hierarchy of the Company's assets and liabilities:

Financial assets and liabilities measured at fair value

Rs. In lakhs

	March 31, 2017			
	Level 1	Level 2	Level 3	Total
Financial assets				
Financial investments as FVOCI				
Investment in Fellow subsidiaries	-		1,000.00	1,000.00
Financial investments as FVTPL				
Quoted Mutual Funds	254.50	-	-	254.50
Total	254.50	-	1,000.00	1254.50

	March 31, 2016			
	Level 1	Level 2	Level 3	Total
Financial assets				
Financial investments as FVOCI				
Investment in Fellow subsidiaries	-		1,000.00	1,000.00
Financial investments as FVTPL				
Quoted Mutual Funds	178.26			178.26
Total	178.26	-	1,000.00	1178.26

	April 1, 2015			
	Level 1	Level 2	Level 3	Total
Financial assets				
Financial investments as FVOCI				
Investment in Fellow subsidiaries	-	-	-	-
Financial investments as FVTPL				
Quoted Mutual Funds	-	-	-	-
Total	-	-	-	-



Nightingale Hotels Private Limited
Notes to financial statements for the year ended March 31, 2017

The management assessed that fair values of cash and cash equivalents, trade receivables, trade payables, bank overdrafts, Interest accrued on bank deposits with banks, other current financial assets and other current financial liabilities approximates their carrying amounts largely due to the short-term maturities of these instruments.

The fair values of loans, security deposits, borrowings and other financial assets and liabilities are considered to be the same as their fair values, as there is an immaterial change in the lending rates.

30. Financial risk management objectives and policies

The Company's principal financial liabilities comprise loans and borrowings, trade and other payables. The main purpose of these financial liabilities is to finance the Company's operations and to support its operations. The Company's financial assets include loans, trade and other receivables, and cash & cash equivalents that derive directly from its operations.

The Company is exposed to market risk, credit risk and liquidity risk. The Company's senior management oversees the management of these risks. The Company's senior management is supported by a financial risk committee that advises on financial risks and the appropriate financial risk governance framework for the Company. This financial risk committee provides assurance to the Company's senior management that the Company's financial risk activities are governed by appropriate policies and procedure and that financial risks are identified, measured and managed in accordance with the Company's policies and risk objectives. The Board of Directors reviews and agrees policies for managing each risk, which are summarised as below:

Market risk


Market risk is the risk that the fair value of future cash flows of a financial instrument will fluctuate because of changes in market prices. Market risk comprises three types of risk: interest rate risk, currency risk and other price risk. Financial instruments affected by market risk include loans and borrowings, deposits and payables/receivables in foreign currencies.

Interest rate risk

Interest rate risk is the risk that the fair value or future cash flows of a financial instrument will fluctuate because of changes in market interest rates. The Company's exposure to the risk of changes in market interest rates relates primarily to the Company's long-term debt obligations with floating interest rates. The Company is carrying its borrowings primarily at variable rate. The Company expects the variable rate to decline, accordingly the Company is currently carrying its loans at variable interest rates.

Rs. In lakhs

	March 31, 2017	March 31, 2016	April 1, 2015
Variable rate borrowings	5,386.00	5,447.41	5,480.20
Fixed rate borrowings	3.47	4.41	5.26



Nightingale Hotels Private Limited
Notes to financial statements for the year ended March 31, 2017

Interest rate sensitivity

The following table demonstrates the sensitivity to a reasonably possible change in interest rates on that portion of loans and borrowings affected, after the impact of hedge accounting. With all other variables held constant, the Company's profit before tax is affected through the impact on floating rate borrowings, as follows:

	Increase/decrease in basis points	Effect on profit before tax
		Rs. In lakhs
31-Mar-17		
INR	50	27.47
INR	-50	(27.47)
31-Mar-16		
INR	50	27.58
INR	-50	(27.58)

Credit risk

Credit risk is the risk that counterparty will not meet its obligations under a financial instrument or customer contract, leading to a financial loss. The Company is exposed to credit risk from its operating activities (primarily trade receivables and deposits to landlords) and from its financing activities, including deposits with banks and financial institutions, foreign exchange transactions and other financial instruments.

Trade receivables and Security Deposits

Customer credit risk is managed by business through the Company's established policy, procedures and control relating to customer credit risk management. Credit quality of each customer is assessed and credit limits are defined in accordance with this assessment. Outstanding customer receivables and security deposits are regularly monitored.

An impairment analysis is performed for all major customers at each reporting date on an individual basis. In addition, a large number of minor receivables are grouped into homogenous group and assessed for impairment collectively. The calculation is based on historical data. The maximum exposure to credit risk at the reporting date is the carrying value of each class of financial assets disclosed in note 29. The Company evaluates the concentration of risk with respect to trade receivables as low, as its customers are located in several jurisdictions and industries and operate in largely independent markets.

Liquidity risk

The company's principal source of liquidity is cash and cash equivalents and the cash flow that is generated from operations. The company has no outstanding bank borrowings. The company believes that the working capital is sufficient to meet its current requirements. Accordingly, no liquidity risk is perceived

As of March 31, 2017, the Company had a working capital of Rs. 199.36 lakhs including cash and cash equivalents of Rs. 75.87 lakhs. As of March 31, 2016, the Company had a working capital of Rs 83.81 lakhs including cash and cash equivalents of Rs 63.17 lakhs.

Foreign currency risk

Foreign currency risk is the risk that the fair value or future cash flows of an exposure will fluctuate because of changes in foreign exchange rates. The Company has no exposure in foreign currency.



Nightingale Hotels Private Limited
Notes to financial statements for the year ended March 31, 2017

(a) Trade receivables

Customer credit risk is managed by each business location subject to the Company's established policy, procedures and control relating to customer credit risk management. Credit quality of a customer is assessed and individual credit limits are defined in accordance with the assessment both in terms of number of days and amount.

An impairment analysis is performed at each reporting date on an individual basis for major clients. In addition, a large number of minor receivables are grouped into homogenous groups and assessed for impairment collectively. The maximum exposure to credit risk at the reporting date is the carrying value of each class of financial assets disclosed in Note 29. The Company does not hold collateral as security.

(b) Financial instruments and cash deposits

Credit risk from balances with banks and financial institutions is managed by the Company's treasury department in accordance with the Company's policy. Investment of surplus funds are made only with approved counterparties and within credit limits assigned to each counterparty. The Company's maximum exposure to credit risk for the components of the balance sheet at 31 March 2017 and 31 March 2016 is the carrying amount as illustrated in Note 29.

Gross carrying amount of trade receivables

Ageing	Rs. In lakhs		
	March 31, 2017	March 31, 2016	March 31, 2015
Not due	-	-	-
0-60 days past due	72.95	126.26	40.53
61-120 days past due	28.14	40.72	9.64
121-180 days past due	9.87	4.75	0.59
180-365 days past due	27.28	15.22	-
365-730 days past due	3.48	1.95	-
more than 730 days	0.47	-	-

Expected credit loss for trade receivables under simplified approach

Ageing	March 31, 2017	March 31, 2016	March 31, 2015
Gross carrying amount	142.19	188.90	50.76
Expected credit losses	-	-	-
Carrying amount of trade receivables (net of impairment)	142.19	188.90	50.76

Liquidity risk

The Company monitors its risk of a shortage of funds by estimating the future cash flows. The Company's objective is to maintain a balance between continuity of funding and flexibility through the use of bank overdrafts, cash credit facilities and bank loans. The Company assessed the concentration of risk with respect to refinancing its debt and concluded it to be low. The Company has access to a sufficient variety of sources of funding and debt maturity within 12 months can be rolled over with existing lenders.



Nightingale Hotels Private Limited

Notes to financial statements for the year ended March 31, 2017


The table below summarises the maturity profile of the Company's financial liabilities based on contractual undiscounted payments.

Rs. In lakhs

	On demand	Less than 3 months	3 to 12 months	1 to 5 years	> 5 years	Total
	Rs.	Rs.	Rs.	Rs.	Rs.	Rs.
Year ended						
31-Mar-17						
Borrowings (Other than Preference Share)	-	0.17	88.87	1,300.43	3,999.98	5,389.45
Trade and other payables	178.15	-	-	-	-	178.15
Other financial liabilities	40.99	-	-	-	-	40.99
	219.15	0.17	88.87	1,300.43	3,999.98	5,608.60

	On demand	Less than 3 months	3 to 12 months	1 to 5 years	> 5 years	Total
	Rs.	Rs.	Rs.	Rs.	Rs.	Rs.
Year ended						
31-Mar-16						
Borrowings (other than Preference Share)	-	0.15	44.79	1,059.47	4,347.38	5,451.79
Trade and other payables	151.10	-	-	-	-	151.10
Other financial liabilities	167.18	-	-	-	-	167.18
	318.28	0.15	44.79	1,059.47	4,347.38	5,770.08

	On demand	Less than 3 months	3 to 12 months	1 to 5 years	> 5 years	Total
	Rs.	Rs.	Rs.	Rs.	Rs.	Rs.
As at 1 April 2015						
Borrowings (Other than Preference Share)	-	0.14	14.46	1,819.41	3,651.46	5,485.47
Trade and other payables	95.15	-	-	-	-	95.15
Other financial liabilities	232.46	-	-	-	-	232.46
	327.61	0.14	14.46	1,819.41	3,651.46	5,813.08



Nightingale Hotels Private Limited
Notes to financial statements for the year ended March 31, 2017

31. Capital management

For the purpose of the Company's capital management, capital includes issued equity capital, share premium and all other equity reserves attributable to the equity holders of the Company. The primary objective of the Company's capital management is to maximise the shareholder value.

The Company manages its capital structure and makes adjustments in light of changes in economic conditions and the requirements of the financial covenants. To maintain or adjust the capital structure, the Company may adjust the dividend payment to shareholders, return capital to shareholders or issue new shares. The Company monitors capital using a gearing ratio, which is net debt divided by total capital plus net debt. The Company includes within net debt, interest bearing loans and borrowings, trade payables, less cash and cash equivalents.

Rs. In lakhs

	31-Mar-17	31-Mar-16	01-Apr-15
	Rs.	Rs.	Rs.
Borrowings	5,300.43	5,406.88	5,470.86
Trade payables	178.15	151.10	95.15
Other financial liabilities	130.03	212.13	247.06
Less: cash and cash equivalents	75.87	63.17	1,565.73
Net debt	5,532.75	5,706.94	4,247.33
Total capital	5,856.42	6,041.17	6,518.68
Capital and net debt	11,389.17	11,748.10	10,766.01
Gearing Ratio	49%	49%	39%

No changes were made in the objectives, policies or processes for managing capital during the years ended March 31, 2017 and 31 March 2016.

-----This space has been intentionally left blank-----



Nightingale Hotels Private Limited
Notes to financial statements for the year ended March 31, 2017

32. First-time adoption of Ind AS

These financial statements, for the year ended 31 March 2017, are the first the Company has prepared in accordance with Ind AS. For periods up to and including the year ended 31 March 2016, the Group prepared its financial statements in accordance with accounting standards notified under section 133 of the Companies Act 2013, read together with paragraph 7 of the Companies (Accounts) Rules, 2014 (Indian GAAP).

Accordingly, the Company has prepared financial statements which comply with Ind AS applicable for periods ending on 31 March 2017, together with the comparative period data as at and for the year ended 31 March 2016, as described in the summary of significant accounting policies. In preparing these financial statements, the Company's opening balance sheet was prepared as at 1 April 2015, the Company's date of transition to Ind AS. This note explains the principal adjustments made by the Company in restating its Indian GAAP financial statements, including the balance sheet as at 1 April 2015 and the financial statements as at and for the year ended 31 March 2016.

Exemptions applied

Ind AS 101 allows first-time adopters certain exemptions from the retrospective application of certain requirements under Ind AS. The Company has applied the following exemptions:

- Property Plant & Equipment - As permitted by IND AS 101, the Company has elected to continue with the carrying values under previous GAAP for all the items of property, plant & equipment. The Same selection has been made in respect of Intangibles Assets. The Carrying value of property plant and equipment as aforesaid are after making adjustments relating to decommissioning liabilities

Estimates

The estimates at 1 April 2015 and at 31 March 2016 are consistent with those made for the same dates in accordance with Indian GAAP (after adjustments to reflect any differences in accounting policies) apart from impairment of financial assets based on expected credit loss model where application of Indian GAAP did not require estimation.

-----This space has been intentionally left blank-----




Nightingale Hotels Private Limited
Notes to financial statements for the year ended March 31, 2017

Reconciliation of equity as at March 31, 2016 and April 1, 2015 ((date of transition to Ind AS)

Rs. In lakhs

	March 31, 2016			April 1, 2015		
	Previous GAAP	Adjustment	Ind AS	Previous GAAP	Adjustment	Ind AS
ASSETS						
Non-current assets						
Property, plant and equipment	10,187.87	-	10,187.87	10,579.84	-	10,579.84
Intangible assets	35.59	-	35.59	43.28	-	43.28
Financial assets						
Investments	1,000.00	-	1,000.00	-	-	-
Loans	-	-	-	-	-	-
Other financial assets	121.80	-	121.80	99.06	-	99.06
Other non-current assets	21.28	-	21.28	8.27	-	8.27
	11,366.54	-	11,366.54	10,730.45	-	10,730.45
Current assets						
Inventories	23.01	-	23.01	11.65	-	11.65
Financial assets						
Loan	-	-	-	1.08	-	1.08
Trade receivables	188.90	-	188.90	50.76	-	50.76
Cash and Cash equivalents	63.17	-	63.17	1,565.73	-	1,565.73
Investments	175.36	2.90	178.26	-	-	-
Other financial assets	1.01	-	1.01	1.01	-	1.01
Other current assets	63.10	-	63.10	9.29	-	9.29
	514.55	2.90	517.45	1,639.52	-	1,639.52
Total Assets	11,881.09	2.90	11,883.99	12,369.97	-	12,369.97



Nightingale Hotels Private Limited
Notes to financial statements for the year ended March 31, 2017


EQUITY AND LIABILITIES						
Equity						
Equity Share capital	1,303.66	-	1,303.66	1,303.66	-	1,303.66
Other Equity	4,735.57	1.94	4,737.51	5,217.60	(2.58)	5,215.02
Total Equity	6,039.23	1.94	6,041.17	6,521.26	(2.58)	6,518.68
Liabilities						
Non-current liabilities						
Financial liabilities						
Borrowings	5,405.92	0.97	5,406.88	5,470.86	-	5,470.86
Long term provisions	2.31	-	2.31	0.25	-	0.25
	5,408.23	0.97	5,409.19	5,471.11	-	5,471.11
Current liabilities						
Financial liabilities						
Trade payables	151.10	-	151.10	92.57	2.58	95.15
Other financial liabilities	212.13	-	212.13	247.06	-	247.06
Other current liabilities	66.24	-	66.24	36.05	-	36.05
Provisions	4.16	-	4.16	1.92	-	1.92
	433.63	-	433.63	377.60	2.58	380.18
Total Liabilities	5,841.86	0.97	5,842.82	5,848.71	2.58	5,851.29
Total Equity and Liabilities	11,881.09	2.90	11,883.99	12,369.97	-	12,369.97



Nightingale Hotels Private Limited
Notes to financial statements for the year ended March 31, 2017

Reconciliation of retained earnings as at March 31, 2017, March 31, 2016 and April 1, 2015 ((date of transition to Ind AS)
(Rs. in lakhs)


Particulars	Retained earnings (Mar 15)	Profit for the year	Retained earnings (Mar 16)	Profit for the year
Balance as per Indian GAAP	(319.00)	(482.01)	(801.01)	(184.78)
	Opening Ind AS BS adjustments	Current year adjustments	Total	Current year adjustments
On account of income booked on revaluation of current investments		2.89	2.89	1.68
Total Added	-	2.89	2.89	1.68
On account of transaction cost amortisation	-	(0.97)	(0.97)	(1.64)
Total Deducted	(2.58)	2.58	(0.97)	(1.64)
Net impact	(2.58)	4.50	1.93	0.03
Balance as on 31st March 2016 as per Ind AS	(321.58)	(477.51)	(799.09)	(184.75)
Balance as per Note No.11	(321.58)	(477.51)	(799.09)	(184.75)
Difference	-	(0.00)	-	-



Nightingale Hotels Private Limited
Notes to financial statements for the year ended March 31, 2017

Reconciliation of statement of profit and loss for the year ended March 31, 2016

Particulars	Previous GAAP	Adjustments	Ind AS
	Rs.	Rs.	Rs.
Revenue From Operations	1,867.60	-	1,867.60
Other Income	5.52	-	5.52
Total Income	1,873.12	-	1,873.12
Expenses			
Cost of materials consumed	197.18	-	197.18
Employee benefits expense	358.28	(1.94)	356.34
Other expenses	661.66	-	661.66
Prior Period Item	2.58	(2.58)	-
Total expenses	1,219.69	(4.51)	1,215.18
Earnings before interest, tax, depreciation and amortisation (EBITDA)	653.42	4.51	657.94
Finance costs	730.36	0.97	731.33
Depreciation and amortization expense	442.94	-	442.94
Finance Income	(41.24)	(2.90)	(44.15)
Loss before tax	(478.63)	6.44	(472.18)
Tax expense:			
(1) Current tax	3.39	-	3.39
(2) Deferred tax	-	-	-
(3) Income tax adjustment related to previous years	-	-	-
Loss for the period	(482.02)	6.44	(475.57)
Other comprehensive income	-	-	-
Items that will not be reclassified to profit or loss	-	-	-
Remeasurements of defined benefit plans	-	(1.94)	(1.94)
Income tax relating to items that will not be reclassified to profit or loss	-	-	-
Total Comprehensive Income for the period (Comprising Profit (Loss) and Other Comprehensive Income for the period)	(482.02)	4.51	(477.51)
Earnings per equity share:			
(1) Basic	(0.37)	-	(0.37)
(2) Diluted	(0.37)	-	(0.37)



Nightingale Hotels Private Limited
Notes to financial statements for the year ended March 31, 2017

Footnotes to the reconciliation of equity as at April 1, 2015 and March 31, 2016 and profit or loss for the year ended March 31, 2016

I. Financial Assets

- Based on Ind AS - 109, financial Assets in the form of investments in mutual funds are recorded at fair value whereas under Indian GAAP, the Company had recorded the aforesaid investments at cost or market value which ever was lower. As a result of this Financial Assets & Profit has been increased by March 31, 2016:- Rs. 2.90 lacs. March 31, 2015 (Nil)
- Under Indian GAAP, the Company had created provision for impairment of receivables consists only in respect of specific amount for incurred losses. Under Ind AS, impairment allowance has been determined based on Expected Loss model (ECL). Due to ECL model, the Company impaired its trade receivable by Rs. Nil on 1 April 2015 which has been eliminated against retained earnings. Further during the year ended March 31, 2016 the Company has impaired the receivables amounting to Rs. Nil and considered the impairment loss of Rs. Nil. Consequently for the year ended March 31, 2016, other expenses have been reduced by Rs. Nil.

II. Financial Liability

Under Indian GAAP, transaction costs of Rs. 1.64 lakhs for the year ended March 31, 2016 and Rs. 0.96 lakhs as on 1 April 2015, incurred in connection with borrowings are amortised upfront and charged to profit or loss for the period. Under Ind AS, transaction costs are included in the initial recognition amount of financial liability and charged to profit or loss using the effective interest method.

III. Deferred tax

Indian GAAP requires deferred tax accounting using the income statement approach, which focuses on differences between taxable profits and accounting profits for the period. Ind AS 12 requires entities to account for deferred taxes using the balance sheet approach, which focuses on temporary differences between the carrying amount of an asset or liability in the balance sheet and its tax base. The application of Ind AS 12 approach has resulted in recognition of deferred tax on new temporary differences which was not required under Indian GAAP.

In addition, the various transitional adjustments lead to temporary differences. According to the accounting policies, the Company has to account for such differences. Deferred tax adjustments are recognised in correlation to the underlying transaction either in retained earnings or a separate component of equity.

IV. Defined benefit liabilities

Both under Indian GAAP and Ind AS, the Company recognised costs related to its post-employment defined benefit plan on an actuarial basis. Under Indian GAAP, the entire cost, including actuarial gains and losses, are charged to profit or loss. Under Ind AS, remeasurements [comprising of actuarial gains and losses, the effect of the asset ceiling, excluding amounts included in net interest on the net defined benefit liability and the return on plan assets excluding amounts included in net interest on the net defined benefit liability] are recognised immediately in the balance sheet with a corresponding debit or credit to retained earnings through OCI. Thus the employee benefit cost is reduced by Rs. 1.94 lacs and remeasurement gains/ losses on defined benefit plans of Rs. 1.94 lacs has been recognized in the OCI.

V. Statement of cash flows

The transition from Indian GAAP to Ind AS has not had a material impact on the statement of cash flows.



Nightingale Hotels Private Limited
Notes to financial statements for the year ended March 31, 2017

33. The details of Specified Bank Notes (SBN) held and transacted during the period from 8th November, 2016 to 30th December, 2016 are as provided in the Table below:

	<i>Rs. In lakhs</i>		
	SBNs	Other denomination notes	Total
Closing cash in hand as on 08 November 2016	2.58	0.75	3.33
(+) Permitted receipts	-	8.43	8.43
(-) Permitted payments	-	2.92	2.92
(-) Amount deposited in Banks	2.58	2.37	4.95
Closing cash in hand as on 30 December 2016	-	3.89	3.89

34. Segment Reporting

Hotelierring business is the company's only business segment and domestic operations is the only geographical segment and hence disclosure of segment wise information is not applicable under Ind AS 108 – "Operating Segments".


35. The Company's holding company has confirmed that it shall provide continuing financial support to the Company to pay off its debts, as and when they fall due. Accordingly, these financial statements have been prepared on a going concern basis.

36. Supplementary Statutory Information

			<i>Rs. In lakhs</i>
36.1	Earnings in foreign currency (Accrual basis)	March 31, 2017	March 31, 2016
	Room, Restaurant and other services	140.66	116.76
		140.66	116.76

			<i>Rs. In lakhs</i>
36.2	Expenditure in foreign currency (Accrual basis)	March 31, 2017	March 31, 2016
	Commission / Advertisement and business promotion	32.84	12.68
		32.84	12.68

36.3	Value of imports calculated on CIF basis	March 31, 2017	March 31, 2016
	Capital goods	-	1.98
		-	1.98



Nightingale Hotels Private Limited
Notes to financial statements for the year ended March 31, 2017

37. Details of dues to Micro, Small and Medium Enterprises as per MSMED Act, 2006.


	March 31, 2017	March 31, 2016	April 1, 2015
The principal amount and the interest due thereon remaining unpaid to any supplier as at the end of each accounting year	Nil	Nil	Nil
The amount of interest paid by the buyer in terms of section 16 of the Micro Small and Medium Enterprise Development Act, 2006 along with the amounts of the payment made to the supplier beyond the appointed day during each accounting year	Nil	Nil	Nil
The amount of interest due and payable for the period of delay in making payment (which have been paid but beyond the appointed day during the year) but without adding the interest specified under Micro Small and Medium Enterprise Development Act, 2006.	Nil	Nil	Nil
The amount of interest accrued and remaining unpaid at the end of each accounting year; and	Nil	Nil	Nil
the amount of further interest remaining due and payable even in the succeeding years, until such date when the interest dues as above are actually paid to the small enterprise for the purpose of disallowance as a deductible expenditure under section 23 of the Micro Small and Medium Enterprise Development Act, 2006	Nil	Nil	Nil

As per our report of even date

For Jain Jindal & Co.
 Firm Registration No. 025817N
 Chartered Accountants





Romesh Vijay
 Partner
 Membership No. 411274




Place : New Delhi
 Date : June 13, 2017

**For and on behalf of the Board of Directors of
 Nightingale Hotels Private Limited**


Rajeev Janveja
 Whole Time Director
 DIN: 07334001


Sonali Manchanda
 Company Secretary


Rajesh Kumar
 Director
 DIN : 05251730


Sandeep Kumar
 Chief Financial Officer