



October 16, 2019

National Stock Exchange of India Limited
Exchange Plaza, C-1, Block G
Bandra Kurla Complex
Bandra (E), Mumbai – 400 051

BSE Limited
Phiroze Jeejeebhoy Towers
Dalal Street, Mumbai – 400 001

NSE Scrip Symbol: LEMONTREE

BSE Scrip Code: 541233

Dear Sir

Subject: Shareholding Pattern for the quarter ended September 30, 2019

Pursuant to Regulation 31(l)(b) of SEBI (Listing Obligations and Disclosure Requirements) Regulations, 2015, please find enclosed shareholding pattern for the quarter ended September 30, 2019.

You are requested to kindly take the same on record.

Thanking You

For Lemon Tree Hotels Limited


Nikhil Sethi
Group Company Secretary & GM Legal
and Compliance Officer

Encl. as above

1. Name of Listed Entity: Lemon Tree Hotels Limited
2. Scrip Code/ Name of Scrip/ Class of Security: LEMONTREE
3. Share Holding Pattern Filed under: 31b
4. Share Holding Pattern as on :30-Sep-2019
5. Declaration: The Listed entity is required to submit the following declaration to the extent of submission of information:-

S. No.	Particulars	Yes/No
1	Whether the Listed Entity has issued any partly paid up shares?	No
2	Whether the Listed Entity has issued any Convertible Securities?	No
3	Whether the Listed Entity has any shares against which depository receipts are issued?	No
4	Whether the Listed Entity has any shares in locked-in?	Yes
5	Whether any shares held by promoters are pledge or otherwise encumbered?	Yes
6	Whether the Listed Entity has issued any differential Voting Rights?	No
7	Whether the Listed Entity has issued any Warrants ?	No
8	Whether the Listed entity has any significant beneficial owner?	Yes

Table 1-Summary Statement holding of specified securities

Category (i)	Category of shareholder (ii)	Nos. of share holder (iii)	No. of fully paid up equity shares held (iv)		No. of Partly paid-up equity shares held (v)		No. of underlying Depository Receipts (vi)	Total nos. shares held (vii)= (iv)+(v)+ (vi)	Shareholding as a % of (viii) (A+B+C) 2)	Number of each class of securities (ix)	No. of Shares convertible Securities (including Warrants) (x)	Shareholding as a % of Outstanding Securities (as a % of diluted capital) (xi)=(vii)/(A+B+C2)	Number of Locked in shares (xii)	As a % of total Shares held (b)	Number of Shares pledged or otherwise encumbered (xiii)	As a % of total Shares held (b)	Number of equity Dematerialized form (xiv)
			shares held	equity shares held	shares held	equity shares held											
A	Promoter & Promoter Group	6	247474803	0	0	0	247474803	31.24	247474803	0	0	31.24	157854216	63.79	83546387	53.76	247474803
B	Public	27277	542671070	0	0	0	542671070	68.5	542671070	0	0	68.5	0	0	0	0	409826548
C	Non Promoter- Non Public	1	2100591	0	0	0	2100591	0.27	0	0	0	0.27	0	0	0	0	2100591
C1	Shares underlying DRs	0	0	0	0	0	0	0	0	0	0	0	0	0	0	0	0
C2	Shares held by Employee Trusts	1	2100591	0	0	0	2100591	0.27	0	0	0	0.27	0	0	0	0	2100591
	Total	27284	792246464	0	0	0	792246464	100	790145873	0	0	100	157854216	19.92	83546387	10.55	659401942

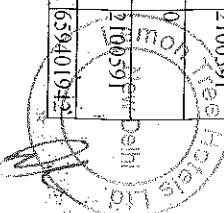
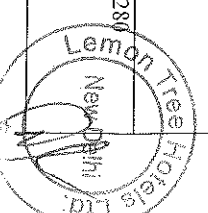
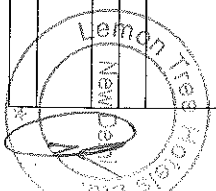


Table II- Statement showing shareholding pattern of the Promoter and Promoter Group

Category & Name of Shareholders (i)	No. of Share older (iii)	No. of fully paid up equity share (iv)	Partly paid- equity share held (v)	Nos. of shares under/in Depositor Receipts (vi)	Total nos. shares held (VII= IV+V+VI)	Shareholding % calculated as per SCRR, 1957 (VIII) (A+B+C2)	Number of Voting Rights held in each class of securities (X)			Total Voting Rights	Total as a % of Total Voting rights	No. of Shareholder's g. as at % assuming full conversion of convertible securities (XI) = (VII)+(X)/asa % of A+B+C2	Number of Locked in shares (XII)	Number of Shares pledged or otherwise encumbered (XIII)	Number of equity shares held in dematerialized form (XIV)
							Class X	Class Y	Total						
1 Indian Individuals/Hindu undivided Family	0	0	0	0	0	0	0	0	0	0	0	0	0	0	0
a PATANALI GOVIND KESWANI	1	27841564	0	0	27841564	3.51	0	0	27841564	3.52	0	0	0	0	27841564
LILLETTE DUBEY	1	374908	0	0	374908	0.05	0	0	374908	0.05	0	0	0	0	374908
LA DUBEY	1	2944292	0	0	2944292	0.37	0	0	2944292	0.37	0	0	0	0	2944292
ADITYA MADHAV KESWANI	0	0	0	0	0	0	0	0	0	0	0	0	0	0	0
NAYANARIA KESWANI	0	0	0	0	0	0	0	0	0	0	0	0	0	0	0
b Central Government/ State Government(s)	0	0	0	0	0	0	0	0	0	0	0	0	0	0	0
c Financial Institutions/ Banks	0	0	0	0	0	0	0	0	0	0	0	0	0	0	0
d Any Other (specify)	3	216314039	0	0	216314039	27.3	0	0	216314039	27.38	0	0	0	0	216314039
Bodies Corporate	3	216314039	0	0	216314039	27.31	0	0	216314039	27.38	0	0	0	0	216314039
SPANK MANAGMENT SERVICES PRIVATE LIMITED	1	207710759	0	0	207710759	26.22	0	0	207710759	26.29	0	0	0	0	207710759
SPARROW BUILDWELL PRIVATE LIMITED	1	6783280	0	0	6783280	0.86	0	0	6783280	0.86	0	0	0	0	6783280




	TOUCAN REAL ESTATES PRIVATE LIMITED	1	1820000	0	0	0	1820000	0.23	1820000	0	1820000	0.23	0	0.23	0	0	0	0	1820000
	CROW REAL ESTATES PRIVATE LIMITED	0	0	0	0	0	0	0	0	0	0	0	0	0	0	0	0	0	0
	GARNETT HOTELS PRIVATE LIMITED	0	0	0	0	0	0	0	0	0	0	0	0	0	0	0	0	0	0
	PONY TALE HOTELS PRIVATE LIMITED	0	0	0	0	0	0	0	0	0	0	0	0	0	0	0	0	0	0
	PRIMA HOTELS PRIVATE LIMITED	0	0	0	0	0	0	0	0	0	0	0	0	0	0	0	0	0	0
	OCEANUS DEVELOPMENT COMPANY PRIVATE LIMITED	0	0	0	0	0	0	0	0	0	0	0	0	0	0	0	0	0	0
	MYNA REAL ESTATES PRIVATE LIMITED	0	0	0	0	0	0	0	0	0	0	0	0	0	0	0	0	0	0
	UNSTAR HOTELS PRIVATE LIMITED	0	0	0	0	0	0	0	0	0	0	0	0	0	0	0	0	0	0
	VOLTURE MANAGEMENT SERVICES PRIVATE LIMITED	0	0	0	0	0	0	0	0	0	0	0	0	0	0	0	0	0	0
	REDSTART REAL ESTATE PRIVATE LIMITED	0	0	0	0	0	0	0	0	0	0	0	0	0	0	0	0	0	0
	Sub-Total (A)(1)	6	247474803	0	0	0	247474803	31.24	247474803	0	247474803	31.32	0	31.24	15785463.79	8354633.76	247474803		
2	Foreign	0	0	0	0	0	0	0	0	0	0	0	0	0	0	0	0	0	0
a	Individuals (Non-Resident Individuals/ Foreign Individuals)	0	0	0	0	0	0	0	0	0	0	0	0	0	0	0	0	0	0
b	Government	0	0	0	0	0	0	0	0	0	0	0	0	0	0	0	0	0	0
c	Institutions	0	0	0	0	0	0	0	0	0	0	0	0	0	0	0	0	0	0
d	Foreign Portfolio Investor	0	0	0	0	0	0	0	0	0	0	0	0	0	0	0	0	0	0
e	Any Other (specify)	0	0	0	0	0	0	0	0	0	0	0	0	0	0	0	0	0	0



Sub-Total (A)(2)	0	0	0	0	0	0	0	0	0	0	0	0	0	0	0	0	0	0	
Total Shareholding of Promoter and Promoter Group (A)=(A)(1)+(A)(2)	6	247474803	0	0	0	0	247474803	31.24	0	247474803	0	247474803	31.32	0	0	31.24	15785463.79	8354633.76	247474803
																	216	387	

Table III- Statements showing shareholding pattern of the Public shareholder

Category & Name of the Shareholder (i)	Nos. of share holder (ii)	No. of fully paid up shares (iii)	Partly paid up shares (iv)	Nos. of Depository Receipts (vi)	Total nos. shares held (v)=(iv)+(vi)	Shareholding % (A+B+C 2)/VIII	Number of Voting Rights (ix)			Total Voting Rights	Total % of Voting Rights	Nos. of Underlying Outstanding Securities (including Warrants) (x)	Total Shareholding, as assumed on conversion of convertible securities (as a percentage of diluted share capital) (xi)	Number of Locked shares (xii)		Number of Shareholding otherwise (No. of shares) (a)	Number of Shareholding (No. of shares) (b)	Number of equity shares held in dematerialized form (xiv)	
							No. of Voting Rights	Class X	Class Y					No. of Locked shares (a)	% of Locked shares (b)				
1 Institutions	0	0	0	0	0	0					0								
a Mutual Funds/	9	147102107	0	0	147102107	18.57	147102107	0	147102107	18.62	0	18.57	0	0	0			147102107	
RELIANCE CAPITAL TRUSTEE CO. LTD.-A/C RELIANCE SMALL CAP FUND	1	17400000	0	0	17400000	2.2	17400000	0	17400000	2.2	0	2.2	0	0	0			17400000	
SUNDARAM MUTUAL FUND A/C SUNDARAM SMALL CAP FUND	1	21748529	0	0	21748529	2.75	21748529	0	21748529	2.75	0	2.75	0	0	0			21748529	
FRANKLIN TEMPLETON MUTUAL FUND A/C FRANKLIN INDIA TAXSHIELD	1	34274936	0	0	34274936	4.33	34274936	0	34274936	4.34	0	4.33	0	0	0			34274936	
SBI LARGE & MIDCAP FUND	1	64635817	0	0	64635817	8.16	64635817	0	64635817	8.18	0	8.16	0	0	0			64635817	
b Venture Capital Funds	0	0	0	0	0	0					0							0	
c Alternate Investment Funds	0	0	0	0	0	0					0							0	



e	Any Other (specify)	764	189983367	0	0	189983367	23.98	189983367	0	189983367	24.04	0	23.98	0	0	0	0	0	63206769
	Bodies Corporate	3	172222973	0	0	172222973	21.74	172222973	0	172222973	21.8	0	21.74	0	0	0	0	0	52704559
	PALMS INTERNATIONAL INVESTMENTS LIMITED	1	10064275	0	0	10064275	1.27	10064275	0	10064275	1.27	0	1.27	0	0	0	0	0	9276775
	APG STRATEGIC REAL ESTATE POOL N.V.	1	118730914	0	0	118730914	14.99	118730914	0	118730914	15.03	0	14.99	0	0	0	0	0	0
	RJ CORP LIMITED	1	43427784	0	0	43427784	5.48	43427784	0	43427784	5.5	0	5.48	0	0	0	0	0	43427784
	Sub-Total (B)(3)	27190	233951498	0	0	233951498	29.53	233951498	0	233951498	29.61	0	29.53	0	0	0	0	0	101106976
	Total Public Shareholding (B)= (B)(1)+(B)(2)+(B)(3)	27277	542671070	0	0	542671070	68.5	542671070	0	542671070	68.68	0	68.5	0	0	0	0	0	409826548




Table IV - Statement showing shareholding pattern of the Non Promoter-Non Public shareholder

Category & Name	No. of shares held	No. of fully paid up equity shares held	Partly paid-up equity shares held	Nos. of shares under Depositor Receipts	Total No. shares held	Shareholding % calculated as per SCRR, 1957	A as % of (A+B+C2) (VIII)	Number of Voting Rights			Total % of Voting Rights	No. of Shares Underlying Outstanding convertible securities (including Warrants) (X)	Total shareholding as a % assuming full conversion of convertible securities	Number of Locked-in Shares (XII)	Number of Shares pledged or otherwise encumbered (XIII)	Number of Shares held in dematerialized form (Not Applicable)
								Class SX	Class SY	To be converted						
1 Custodian/DR Holder	0	0	0	0	0	0	0	0	0	0	0	0	0	0	0	0
2 Employee Benefit Trust (under SEBI (Share based Employee Benefit) Regulations, 2014)	1	2100591	0	0	2100591	0.27	0	0	0	0	0	0.27	0	0	0	2100591
Total Non-Promoter- Non Public Shareholding (C) = (C1)+(C2)	1	2100591	0	0	2100591	0	0	0	0	0	0	0	0	0	0	2100591

Table V - Statement showing shareholding pattern of the Significant Beneficiary Owner (SBO)

Name	Nationality	Details of holding/ exercise of right of the SBO in the reporting company, whether direct or indirect		Rights on distributable dividend or any other	Exercise of control	Exercise of significant influence	Date of creation / acquisition of significant beneficial interest
		Shares	Voting rights				
1 Ronald Wuijster	Any other	14.99	0	0	No		
A APG Strategic Real Estate Pool N.V.	Any other	14.99	0	0	No		05-Jun-2014
2 Patanjali Govind Keswani	India	30.82	3.51	3.51	No		
A Spank Management Services Private Limited	India	26.22	0	0	No		21-Mar-2007
B Sparrow Burdwell Private Limited	India	0.86	0	0	No		22-Jan-2018
C Toucan Real Estates Private Limited	India	0.23	0	0	No		06-Jun-2019
D Patanjali Govind Keswani	India	3.51	3.51	3.51	No		07-Oct-2002




Table II- Unclaim Details

Details of Shares which remain unclaimed may be given here along with details such as number of shareholders, outstanding shares held in demat/unclaimed suspense account, voting rights which are frozen etc.	
No. of shareholders	No of share held

Table III- Unclaim Details

Details of Shares which remain unclaimed may be given here along with details such as number of shareholders, outstanding shares held in demat/unclaimed suspense account, voting rights which are frozen etc.	
No. of shareholders	No of share held

Table III- Person in Concert

Details of the shareholders acting as persons in Concert including their Shareholding			
Name of shareholder	Name of PAC	No. of share	Holding %

