



April 5, 2019

**National Stock Exchange of India Limited  
Exchange Plaza, C-1, Block G  
Bandra Kurla Complex  
Bandra (E), Mumbai – 400 051**

**BSE Limited  
Phiroze Jeejeebhoy Towers  
Dalal Street, Mumbai – 400 001**

**NSE Scrip Symbol: LEMONTREE**


**BSE Scrip Code: 541233**

**Dear Sir**

**Subject: Shareholding Pattern as on December 31, 2018**

Pursuant to Regulation 31(1)(b) of SEBI(Listing Obligations & Disclosure Requirements) Regulations, 2015, please find enclosed revised shareholding pattern for the quarter ended December 31, 2018.

**For Lemon Tree Hotels Limited**

  
**Nikhil Sethi**  
**Group Company Secretary & GM Legal  
and Compliance Officer**

Encl. as above



A	Promoter & Promoter Group	5	2447058	0	0	244705	30.89	2447	0	244	31.02	0	30.89	24430	99.84	24470580
			03			803		0580		705				5803		3
B	Public	19654	5442487	0	0	544248	68.70	5442	0	544	68.98	0	68.70	34049	62.56	38684769
			18			718		4871		248				0187		3
C	Non Promoter-Non Public	2	3291943	0	0	329194	0.42	0	0	0	0.00	0	0.42	19432	0.59	3272511
C1	Shares underlying DRS	0	0	0	0	0	0.00	0	0	0	0.00	0	0.00	0	0.00	0
C2	Shares held by Employee Trusts	2	3291943	0	0	329194	0.42	0	0	0	0.00	0	0.42	19432	0.59	3272511
	Total	19661	7922464	0	0	792246	100.00	7889	0	788	100.0	0	100.00	58481	73.82	63482600
			64			464		5452		954	0			5422		7
								1		521						



Table II - Statement showing shareholding pattern of the Promoter and Promoter Group


1	Category & Name of the Shareholders (i)	PAN (ii)	No. of shares held (iii)	No. of fully paid up equity shares held (iv)	Partly paid-up equity shares held (v)	Nos. of shares underlying Depository Receipts (vi)	Total nos. shares held (VII = IV+V+VI)	Shareholding % calculate as per SCRR, 1957 (VIII) As a % of (A+B+C2)	Number of Voting Rights held in each class of securities (ix)			Total as a % of Total Voting rights	No. of Shares Underlying Outstanding convertible securities (including Warrants) (x)	Shareholding % as a % assuming full conversion of convertible securities (XI) = (VII)+(X) as a % of A+B+C2	Number of Locked in Shares (Xii)	Number of Shares pledged or otherwise encumbered (Xiii)	Number of equity shares held in dematerialized form (Xiv)	
									Class X	Class Y	Total							
1	Indian		0	0	0	0	0	0.00	0	0	0	0.00	0	0	0	0	0	
a	Individuals/Hindu undivided Family		3	311360	0	0	311367	3.93	311360	311	3.95	0	3.93	3111	99.9	6764	4	31136764
	IL&A DUBBEY	AILP	1	294420	0	0	294429	0.37	294420	294	0.37	0	0.37	2944	100.00	292	00	2944292
		D254		92			2		92	2								
		1G																
	PATANJALI GOVIND KESWANI	AEO	1	278170	0	0	278175	3.51	278170	278	3.53	0	3.51	2779	99.9	7564	3	27817564
		PK26		564			64		564	175								
		42L								64								
	LILLETTE DUBBEY	ACH	1	374900	0	0	374908	0.05	374900	374	0.05	0	0.05	3749	100.00	08	00	374908
		PD55		8					8	908								
		88K																
b	Central Government/ State Government(s)		0	0	0	0	0	0.00	0	0	0.00	0	0.00	0	0.00	0	0	0
c	Financial Institutions/ Banks		0	0	0	0	0	0.00	0	0	0.00	0	0.00	0	0.00	0	0	0
d	Any Other		2	213560	0	0	213569	26.96	213560	213	27.07	0	26.96	2131	99.8			21356903

	(specify)			9039				039			9039		569 039					8903 2			9
	Bodies Corporate	2	213560 9039	0	213569 039	26.96	213560 9039	213 569 039	27.07	0	26.96	2131 8903	99.8 2					21356903			9
	SPANK MANAGEMENT SERVICES PRIVATE LIMITED	AAIC1	207680 5759	0	207685 759	26.21	207680 5759	207 685 759	26.32	0	26.21	2073 7575	99.8 5					20768575			9
	SPARROW BUILDWEL L PRIVATE LIMITED	AAL CS22 80C	588320 80	0	588328 0	0.74	588320 80	588 328 0	0.75	0	0.74	5813 280	98.8 1					5883280			
	Sub-Total (A)(1)	5	244700 5803	0	244705 803	30.89	244700 5803	244 705 803	31.02	0	30.89	2443 0580	99.8 4					24470580			3
2	Foreign Individuals	0	0	0	0	0.00	0	0	0.00	0	0.00	0	0.00					0			0
a	(Non- Resident Individuals/ Foreign Individuals)	0	0	0	0	0.00	0	0	0.00	0	0.00	0	0.00					0			0
b	Government	0	0	0	0	0.00	0	0	0.00	0	0.00	0	0.00					0			0
c	Institutions	0	0	0	0	0.00	0	0	0.00	0	0.00	0	0.00					0			0
d	Foreign Portfolio Investor	0	0	0	0	0.00	0	0	0.00	0	0.00	0	0.00					0			0
e	Any Other (specify)	0	0	0	0	0.00	0	0	0.00	0	0.00	0	0.00					0			0
	Sub-Total (A)(2)	0	0	0	0	0.00	0	0	0.00	0	0.00	0	0.00					0			0
	Total Shareholding of Promoter	5	244700 5803	0	244705 803	30.89	244700 5803	244 705 803	31.02	0	30.89	2443 0580	99.8 4					24470580			3

and Promoter Group (A)= (A)(1)+(A)(2)																				

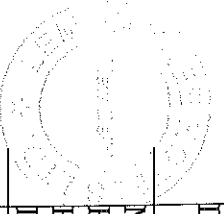
Table III - Statement showing shareholding pattern of the Public shareholder

Category & Name of the Shareholders (i)	PAN (ii)	Nos. of shares held (iii)	No. of fully paid up equity shares held (iv)	Partly paid-up equity shares held (v)	Nos. of shares underlying Depository Receipts (vi)	Total nos. shares held VII = IV+V+VI	Shareholding % calculated as per SCRR, 1957 As a % of (A+B+C2) VIII	Number of Voting Rights held in each class of securities (ix)			Total as a % of Total Voting rights	No. of Shares Underlying Outstanding convertible securities (including Warrants) (x)	Total shareholding as a % assuming full conversion of convertible securities (as a percentage of diluted share capital) (xi)	Number of Locked in Shares (xii)		Number of pledged or otherwise encumbered Shares (xiii)		Number of equity shares held in dematerialized form (xiv)
								Class X	Class Y	Total				No. (a)	As a % of total shares held (b)	No. (a)	As a % of total shares held (Not applicable) (b)	
1 Institutions		0	0	0	0	0	0.00	0	0	0	0	0.00	0	0	0	0	0	0
3 Mutual Funds/		5	662180	0	0	662180	8.36	662180	0	662180	0	8.36	0	0	0.00			66218612
			612			12		612	186	12								
SBI LARGE AND MIDCAP FUND	AAB TS64 07Q	1	568170	0	0	568177	7.17	568170	177	61	568	7.20	0	0	0.00			56817761
			761			61		761	177	61								
b Venture Capital Funds		0	0	0	0	0	0.00	0	0	0	0	0.00	0	0	0.00			0
c Alternate Investment Funds		0	0	0	0	0	0.00	0	0	0	0	0.00	0	0	0.00			0
d Foreign Venture Capital Investors		0	0	0	0	0	0.00	0	0	0	0	0.00	0	0	0.00			0
e Foreign Portfolio Investors		60	109290	0	0	109298	13.80	109290	109	298	109	13.85	0	0	0.00			10929841
			8414			414		8414	298	414								4
ABERDEEN ASIAN	AAA CA72	1	934590	0	0	934596	1.18	934590	934	596	934	1.18	0	0	0.00			9345962
			62			2		62	596									



	SMALLER COMPANIES INVESTMENT TRUST PLC	41C																	
	RBC ASIA PACIFIC EX-TR44 JAPAN EQUITY FUND	AAC 1	134760	0	13476850	1.70	134760850	13476076850	13476076850	1.71	0	1.70	0	0.00	0	0.00			13476850
f	Financial Institutions/Banks	2	291060	0	29106006	0.00	29106006	29106006	29106006	0.00	0	0.00	0	0.00	0	0.00			29106
g	Insurance Companies	0	0	0	0	0.00	0	0	0	0.00	0	0.00	0	0.00	0	0.00			0
h	Provident Funds/Pension Funds	0	0	0	0	0.00	0	0	0	0.00	0	0.00	0	0.00	0	0.00			0
i	Any Other (specify)	0	0	0	0	0.00	0	0	0	0.00	0	0.00	0	0.00	0	0.00			0
	Sub-Total (B)(1)	67	175546132	0	175546132	22.16	175546132	175546132	175546132	22.24	0	22.16	0	0.00	0	0.00			175546132
2	Central Government/State Government(s)/President of India	0	0	0	0	0.00	0	0	0	0.00	0	0.00	0	0.00	0	0.00			0
	Sub-Total (B)(2)	0	0	0	0	0.00	0	0	0	0.00	0	0.00	0	0.00	0	0.00			0
3	Non-institutions	0	0	0	0	0.00	0	0	0	0.00	0	0.00	0	0.00	0	0.00			0
a	Individuals -	18904	488350862	0	48835862	6.17	488350862	48835862	48835862	6.19	0	6.17	0	0.00	0	0.00			33104813

i	Individual shareholders holding nominal share capital up to Rs. 2 lakhs.		18709	765200	0	0	765200	0.97	765200	0	765200	0	765200	0.97	765200	0	765200	0.97	321994	4.21		6934317
ii	Individual shareholders holding nominal share capital in excess of Rs. 2 lakhs.		195	411830	0	0	411838	5.20	411830	0	411830	0	411830	5.20	411830	0	411830	5.20	26231235	63.69		26170496
b	NBFCs registered with RBI		2	135000	0	0	13500	0.00	135000	0	135000	0	135000	0.00	135000	0	135000	0.00		0.00		13500
c	Employee Trusts		0	0	0	0	0	0.00	0	0	0	0	0	0.00	0	0	0	0.00		0.00		0
d	Overseas Depositories (holding DRs) (balancing figure)		0	0	0	0	0	0.00	0	0	0	0	0	0.00	0	0	0	0.00		0.00		0
e	Any Other (specify)		681	319850	0	0	319853	40.37	319850	0	319850	0	319850	40.37	319850	0	319850	40.37	31393695	98.15		17818324
	Bodies Corporate		6	308680	0	0	308684	38.96	308680	0	308680	0	308680	38.96	308680	0	308680	38.96	308680	100.00		17020826
	RJ CORP LIMITED	AAA CA25	1	534270	0	0	534277	6.74	534270	0	534270	0	534270	6.74	534270	0	534270	6.74	534270	100.00		53427784
	MEZBAAN HOTELLERS PRIVATE LIMITED	AAA CM47 25B	1	864000	0	0	864000	1.09	864000	0	864000	0	864000	1.09	864000	0	864000	1.09	864000	100.00		0
	MAPLEWOOD	A	1	984080	0	0	984080	12.42	984080	0	984080	0	984080	12.42	984080	0	984080	12.42	984080	100.00		98408065





D INVESTMENT LTD	CM71 41B	065			65		065		080				8065	00				
PALMS INTERNATI ONAL INVESTMEN TS LTD.	AAJC P4192 N	19159 0 911	0		191599 11	2.42	191590 911	191 599 11	2.43	0		2.42	1915 9911	100. 00				18372411
CITRON LIMITED	ZZZZ Z999 9Z	10317 0 600	0		103176 00	1.30	103170 600	103 176 00	1.31	0		1.30	1031 7600	100. 00				0
APG STRATEGIC REAL ESTATE POOL N.V	ZZZZ Z999 9Z	11873 0 0914	0		118730 914	14.99	118730 0914	118 730 914	15.05	0		14.99	1187 3091	100. 00				0
Sub-Total (B)(3)		19587 36870 0 2586	0		368702 586	46.54	368700 2586	368 702 586	46.73	0		46.54	3404 9018	92.3 5				21130156 1
Total Public Shareholding (B)= (B)(1)+(B)(2) +(B)(3)		19654 54424 0 8718	0		544248 718	68.70	544240 8718	544 248 718	68.97	0		68.70	3404 9018	62.5 6				38684769 3



Table IV - Statement showing shareholding pattern of the Non Promoter- Non Public shareholder

Category & Name of the Shareholders (i)	PAN (ii)	No. of shares held (iii)	No. of fully paid up equity shares held (iv)	Partly paid-up equity shares held (v)	Nos. of underlying Depository Receipts (vi)	Total no. shares held (VII) = (IV)+(V)+(VI)	Shareholding % calculated as per SCRR, 1957 (viii)	Number of Voting Rights held in each class of securities (ix)			Total as a % of Total Voting rights	No. of Shares Underlying Outstanding convertible securities (including Warrants) (x)	Total shareholding as a % of convertible securities (including diluted share capital) (xi)	Number of Locked in shares (xii)	As a % of total shares held (xiii)	Number of Shares pledged or otherwise encumbered (xiv)	As a % of total shares held (Not applicable) (xv)	Number of equity shares held in dematerialized form (XVI) (Not Applicable)
								Class X	Class Y	Total								
1 Custodian/DR Holder		0	0	0	0	0	0.00	0	0	0	0	0.00	0	0.00			0	
2 Employee Benefit Trust (under SEBI (Share based Employee Benefit) Regulations, 2014)		2	329190	43	0	329194	0.42	0	0	0	0	0.42	1943	0.59			3272511	
Total Non-Promoter- Non Public Shareholding (C) = (C)(1)+(C)(2)		2	329190	43	0	329194	0.42	0	0	0	0	0.42	1943	0.59	0	0.00	3272511	

Table II - Unclaim Details

Details of Shares which remain unclaimed may be given here along with details such as number of shareholders, outstanding shares held in demat/unclaimed suspense account, voting rights which are frozen etc.	
No. of shareholders	No of share held



Table III - Unclaim Details

Details of Shares which remain unclaimed may be given here along with details such as number of shareholders, outstanding shares held in demat/unclaimed suspense account, voting rights which are frozen etc.	
No. of shareholders	No of share held

Table III - Person in Concert

Details of the shareholders acting as persons in Concert including their Shareholding			
Name of shareholder	Name of PAC	No. of share	Holding %

