

Jain Jindal & Co.
(Chartered Accountants)

Plot No. Y 40/2, Shahdoot Marg
DLF Phase-I, Gurgaon-122002
Board: +91 124 4252720

INDEPENDENT AUDITOR'S REPORT

To the Members of **Invoa Hotels & Resorts Limited**

Report on the Ind AS Financial Statements

We have audited the accompanying Ind AS financial statements of **Invoa Hotels & Resorts Limited** ("the Company"), which comprise the Balance Sheet as at March 31, 2017, the Statement of Profit and Loss, including the statement of Other Comprehensive Income, the Cash Flow Statement and the Statement of Changes in Equity for the year then ended, and a summary of significant accounting policies and other explanatory information.


Management's Responsibility for the Financial Statements

The Company's Board of Directors is responsible for the matters stated in Section 134(5) of the Companies Act, 2013 ("the Act") with respect to the preparation of these Ind AS financial statements that give a true and fair view of the financial position, financial performance including other comprehensive income, cash flows and changes in equity of the Company in accordance with accounting principles generally accepted in India, including the Indian Accounting Standards (Ind AS) specified under section 133 of the Act, read with the Companies (Indian Accounting Standards) Rules, 2015, as amended. This responsibility also includes maintenance of adequate accounting records in accordance with the provisions of the Act for safeguarding of the assets of the Company and for preventing and detecting frauds and other irregularities; selection and application of appropriate accounting policies; making judgments and estimates that are reasonable and prudent; and the design, implementation and maintenance of adequate internal financial control that were operating effectively for ensuring the accuracy and completeness of the accounting records, relevant to the preparation and presentation of the Ind AS financial statements that give a true and fair view and are free from material misstatement, whether due to fraud or error.

Auditor's Responsibility

Our responsibility is to express an opinion on these Ind AS financial statements based on our audit. We have taken into account the provisions of the Act, the accounting and auditing standards and matters which are required to be included in the audit report under the provisions of the Act and the Rules made thereunder. We conducted our audit of the standalone Ind AS financial statements in accordance with the Standards on Auditing, issued by the Institute of Chartered Accountants of India, as specified under Section 143(10) of the Act. Those Standards require that we comply with ethical requirements and plan and perform the audit to obtain reasonable assurance about whether the financial statements are free from material misstatement.

An audit involves performing procedures to obtain audit evidence about the amounts and disclosures in the financial statements. The procedures selected depend on the auditor's judgment, including the assessment of the risks of material misstatement of the Ind AS financial statements, whether due to fraud or error. In making those risk assessments, the auditor considers internal financial control relevant to the Company's preparation of the Ind AS financial statements that give a true and fair view in order to design audit procedures that are appropriate in the circumstances. An audit also includes evaluating the appropriateness of accounting policies used and the reasonableness of the accounting estimates made by the Company's Directors, as well as evaluating the overall presentation of the Ind AS financial statements. We believe that the audit evidence we have obtained is sufficient and appropriate to provide a basis for our audit opinion on the Ind AS financial statements.



Jain Jindal & Co.


(Chartered Accountants)

Opinion

In our opinion and to the best of our information and according to the explanations given to us, the Ind AS financial statements give the information required by the Act in the manner so required and give a true and fair view in conformity with the accounting principles generally accepted in India, of the state of affairs of the Company as at March 31, 2017, its loss including other comprehensive income, its cash flows and the changes in equity for the year ended on that date.

Report on Other Legal and Regulatory Requirements

1. As required by the Companies (Auditor's report) Order, 2016 ("the Order") issued by the Central Government of India in terms of sub-section (11) of section 143 of the Act, we give in the Annexure 1 a statement on the matters specified in paragraphs 3 and 4 of the Order.
2. As required by section 143 (3) of the Act, we report that:
 - (a) We have sought and obtained all the information and explanations which to the best of our knowledge and belief were necessary for the purpose of our audit;
 - (b) In our opinion, proper books of account as required by law have been kept by the Company so far as it appears from our examination of those books;
 - (c) The Balance Sheet, Statement of Profit and Loss including the Statement of Other Comprehensive Income, the Cash Flow Statement and Statement of Changes in Equity dealt with by this Report are in agreement with the books of account;
 - (d) In our opinion, the aforesaid Ind AS financial statements comply with the Accounting Standards specified under section 133 of the Act, read with Companies (Indian Accounting Standards) Rules, 2015, as amended;
 - (e) On the basis of written representations received from the directors as on March 31, 2017, and taken on record by the Board of Directors, none of the directors is disqualified as on March 31, 2017, from being appointed as a director in terms of section 164 (2) of the Act;
 - (f) With respect to the adequacy of the internal financial controls over financial reporting of the Company and the operating effectiveness of such controls, refer to our separate Report in "Annexure 2" to this report;
 - (g) With respect to the other matters to be included in the Auditor's Report in accordance with Rule 11 of the Companies (Audit and Auditors) Rules, 2014, in our opinion and to the best of our information and according to the explanations given to us:
 - i. The Company has disclosed the impact of pending litigations on its financial position in its Ind AS financial statements – Refer Note 28 to the Ind AS financial statements;
 - ii. The Company did not have any long-term contracts including derivative contracts for which there were any material foreseeable losses.
 - iii. There were no amounts which were required to be transferred to the Investor Education and Protection Fund by the Company.
 - iv. The Company has provided requisite disclosures in Note 34 to these Ind AS financial statements as to the holding of Specified Bank Notes on November 8, 2016 and December



Jain Jindal & Co.


(Chartered Accountants)

30. 2016 as well as dealings in Specified Bank Notes during the period from November 8, 2016 to December 30, 2016. Based on our audit procedures and relying on the management representation regarding the holding and nature of cash transactions, including Specified Bank Notes, we report that these disclosures are in accordance with the books of accounts maintained by the Company and as produced to us by the Management.

Other Matter


The comparative financial information of the Company for the year ended March 31, 2016 and the transition date opening balance sheet as at April 01, 2015 included in these standalone Ind AS financial statements, are based on the previously issued statutory financial statements prepared in accordance with the Companies (Accounting Standards) Rules, 2006 audited by the predecessor auditor whose report for the year ended March 31, 2016 and March 31, 2015 dated June 16, 2016 and June 8, 2015 respectively expressed an unmodified opinion on those financial statements, as adjusted for the differences in the accounting principles adopted by the Company on transition to the Ind AS, which have been audited by us.

For Jain Jindal & Co.
Firm Registration No: 025817N
Chartered Accountants



Romesh Vijay
Partner

Membership No.: 411274
Place: New Delhi
Date: June 13, 2017




Jain Jindal & Co.
(Chartered Accountants)

Plot No. Y 40/2, Shahtoot Marg
DLF Phase-1, Gurgaon-122002
Board: +91 124 4252720

Annexure I referred to in paragraph I under the heading "Report on other legal and regulatory requirements" of our report of even date

Re: Inovoa Hotels & Resorts Limited ("the Company")

- (i) a) The Company is maintaining proper records showing full particulars, including quantitative details and situation of fixed assets.
- b) The Company has physically verified the fixed assets at reasonable intervals, there were no material discrepancy during the physical verification of fixed assets.
- c) The company is holding the title deeds of immovable properties in its name.
- (ii) The management has conducted physical verification of inventory at reasonable intervals during the year and no material discrepancies were noticed on physical verification.
- (iii) The Company has not granted any loan to a company covered in the register maintained under section 189 of the Companies Act, 2013. Accordingly, provisions of clause 3(iii) (a), (b) and (c) of the Order are not applicable to the Company.
- (iv) The company has not made any loans, investments, guarantees, and securities during the year thus the provision of clause 3 (iv) is not applicable.
- (v) The Company has not accepted any deposits from the public in terms of directive issued by Reserve Bank of India and provision of section 73 to 76 of the Companies Act, 2013.
- (vi) To the best of our knowledge and as explained, the central government has not prescribed the maintenance of cost records under sub-section (1) of section 148 of the Companies Act 2013.
- (vii) a) Undisputed statutory dues including provident fund, employee state insurance, labour welfare fund, income-tax, service tax, value added tax, cess and other material statutory dues have generally been regularly deposited with the appropriate authorities though there has been a slight delay in a few cases. The provisions related to excise and customs duty are not applicable to the Company.
- b) According to information and explanation given to us, there are no undisputed amounts payable in respect of income tax, sales tax, wealth tax, service tax, duty of customs, value added tax, excise duty cess and other material statutory dues were outstanding for a period of more than six months from the date they become payable.
- c) According to information and explanation given to us there are no dues of Income tax, sales tax, service tax, duty of customs, value added tax and cess which have not been deposited on account of dispute.




Jain Jindal & Co.

(Chartered Accountants)

- (viii) In our opinion and according to information and explanation given by the management, the Company has not defaulted in repayment of dues to bank. The Company did not have any outstanding dues in respect of financial institutions or debenture holders during the year.
- (ix) In our opinion and according to information and explanation given by the management, the Company has utilized the monies raised by way of term loans are applied for the purpose for which the term loan were obtained.
The Company has not raised any moneys by way of initial public offer or further public offer during the year.
- (x) To the best of our knowledge no fraud is committed by the company or any fraud on the company by its officers or employees has been noticed or reported during the year.
- (xi) According to the information and explanations given to us, the managerial remuneration paid and provided by the company during the year is in accordance with the requisite approvals mandated by the provisions of section 197 read with schedule V of the companies Act 2013.
- (xii) The company is not a Nidhi Company so Nidhi Rules, 2014 are not applicable to the company.
- (xiii) All transactions entered during the year with the related party are in compliance with the provisions of sections 188 and section 177 of Companies Act, 2013 and where applicable and the details with respect to all related party transactions have been disclosed in the Financial Statements as required by applicable accounting standards.
- (xiv) The company has not made any preferential allotment or private placement of shares or fully or partially convertible debentures
- (xv) The Company has not entered into any non-cash transaction with the director or person connected with director as required under section 192 of The Companies Act, 2013.
- (xvi) The company is not required to be registered under section 45-1A of the Reserve Bank of India, 1934.

For **Jain Jindal & Co.**
Chartered Accountants
ICAI Firm Registration Number: 025817N

Romesh Vijay
Partner
Membership Number: 411274
Place: New Delhi
Date: June 13, 2017



Jain Jindal & Co.

(Chartered Accountants)

ANNEXURE TO THE INDEPENDENT AUDITOR'S REPORT OF EVEN DATE ON THE FINANCIAL STATEMENTS OF INOVOA HOTELS & RESORTS LIMITED

Report on the Internal Financial Controls under Clause (i) of Sub-section 3 of Section 143 of the Companies Act, 2013 ("the Act")

We have audited the internal financial controls over financial reporting of **Inovoa Hotels & Resorts Limited** ("the Company") as of March 31, 2017 in conjunction with our audit of the standalone financial statements of the Company for the year ended on that date.

Management's Responsibility for Internal Financial Controls

The Company's management is responsible for establishing and maintaining internal financial controls based on "the internal control over financial reporting criteria established by the Company considering the essential components of internal control stated in the Guidance Note on Audit of Internal Financial Controls Over Financial Reporting issued by the Institute of Chartered Accountants of India". These responsibilities include the design, implementation and maintenance of adequate internal financial controls that were operating effectively for ensuring the orderly and efficient conduct of its business, including adherence to company's policies, the safeguarding of its assets, the prevention and detection of frauds and errors, the accuracy and completeness of the accounting records, and the timely preparation of reliable financial information, as required under the Companies Act, 2013.

Auditors' Responsibility

Our responsibility is to express an opinion on the Company's internal financial controls over financial reporting based on our audit. We conducted our audit in accordance with the Guidance Note on Audit of Internal Financial Controls Over Financial Reporting (the "Guidance Note") and the Standards on Auditing, issued by ICAI and deemed to be prescribed under section 143(10) of the Companies Act, 2013, to the extent applicable to an audit of internal financial controls, both applicable to an audit of Internal Financial Controls and both issued by the Institute of Chartered Accountants of India. Those Standards and the Guidance Note require that we comply with ethical requirements and plan and perform the audit to obtain reasonable assurance about whether adequate internal financial controls over financial reporting was established and maintained and if such controls operated effectively in all material respects.

Our audit involves performing procedures to obtain audit evidence about the adequacy of the internal financial controls system over financial reporting and their operating effectiveness. Our audit of internal financial controls over financial reporting included obtaining an understanding of internal financial controls over financial reporting, assessing the risk that a material weakness exists, and testing and evaluating the design and operating effectiveness of internal control based on the assessed risk. The procedures selected depend on the auditor's judgement, including the assessment of the risks of material misstatement of the financial statements, whether due to fraud or error.

We believe that the audit evidence we have obtained is sufficient and appropriate to provide a basis for our audit opinion on the Company's internal financial controls system over financial reporting.



Jain Jindal & Co.

(Chartered Accountants)

Meaning of Internal Financial Controls Over Financial Reporting

A company's internal financial control over financial reporting is a process designed to provide reasonable assurance regarding the reliability of financial reporting and the preparation of financial statements for external purposes in accordance with generally accepted accounting principles. A company's internal financial control over financial reporting includes those policies and procedures that (1) pertain to the maintenance of records that, in reasonable detail, accurately and fairly reflect the transactions and dispositions of the assets of the company; (2) provide reasonable assurance that transactions are recorded as necessary to permit preparation of financial statements in accordance with generally accepted accounting principles, and that receipts and expenditures of the company are being made only in accordance with authorisations of management and directors of the company; and (3) provide reasonable assurance regarding prevention or timely detection of unauthorised acquisition, use, or disposition of the company's assets that could have a material effect on the financial statements.

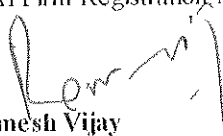
Inherent Limitations of Internal Financial Controls Over Financial Reporting


Because of the inherent limitations of internal financial controls over financial reporting, including the possibility of collusion or improper management override of controls, material misstatements due to error or fraud may occur and not be detected. Also, projections of any evaluation of the internal financial controls over financial reporting to future periods are subject to the risk that the internal financial control over financial reporting may become inadequate because of changes in conditions, or that the degree of compliance with the policies or procedures may deteriorate.

Opinion

In our opinion, the Company has, in all material respects, an adequate internal financial controls system over financial reporting and such internal financial controls over financial reporting were operating effectively as at March 31, 2017, based on "the internal control over financial reporting criteria established by the Company considering the essential components of internal control stated in the Guidance Note on Audit of Internal Financial Controls Over Financial Reporting issued by the Institute of Chartered Accountants of India".

For Jain Jindal & Co.
Chartered Accountants
ICAI Firm Registration Number: 025817N


Romesh Vijay
Partner
Membership Number: 411274
Place: New Delhi
Date: June 13, 2017



Inovoa Hotels & Resorts Limited
Balance Sheet as at March 31, 2017

(Rs in lakhs)


	Notes	March 31, 2017	March 31, 2016	April 1, 2015
ASSETS				
Non-current assets				
Property, plant and equipment	3	5,526.34	5,812.45	6,111.69
Intangible assets	4	6.46	9.41	12.64
Financial assets	5			
Other financial assets		171.71	160.65	147.90
Other non-current assets	6	44.82	14.19	30.06
		<u>5,749.33</u>	<u>5,996.70</u>	<u>6,302.29</u>
Current assets				
Inventories	7	29.12	25.46	19.34
Financial assets	8			
Trade receivables		44.59	87.77	91.73
Cash and cash equivalents		117.28	66.68	44.69
Other financial assets		6.55	7.05	8.85
Other current assets	9	47.75	20.69	35.55
		<u>245.29</u>	<u>207.65</u>	<u>200.16</u>
Total Assets		<u><u>5,994.62</u></u>	<u><u>6,204.35</u></u>	<u><u>6,502.45</u></u>
EQUITY AND LIABILITIES				
Equity				
Equity Share capital	10	2,148.00	2,148.00	2,148.00
Other Equity	11	94.60	3,585.22	3,945.58
Total Equity		<u>2,242.60</u>	<u>5,733.22</u>	<u>6,093.58</u>
Liabilities				
Non-current liabilities				
Financial liabilities	12			
Borrowings		3,424.30	2.78	-
Long term provisions	13	5.57	4.68	4.47
Other non-current liabilities	14	-	-	48.02
		<u>3,429.87</u>	<u>7.46</u>	<u>52.49</u>
Current liabilities				
Financial liabilities	15			
Borrowings		57.31	157.99	152.15
Trade payables		124.30	95.16	90.45
Other financial liabilities		90.81	163.19	81.29
Other current liabilities	16	43.29	42.24	28.04
Provisions	13	6.44	5.09	4.45
		<u>322.15</u>	<u>463.67</u>	<u>356.38</u>
Total Liabilities		<u>3,752.02</u>	<u>471.13</u>	<u>408.87</u>
Total Equity and Liabilities		<u><u>5,994.62</u></u>	<u><u>6,204.35</u></u>	<u><u>6,502.45</u></u>


Summary of significant accounting policies 2

The accompanying notes are an integral part of the financial statements.

As per our report of even date

For Jain Jindal & Co.
 Firm Registration No: 025817N
 Chartered Accountants


Romesh Vijay
 Partner
 Membership No.: 411274




Place : New Delhi
 Date : June 13, 2017

For and on behalf of the Board of Directors of
 Inovoa Hotels & Resorts Limited


Sumant Jaidkar
 Whole Time Director
 Din: 05201572


Pooja Bakshi
 Company Secretary

Place : New Delhi
 Date : June 13, 2017


Cyrus Mehernosh Madan
 Director
 Din: 02695031


Inder Pal Batra
 Chief Financial Officer

Inovoa Hotels & Resorts Limited
Statement of Profit and Loss for the year ended 31 March, 2017

(Rs in lakhs)

	Note	March 31, 2017	March 31, 2016
Revenue from operations	17	1,670.39	1,375.39
Other income	18	28.61	8.14
Total Income		1,699.00	1,383.53
Expenses			
Cost of materials consumed	19	141.52	145.47
Employee benefits expense	20	364.39	312.95
Other expenses	21	618.96	508.96
Total expenses		1,124.87	967.38
Earnings before interest, tax, depreciation and amortisation (EBITDA)		574.13	416.15
Finance costs	22	333.08	34.45
Depreciation and amortization expense	23	306.03	329.04
Finance Income	24	(14.29)	(60.52)
Profit/(loss) before tax		(50.69)	113.18
Tax expense:			
(1) Current tax		-	29.07
(2) Adjustment of tax relating to earlier periods		(25.50)	-
		(25.50)	29.07
Profit/(Loss) for the year		(25.19)	84.11
Other comprehensive income			
Remeasurements of defined benefit plans		0.36	0.67
		0.36	0.67
Total Comprehensive Income for the period (Comprising Profit/(Loss) and Other Comprehensive Income for the period)		(24.83)	84.78
Earnings per equity share:			
(1) Basic	25	(0.12)	0.39
(2) Diluted	25	(0.12)	0.39


Summary of significant accounting policies 2

The accompanying notes are an integral part of the financial statements.

As per our report of even date

For Jain Jindal & Co.
 Firm Registration No: 025817N
 Chartered Accountants

Romesh Vijay
 Partner
 Membership No.: 411274



Place : New Delhi
 Date : June 13, 2017

For and on behalf of the Board of Directors of
Inovoa Hotels & Resorts Limited

Sumant Jaidka
 Whole Time Director
 Din: 05201572

Cyrus Mehernosh Madan
 Director
 Din: 02695031

Pooja Bakshi
 Company Secretary

Inder Pal Batra
 Chief Financial Officer

Place : New Delhi
 Date : June 13, 2017

Inovia Hotels & Resorts Limited
Statement of Changes in Equity

A. Equity Share Capital

Equity shares of INR 10 each issued, subscribed and fully paid

At 1 April 2015

Issue of share capital

At 31 March 2016

Issue of share capital

At 31 March 2017

	No. of shares	Amount (Rs in lakhs)
At 1 April 2015	21,480,000	2,148.00
Issue of share capital	-	-
At 31 March 2016	21,480,000	2,148.00
Issue of share capital	-	-
At 31 March 2017	21,480,000	2,148.00

B. Other Equity

For the year ended 31 March, 2017

(Rs in lakhs)

	Reserves and Surplus				Total equity
	Capital reserve	Securities Premium Reserve	Other Reserves	Retained Earnings	
Balance at 1 April 2015	5,586.83	415.20	0.67	(2,057.12)	3,945.58
Total Comprehensive Income for the year	-	-	-	84.78	84.78
Increase/(decrease) during the year	(445.14)	-	-	-	(445.14)
Balance at 1 April 2016	5,141.69	415.20	0.67	(1,972.34)	3,585.22
Total Comprehensive Income for the year	-	-	-	(24.83)	(24.83)
Increase/(decrease) during the year	(3,465.80)	-	-	-	(3,465.80)
Balance at 31 March 2017	1,675.89	415.20	0.67	(1,997.17)	94.60


Summary of significant accounting policies

2

As per our report of even date

For Jain Jindal & Co.
Firm Registration No: 025817N
Chartered Accountants

Romesh Vijay
Partner
Membership No.: 411274



Place : New Delhi
Date : June 13, 2017

For and on behalf of the Board of Directors of
Inovia Hotels & Resorts Limited

Sumant Jaidka
Whole Time Director
Din: 05201572

Pooja Bakshi
Company Secretary

Place : New Delhi
Date : June 13, 2017

Cyrus Mehernosh Madan
Director
Din: 02695031

Inder Pal Batra
Chief Financial Officer

Inovia Hotels & Resorts Limited
Cash flow statement for the year ended March 31, 2017

(Rs in lakhs)


	March 31, 2017	March 31, 2016
A. Cash flow from operating activities		
Profit/Loss before tax	(50.69)	113.18
Non-cash adjustments to reconcile profit/(loss) before tax to net cash flows:		
Depreciation and amortisation expenses	306.03	329.04
Finance income (including fair value change in financial instruments)	(14.29)	(12.50)
Finance costs (including fair value change in financial instruments)	313.98	18.06
Advance written off	0.25	0.08
Provision for gratuity	1.42	1.08
Provision for leave encashment	1.18	0.44
Excess provision/ credit balances written back	(28.01)	(7.76)
Provision for doubtful debts	1.56	(16.89)
(Profit)/loss on sale of fixed assets	0.60	0.28
Operating profit before working capital changes:	532.03	425.01
Movements in working capital:		
Change in trade receivables	41.63	20.85
Change in loans and advances and other current assets	(37.87)	3.84
Change in inventories	(3.66)	(6.13)
Change in liabilities and provisions	(29.11)	59.99
Cash Generated from Operations	503.02	503.56
Direct taxes paid (net of refunds)	(5.27)	(13.20)
Net cash flow from operating activities (A)	497.75	490.36
B. Cash flows used in investing activities		
Purchase of Property, plant and equipment	(18.92)	(27.76)
Proceeds from sale of Property, plant and equipment	1.48	0.92
Increase in interest receivable	14.29	12.50
Net Cash flow used in investing activities (B)	(3.15)	(14.34)
C. Cash flows from financing activities		
Proceeds/(Repayment) from long term borrowings	(133.93)	(453.96)
Interest paid	(310.07)	(0.07)
Net Cash from financing activities (C)	(444.00)	(454.03)
Net increase/(decrease) in cash and cash equivalents (A + B + C)	50.60	21.99
Cash and cash equivalents at the beginning of the year	66.68	44.69
Cash and cash equivalents at the end of the year	117.28	66.68
Components of cash and cash equivalents		
Cash on Hand	2.26	4.00
Balances with Scheduled Banks in - Current accounts	115.02	62.68
Total cash and cash equivalents	117.28	66.68


Summary of significant accounting policies

2

As per our report of even date

For Jain Jindal & Co.
Firm Registration No: 025817N
Chartered Accountants


Romesh Vijay
Partner
Membership No.: 411274




Place : New Delhi
Date : June 13, 2017

For and on behalf of the Board of Directors of
Inovia Hotels & Resorts Limited


Sumant Jaidka
Whole Time Director
Din: 05201872


Pooja Bakshi
Company Secretary

Place : New Delhi
Date : June 13, 2017


Cyrus Mehernosh Madan
Director
Din: 02695031


Inder Pal Batra
Chief Financial Officer

Inovoa Hotels & Resorts Limited

Notes to financial statements for the year ended March 31, 2017

1. Corporate Information

Inovoa Hotels & Resorts Limited (the Company) is a public company domiciled in India and is incorporated under the provisions of the Companies Act applicable in India. The registered office of the company is located at Asset No.6, Aerocity Hospitality District New Delhi-110037.

The principal activities of the Company is to carry out business of developing, owning, acquiring, renovating and promoting hotels, motels, resorts, restaurants, etc..

The financial statements were authorized for issue in accordance with a resolution of the directors on 13th June 2017.

2 Basis of preparation

2.1 Significant accounting policies

The financial statements of the Company have been prepared in accordance with Indian Accounting Standards (Ind AS) notified under the Companies (Indian Accounting Standards) Rules, 2015.

For all periods up to and including the year ended March 31, 2016, the Company prepared its financial statements in accordance with accounting standards notified under section 133 of the Companies Act 2013, read together with paragraph 7 of the Companies (Accounts) Rules, 2014 (Indian GAAP). These financial statements for the year ended March 31, 2017 are the first the Company has prepared in accordance with Ind AS. Refer to note 33 for information on how the Company adopted Ind AS.

The financial statements have been prepared on a historical cost or at amortized cost except for the following assets and liabilities:

- Net defined benefit (asset)/liability
- Certain financial assets and liabilities measured at fair value (refer accounting policy regarding financial instruments),

The financial statements are presented in Indian Rupees (INR) and all values are rounded to the nearest lakhs, except where otherwise indicated.

2.2 Summary of significant accounting policies

(a) Current versus non-current classification

The Company presents assets and liabilities in the balance sheet based on current/ non-current classification. An asset is treated as current when it is:

- Expected to be realized or intended to be sold or consumed in normal operating cycle
- Held primarily for the purpose of trading
- Expected to be realized within twelve months after the reporting period, or
- Cash or cash equivalent unless restricted from being exchanged or used to settle a liability for at least twelve months after the reporting period

All other assets are classified as non-current.

A liability is current when:

- It is expected to be settled in normal operating cycle
- It is held primarily for the purpose of trading



Inovoa Hotels & Resorts Limited

Notes to financial statements for the year ended March 31, 2017

- It is due to be settled within twelve months after the reporting period, or
- There is no unconditional right to defer the settlement of the liability for at least twelve months after the reporting period

The Company classifies all other liabilities as non-current.

Deferred tax assets and liabilities are classified as non-current assets and liabilities.

The operating cycle is the time between the acquisition of assets for processing and their realization in cash and cash equivalents. The Company has identified twelve months as its operating cycle.

(b) Foreign currencies

Transactions and balances

Transactions in foreign currencies are initially recorded by the Company's entities at their respective functional currency spot rates at the date the transaction first qualifies for recognition. However, for practical reasons, the Company uses an average rate if the average approximates the actual rate at the date of the transaction.

Monetary assets and liabilities denominated in foreign currencies are translated at the functional currency spot rates of exchange at the reporting date.

Exchange differences arising on settlement or translation of monetary items are recognized in profit or loss

(c) Fair value measurement

The Company measures financial instruments, such as, Investment in mutual funds at fair value at each balance sheet date.

Fair value is the price that would be received to sell an asset or paid to transfer a liability in an orderly transaction between market participants at the measurement date. The fair value measurement is based on the presumption that the transaction to sell the asset or transfer the liability takes place either:

- In the principal market for the asset or liability, or
- In the absence of a principal market, in the most advantageous market for the asset or liability

The principal or the most advantageous market must be accessible by the Company.

The fair value of an asset or a liability is measured using the assumptions that market participants would use when pricing the asset or liability, assuming that market participants act in their economic best interest.

A fair value measurement of a non-financial asset takes into account a market participant's ability to generate economic benefits by using the asset in its highest and best use or by selling it to another market participant that would use the asset in its highest and best use.

The Company uses valuation techniques that are appropriate in the circumstances and for which sufficient data are available to measure fair value, maximizing the use of relevant observable inputs and minimizing the use of unobservable inputs.



Inovoa Hotels & Resorts Limited

Notes to financial statements for the year ended March 31, 2017

All assets and liabilities for which fair value is measured or disclosed in the financial statements are categorized within the fair value hierarchy, described as follows, based on the lowest level input that is significant to the fair value measurement as a whole:

- Level 1 — Quoted (unadjusted) market prices in active markets for identical assets or liabilities
- Level 2 — Valuation techniques for which the lowest level input that is significant to the fair value measurement is directly or indirectly observable
- Level 3 — Valuation techniques for which the lowest level input that is significant to the fair value measurement is unobservable.

For assets and liabilities that are recognized in the financial statements on a recurring basis, the Company determines whether transfers have occurred between levels in the hierarchy by re-assessing categorization (based on the lowest level input that is significant to the fair value measurement as a whole) at the end of each reporting period.

The Company determines the policies and procedures for both recurring fair value measurement, such as derivative instruments and unquoted financial assets measured at fair value. External valuers are involved for valuation of significant assets and liabilities. The management selects external valuer on various criteria such as market knowledge, reputation, independence and whether professional standards are maintained by valuer. The management decides, after discussions with the Company's external valuers, which valuation techniques and inputs to use for each case.

At each reporting date, the management analyses the movements in the values of assets and liabilities which are required to be remeasured or re-assessed as per the Company's accounting policies. For this analysis, the management verifies the major inputs applied in the latest valuation by agreeing the information in the valuation computation to contracts and other relevant documents.

The management, in conjunction with the Company's external valuers, also compares the change in the fair value of each asset and liability with relevant external sources to determine whether the change is reasonable.

For the purpose of fair value disclosures, the Company has determined classes of assets and liabilities on the basis of the nature, characteristics and risks of the asset or liability and the level of the fair value hierarchy as explained above.

This note summarizes accounting policy for fair value. Other fair value related disclosures are given in the relevant notes.

- Disclosures for valuation methods, significant estimates and assumptions (note 26)
- Quantitative disclosures of fair value measurement hierarchy (note 30)
- Financial instruments (including those carried at amortized cost) (note 30)

(d) Revenue recognition

Revenue is recognized to the extent that it is probable that the economic benefits will flow to the Company and the revenue can be reliably measured, regardless of when the payment is being made. Revenue is measured at the fair value of the consideration received or receivable, taking into account contractually defined terms of payment and excluding taxes or duty. The Company assesses its revenue arrangements against specific criteria to determine if it is acting as principal or agent. The Company has concluded that it is acting as a principal in all of its revenue arrangements. The specific recognition criteria described below must also be met before revenue is recognized.

Sales tax/ value added tax (VAT) is not received by the Company on its own account. Rather,



Inovoa Hotels & Resorts Limited
Notes to financial statements for the year ended March 31, 2017

it is tax collected on value added to the commodity by the seller on behalf of the government. Accordingly, it is excluded from revenue.

Rooms, Restaurant, Banquets and Other Services

Income from guest accommodation is recognized on a day to day basis after the guest checks into the Hotels and are stated net of allowances. Incomes from other services are recognized as and when services are rendered. Sales are stated exclusive of Service Tax, Value Added Taxes (VAT) and Luxury Tax. Shortfall of revenue over the billed as at the year-end is carried in financial statement as unbilled revenue separately.

Sale of goods

Revenue from the sale of goods is recognized when the significant risks and rewards of ownership of the goods have passed to the buyer, sale of food and beverage are recognized at the points of serving these items to the guests. Sales are stated exclusive of Sales Tax / VAT.

Interest income

For all financial instruments measured at amortized cost and interest bearing financial assets classified as available for sale, interest income is recorded using the effective interest rate (EIR). EIR is the rate that exactly discounts the estimated future cash payments or receipts over the expected life of the financial instrument or a shorter period, where appropriate, to the net carrying amount of the financial asset or liability. Interest income is included in finance income in the income statement.

Dividends

Revenue is recognized when the Company's right to receive the payment is established, which is generally when shareholders approve the dividend.

Gain/(loss) on sale of investment in mutual funds

Gain/(loss) on sale of investment in mutual funds is recorded as other income on transfer of title from the Company and is determined as the difference between the redemption price and carrying value of the investments.

(e) Taxes

Current income tax

Current income tax assets and liabilities are measured at the amount expected to be recovered from or paid to the taxation authorities. The tax rates and tax laws used to compute the amount are those that are enacted or substantively enacted, at the reporting date in the countries where the Company operates and generates taxable income.

Current income tax relating to items recognized outside profit or loss is recognized outside profit or loss (either in other comprehensive income or in equity). Current tax items are recognized in correlation to the underlying transaction either in OCI or directly in equity. Management periodically evaluates positions taken in the tax returns with respect to situations in which applicable tax regulations are subject to interpretation and establishes provisions where appropriate.

Deferred tax

Deferred tax is provided using the liability method on temporary differences between the tax



Inovoa Hotels & Resorts Limited

Notes to financial statements for the year ended March 31, 2017

bases of assets and liabilities and their carrying amounts for financial reporting purposes at the reporting date.

Deferred tax liabilities are recognized for all taxable temporary differences.

Deferred tax assets are recognized for all deductible temporary differences, the carry forward of unused tax credits and any unused tax losses. Deferred tax assets are recognized to the extent that it is probable that taxable profit will be available against which the deductible temporary differences, and the carry forward of unused tax credits and unused tax losses can be utilized.

The carrying amount of deferred tax assets is reviewed at each reporting date and reduced to the extent that it is no longer probable that sufficient taxable profit will be available to allow all or part of the deferred tax asset to be utilized. Unrecognized deferred tax assets are re-assessed at each reporting date and are recognized to the extent that it has become probable that future taxable profits will allow the deferred tax asset to be recovered.

Deferred tax assets and liabilities are measured at the tax rates that are expected to apply in the year when the asset is realized or the liability is settled, based on tax rates (and tax laws) that have been enacted or substantively enacted at the reporting date.

Deferred tax relating to items recognized outside profit or loss is recognized outside profit or loss (either in other comprehensive income or in equity). Deferred tax items are recognized in correlation to the underlying transaction either in OCI or directly in equity.

Deferred tax assets and deferred tax liabilities are offset if a legally enforceable right exists to set off current tax assets against current tax liabilities and the deferred taxes relate to the same taxable entity and the same taxation authority.

(f) Property, plant and equipment

On transition to IND AS, the Company has elected to continue with the carrying value of all of its property plant and equipment recognized as at April 1, 2015, measured as per the previous GAAP, and use that carrying value as the deemed cost of such property plant and equipment

Plant and equipment is stated at cost, net of accumulated depreciation and accumulated impairment losses, if any. Such cost includes the cost of replacing part of the plant and equipment and borrowing costs for long-term construction projects if the recognition criteria are met.

When significant parts of plant and equipment are required to be replaced at intervals, the Company depreciates them separately based on their specific useful lives. Likewise, when a major inspection is performed, its cost is recognized in the carrying amount of the plant and equipment as a replacement if the recognition criteria are satisfied. All other repair and maintenance costs are recognized in profit or loss as incurred.

The present value of the expected cost for the decommissioning of an asset after its use is included in the cost of the respective asset if the recognition criteria for a provision are met.

Depreciation on fixed assets is provided as per Schedule II of Companies Act, 2013 on Straight Line Method over its economic useful life of fixed assets as follows:



Inovoa Hotels & Resorts Limited**Notes to financial statements for the year ended March 31, 2017**

Fixed Assets	Useful life considered (SLM)
Plant & Machinery	15 Year
Building	60 Years
Electrical installations and fittings	10 Years
Office Equipment's	5 Years
Furniture and Fixtures	10 Years
Vehicles	8 Years
Computers	3 Years

The Company, based on management estimates, depreciates certain items of building, plant and equipment over estimated useful lives which are lower than the useful life prescribed in Schedule II to the Companies Act, 2013. The management believes that these estimated useful lives are realistic and reflect fair approximation of the period over which the assets are likely to be used.

An item of property, plant and equipment and any significant part initially recognized is derecognized upon disposal or when no future economic benefits are expected from its use or disposal. Any gain or loss arising on Derecognition of the asset (calculated as the difference between the net disposal proceeds and the carrying amount of the asset) is included in the income statement when the asset is derecognized.

The residual values, useful lives and methods of depreciation of property, plant and equipment are reviewed at each financial year end, and adjusted prospectively if appropriate.

(g) Intangible assets

On transition to IND AS, the Company has elected to continue with the carrying value of all of its Intangible assets recognised as at April 1, 2015, measured as per the previous GAAP, and use that carrying value as the deemed cost of such Intangible asset.

Intangible assets acquired separately are measured on initial recognition at cost. The cost of intangible assets acquired in a business combination is their fair value at the date of acquisition. Following initial recognition, intangible assets are carried at cost less any accumulated amortization and accumulated impairment losses. Internally generated intangibles, excluding capitalized development costs, are not capitalized and the related expenditure is reflected in profit or loss in the period in which the expenditure is incurred.


The useful lives of intangible assets are assessed as 3 years and the same shall be amortised on Straight line basis over its useful life.

Intangible assets with indefinite useful lives are not amortized, but are tested for impairment annually either individually or at the cash generating unit level. The assessment of indefinite life is reviewed annually to determine whether the indefinite life continues to be supportable. If not, the change in useful life from indefinite to finite is made on a prospective basis.

Gains or losses arising from derecognition of an intangible asset are measured as the difference between the net disposal proceeds and the carrying amount of the asset and are recognized in the income statement when the asset is derecognized.

(h) Borrowing costs

Borrowing costs directly attributable to the acquisition, construction or production of an asset that necessarily takes a substantial period of time to get ready for its intended use or sale are capitalized as part of the cost of the asset. All other borrowing costs are expensed in the period in which they occur. Borrowing costs consist of interest and other costs that an entity



Inovoa Hotels & Resorts Limited
Notes to financial statements for the year ended March 31, 2017

incurs in connection with the borrowing of funds. Borrowing cost also includes exchange differences to the extent regarded as an adjustment to the borrowing costs.

(i) Inventories

Stock of food & beverages, stores and operating supplies are valued at lower of cost and net realisable Value. Cost includes cost of purchase and other costs incurred in bringing the inventories to their present location and condition. Cost is determined on a first in first out basis. Net realisable value is the estimated selling price in the ordinary course of business less estimated cost of completion and estimated costs necessary to make sale.

(j) Impairment of non-financial assets

The Company assesses at each reporting date whether there is an indication that an asset may be impaired. If any indication exists, or when annual impairment testing for an asset is required, the Company estimates the asset's recoverable amount. An asset's recoverable amount is the higher of an asset's or cash-generating units (CGU) fair valueless costs of disposal and its value in use. The recoverable amount is determined for an individual asset, unless the asset does not generate cash inflows that are largely independent of those from other assets or Company of assets. Where the carrying amount of an asset or CGU exceeds its recoverable amount, the asset is considered impaired and is written down to its recoverable amount. In assessing value in use, the estimated future cash flows are discounted to their present value using a pre-tax discount rate that reflects current market assessments of the time value of money and the risks specific to the asset. In determining net selling price, recent market transactions are taken into account, if available. If no such transactions can be identified, an appropriate valuation model is used. These calculations are corroborated by valuation multiples, quoted share prices for publicly traded companies or other available fair value indicators.

The Company bases its impairment calculation on detailed budgets and forecast calculations, which are prepared separately for each of the Company's CGUs to which the individual assets are allocated. These budgets and forecast calculations generally cover a period of five years. For longer periods, a long-term growth rate is calculated and applied to project future cash flows after the fifth year. To estimate cash flow projections beyond periods covered by the most recent budgets/forecasts, the Company extrapolates cash flow projections in the budget using a steady or declining growth rate for subsequent years, unless an increasing rate can be justified. In any case, this growth rate does not exceed the long-term average growth rate for the products, industries, or country in which the entity operates, or for the market in which the asset is used.

Impairment losses of continuing operations, including impairment on inventories, are recognized in the statement of profit and loss.

For assets excluding goodwill, an assessment is made at each reporting date to determine whether there is an indication that previously recognized impairment losses no longer exist or have decreased. If such indication exists, the Company estimates the asset's or CGU's recoverable amount. A previously recognized impairment loss is reversed only if there has been a change in the assumptions used to determine the asset's recoverable amount since the last impairment loss was recognized. The reversal is limited so that the carrying amount of the asset does not exceed its recoverable amount, nor exceed the carrying amount that would have been determined, net of depreciation, had no impairment loss been recognized for the asset in prior years. Such reversal is recognized in the statement of profit or loss unless the asset is carried at a revalued amount, in which case, the reversal is treated as a revaluation increase.



Inovoa Hotels & Resorts Limited

Notes to financial statements for the year ended March 31, 2017

(k) Provisions

General

Provisions are recognized when the Company has a present obligation (legal or constructive) as a result of a past event, it is probable that an outflow of resources embodying economic benefits will be required to settle the obligation and a reliable estimate can be made of the amount of the obligation. When the Company expects some or all of a provision to be reimbursed, for example, under an insurance contract, the reimbursement is recognized as a separate asset, but only when the reimbursement is virtually certain. The expense relating to a provision is presented in the statement of profit and loss net of any reimbursement.

If the effect of the time value of money is material, provisions are discounted using a current pre-tax rate that reflects, when appropriate, the risks specific to the liability. When discounting is used, the increase in the provision due to the passage of time is recognized as a finance cost.

(l) Retirement and other employee benefits

Retirement benefit in the form of provident fund is a defined contribution scheme. The group has no obligation, other than the contribution payable to the provident fund. The group recognizes contribution payable to the provident fund scheme as an expense, when an employee renders the related service. If the contribution payable to the scheme for service received before the balance sheet date exceeds the contribution already paid, the deficit payable to the scheme is recognized as a liability after deducting the contribution already paid. If the contribution already paid exceeds the contribution due for services received before the balance sheet date, then excess is recognized as an asset to the extent that the pre-payment will lead to, for example, a reduction in future payment or a cash refund.

Gratuity liability is defined benefit obligation and is provided for on the basis of an actuarial valuation on projected unit credit method made at the end of each financial year.

Short term compensated absences are provided for based on estimates. Long term compensated absences are provided for based on actuarial valuation. The actuarial valuation is done as per projected unit credit method.

Remeasurements, comprising of actuarial gains and losses, the effect of the asset ceiling, excluding amounts included in net interest on the net defined benefit liability and the return on plan assets (excluding amounts included in net interest on the net defined benefit liability), are recognized immediately in the balance sheet with a corresponding debit or credit to retained earnings through OCI in the period in which they occur. Remeasurements are not reclassified to profit or loss in subsequent periods.


Past service costs are recognized in profit or loss on the earlier of:

- The date of the plan amendment or curtailment, and
- The date that the Company recognizes related restructuring costs

Net interest is calculated by applying the discount rate to the net defined benefit liability or asset. The Company recognizes the following changes in the net defined benefit obligation as an expense in the consolidated statement of profit and loss:

- Service costs comprising current service costs, past-service costs, gains and losses on curtailments and non-routine settlements; and
- Net interest expense or income

The company treats leaves expected to be carried forward for measurement purposes. Such compensated absences are provided for based on the actuarial valuation using the projected



Inovoa Hotels & Resorts Limited

Notes to financial statements for the year ended March 31, 2017

unit credit method at the year-end. Actuarial gains/losses are immediately taken to the statement of profit and loss and are not deferred. The company presents the entire leave as a current liability in the balance sheet, since it does not have an unconditional right to defer its settlement for 12 months after the reporting date. Where Company has the unconditional legal and contractual right to defer the settlement for a period beyond 12 months, the same is presented as non-current liability.

(m) Financial instruments

A financial instrument is any contract that gives rise to a financial asset of one entity and a financial liability or equity instrument of another entity.

Financial assets

Initial recognition and measurement

All financial assets are recognized initially at fair value plus, in the case of financial assets not recorded at fair value through profit or loss, transaction costs that are attributable to the acquisition of the financial asset. Purchases or sales of financial assets that require delivery of assets within a time frame established by regulation or convention in the market place (regular way trades) are recognized on the trade date, i.e., the date that the Company commits to purchase or sell the asset.

Subsequent measurement

For purposes of subsequent measurement, financial assets are classified in following categories:

- Debt instruments at amortized cost
- Debt instruments at fair value through other comprehensive income (FVTOCI)
- Debt instruments, derivatives and equity instruments at fair value through profit or loss (FVTPL)
- Equity instruments measured at fair value through other comprehensive income (FVTOCI)
- Equity instruments in subsidiaries carried at cost

Debt instruments at amortized cost

A debt instrument is measured at the amortized cost if both the following conditions are met:

- a) The asset is held within a business model whose objective is to hold assets for collecting contractual cash flows, and
- b) Contractual terms of the asset give rise on specified dates to cash flows that are solely payments of principal and interest (SPPI) on the principal amount outstanding.

This category is the most relevant to the Company. After initial measurement, such financial assets are subsequently measured at amortized cost using the effective interest rate (EIR) method. Amortized cost is calculated by taking into account any discount or premium on acquisition and fees or costs that are an integral part of the EIR. The EIR amortization is included in finance income in the profit or loss. The losses arising from impairment are recognized in the profit or loss. This category generally applies to trade and other receivables, loans to subsidiaries etc. For more information on receivables, refer to Note 8.

Debt instrument at FVTOCI

A debt instrument is classified as at the FVTOCI if both of the following criteria are met:

- a) The objective of the business model is achieved both by collecting contractual cash flows and selling the financial assets, and



Inovoa Hotels & Resorts Limited

Notes to financial statements for the year ended March 31, 2017

b) The asset's contractual cash flows represent SPPI.

Debt instruments included within the FVTOCI category are measured initially as well as at each reporting date at fair value. Fair value movements are recognized in the other comprehensive income (OCI). However, the Company recognizes interest income, impairment losses & reversals and foreign exchange gain or loss in the P&L. On derecognition of the asset, cumulative gain or loss previously recognized in OCI is reclassified from the equity to P&L. Interest earned whilst holding FVTOCI debt instrument is reported as interest income using the EIR method.

Debt instrument at FVTPL

FVTPL is a residual category for debt instruments. Any debt instrument, which does not meet the criteria for categorization as at amortized cost or as FVTOCI, is classified as at FVTPL.

In addition, the Company may elect to designate a debt instrument, which otherwise meets amortized cost or FVTOCI criteria, as at FVTPL. However, such election is allowed only if doing so reduces or eliminates a measurement or recognition inconsistency (referred to as 'accounting mismatch'). The Company has not designated any debt instrument as at FVTPL.

Debt instruments included within the FVTPL category are measured at fair value with all changes recognized in the P&L.

Derecognition

A financial asset (or, where applicable, a part of a financial asset or part of a Company of similar financial assets) is primarily derecognized (i.e. removed from the Company's consolidated balance sheet) when:


- The rights to receive cash flows from the asset have expired, or
- The Company has transferred its rights to receive cash flows from the asset or has assumed an obligation to pay the received cash flows in full without material delay to a third party under a 'pass-through' arrangement; and either (a) the Company has transferred substantially all the risks and rewards of the asset, or (b) the Company has neither transferred nor retained substantially all the risks and rewards of the asset, but has transferred control of the asset.

When the Company has transferred its rights to receive cash flows from an asset or has entered into a pass-through arrangement, it evaluates if and to what extent it has retained the risks and rewards of ownership. When it has neither transferred nor retained substantially all of the risks and rewards of the asset, nor transferred control of the asset, the Company continues to recognize the transferred asset to the extent of the Company's continuing involvement. In that case, the Company also recognizes an associated liability. The transferred asset and the associated liability are measured on a basis that reflects the rights and obligations that the Company has retained.

Continuing involvement that takes the form of a guarantee over the transferred asset is measured at the lower of the original carrying amount of the asset and the maximum amount of consideration that the Company could be required to repay.

Impairment of financial assets

In accordance with Ind AS 109, the Company applies expected credit loss (ECL) model for measurement and recognition of impairment loss on the following financial assets and credit risk exposure:



Inovoa Hotels & Resorts Limited

Notes to financial statements for the year ended March 31, 2017

- a) Financial assets that are debt instruments, and are measured at amortized cost e.g., loans, debt securities, deposits, trade receivables and bank balance
- b) Financial assets that are debt instruments and are measured as at FVTOCI
- c) Lease receivables under Ind AS 17
- d) Trade receivables or any contractual right to receive cash or another financial asset that result from transactions that are within the scope of Ind AS 11 and Ind AS 18
- e) Loan commitments which are not measured as at FVTPL
- f) Financial guarantee contracts which are not measured as at FVTPL

The Company follows 'simplified approach' for recognition of impairment loss allowance on:

- Trade receivables or contract revenue receivables; and
- All lease receivables resulting from transactions within the scope of Ind AS 17

The application of simplified approach does not require the Company to track changes in credit risk. Rather, it recognizes impairment loss allowance based on lifetime ECLs at each reporting date, right from its initial recognition.

For recognition of impairment loss on other financial assets and risk exposure, the Company determines that whether there has been a significant increase in the credit risk since initial recognition. If credit risk has not increased significantly, 12-month ECL is used to provide for impairment loss. However, if credit risk has increased significantly, lifetime ECL is used. If, in a subsequent period, credit quality of the instrument improves such that there is no longer a significant increase in credit risk since initial recognition, then the entity reverts to recognizing impairment loss allowance based on 12-month ECL.

Lifetime ECL are the expected credit losses resulting from all possible default events over the expected life of a financial instrument. The 12-month ECL is a portion of the lifetime ECL which results from default events that are possible within 12 months after the reporting date.

ECL is the difference between all contractual cash flows that are due to the Company in accordance with the contract and all the cash flows that the entity expects to receive (i.e., all cash shortfalls), discounted at the original EIR. When estimating the cash flows, an entity is required to consider:

- All contractual terms of the financial instrument (including prepayment, extension, call and similar options) over the expected life of the financial instrument. However, in rare cases when the expected life of the financial instrument cannot be estimated reliably, then the entity is required to use the remaining contractual term of the financial instrument
- Cash flows from the sale of collateral held or other credit enhancements that are integral to the contractual terms

ECL impairment loss allowance (or reversal) recognized during the period is recognized as income/ expense in the statement of profit and loss (P&L). This amount is reflected under the head 'other expenses' in the P&L. The balance sheet presentation for various financial instruments is described below:

- Financial assets measured as at amortized cost, contractual revenue receivables and lease receivables: ECL is presented as an allowance, i.e., as an integral part of the measurement of those assets in the balance sheet. The allowance reduces the net carrying amount. Until the asset meets write-off criteria, the Company does not reduce impairment allowance from the gross carrying amount.

Debt instruments measured at FVTOCI: Since financial assets are already reflected at fair value, impairment allowance is not further reduced from its value. Rather, ECL amount is presented as 'accumulated impairment amount' in the OCI.



Inova Hotels & Resorts Limited
Notes to financial statements for the year ended March 31, 2017

Financial liabilities

Initial recognition and measurement

Financial liabilities are classified, at initial recognition, as financial liabilities at fair value through profit or loss, loans and borrowings, payables, or as derivatives designated as hedging instruments in an effective hedge, as appropriate.

All financial liabilities are recognized initially at fair value and, in the case of loans and borrowings and payables, net of directly attributable transaction costs.

The Company's financial liabilities include trade and other payables, loans and borrowings including bank overdrafts, financial guarantee contracts and derivative financial instruments.

Subsequent measurement

The measurement of financial liabilities depends on their classification, as described below:
Financial liabilities at fair value through profit or loss

Financial liabilities at fair value through profit or loss include financial liabilities held for trading and financial liabilities designated upon initial recognition as at fair value through profit or loss. Financial liabilities are classified as held for trading if they are incurred for the purpose of repurchasing in the near term.

Gains or losses on liabilities held for trading are recognized in the profit or loss.

Financial liabilities designated upon initial recognition at fair value through profit or loss are designated as such at the initial date of recognition, and only if the criteria in Ind AS 109 are satisfied. For liabilities designated as FVTPL, fair value gains/ losses attributable to changes in own credit risk are recognized in OCI. These gains/ loss are not subsequently transferred to P&L. However, the Company may transfer the cumulative gain or loss within equity. All other changes in fair value of such liability are recognized in the statement of profit or loss. The Company has not designated any financial liability as at fair value through profit and loss.

Loans and borrowings

This is the category most relevant to the Company. After initial recognition, interest-bearing loans and borrowings are subsequently measured at amortized cost using the EIR method. Gains and losses are recognized in profit or loss when the liabilities are derecognized as well as through the EIR amortization process.

Amortized cost is calculated by taking into account any discount or premium on acquisition and fees or costs that are an integral part of the EIR. The EIR amortization is included as finance costs in the statement of profit and loss.

This category generally applies to borrowings. For more information refer Note 12.

Financial guarantee contracts

Financial guarantee contracts issued by the group Company are those contracts that require a payment to be made to reimburse the guarantee holder for a loss it incurs because the Company fails to make a payment when due in accordance with the terms of a debt instrument. Financial guarantees issued by the group Company on behalf the Company are designated as 'Insurance Contracts'.



Inovoa Hotels & Resorts Limited
Notes to financial statements for the year ended March 31, 2017

Derecognition

A financial liability is derecognized when the obligation under the liability is discharged or cancelled or expires. When an existing financial liability is replaced by another from the same lender on substantially different terms, or the terms of an existing liability are substantially modified, such an exchange or modification is treated as the derecognition of the original liability and the recognition of a new liability. The difference in the respective carrying amounts is recognized in the statement of profit or loss.

Contributed equity


Equity shares are classified as equity. Incremental costs directly attributable to the issue of new shares or options are shown in equity as a deduction, net of tax, from the proceeds.

Reclassification of financial assets

The Company determines classification of financial assets and liabilities on initial recognition. After initial recognition, no reclassification is made for financial assets which are equity instruments and financial liabilities. For financial assets which are debt instruments, a reclassification is made only if there is a change in the business model for managing those assets. Changes to the business model are expected to be infrequent. The Company's senior management determines change in the business model as a result of external or internal changes which are significant to the Company's operations. Such changes are evident to external parties. A change in the business model occurs when the Company either begins or ceases to perform an activity that is significant to its operations. If the Company reclassifies financial assets, it applies the reclassification prospectively from the reclassification date which is the first day of the immediately next reporting period following the change in business model. The Company does not restate any previously recognized gains, losses (including impairment gains or losses) or interest.

The following table shows various reclassification and how they are accounted for:

Original classification	Revised classification	Accounting treatment
Amortized cost	FVTPL	Fair value is measured at reclassification date. Difference between previous amortized cost and fair value is recognized in P&L.
FVTPL	Amortized Cost	Fair value at reclassification date becomes its new gross carrying amount. EIR is calculated based on the new gross carrying amount.
Amortized cost	FVTOCI	Fair value is measured at reclassification date. Difference between previous amortized cost and fair value is recognized in OCI. No change in EIR due to reclassification.
FVTOCI	Amortized cost	Fair value at reclassification date becomes its new amortized cost carrying amount. However, cumulative gain or loss in OCI is adjusted against fair value. Consequently, the asset is measured as if it had always been measured at amortized cost.
FVTPL	FVTOCI	Fair value at reclassification date becomes its new carrying amount. No other adjustment is required.
FVTOCI	FVTPL	Assets continue to be measured at fair value. Cumulative gain or loss previously recognized in OCI is reclassified to P&L at the reclassification date.



Inovoa Hotels & Resorts Limited
Notes to financial statements for the year ended March 31, 2017

Offsetting of financial instruments

Financial assets and financial liabilities are offset and the net amount is reported in the consolidated balance sheet if there is a currently enforceable legal right to offset the recognized amounts and there is an intention to settle on a net basis, to realise the assets and settle the liabilities simultaneously.

(n) Cash and cash equivalents

Cash and cash equivalent in the balance sheet comprise cash at banks and on hand and short-term deposits with an original maturity of three months or less, which are subject to an insignificant risk of changes in value.

(o) Segment reporting policies

Identification of segments

The management of the Company reviews the specific performance of its respective hotel properties. However, since all hotels have similarity in terms of products and services, customer classes, method of providing services and the regulatory environment, the individual hotels qualify for aggregation. Thus, the management has considered aggregating all the hotels as one reportable operating segment. Accordingly, the figures appearing in these financial statements relate to the Company's single operating segment.

(p) Recent accounting pronouncements

Standards issued but not yet effective

The amendments to standards that are issued, but not yet effective, up to the date of issuance of the Group's financial statements are disclosed below. The Group intends to adopt these standards, if applicable, when they become effective. The Ministry of Corporate Affairs (MCA) has issued the Companies (Indian Accounting Standards) Amendment Rules, 2017 and has amended the following standard.


Amendment to Ind AS 7, Statement of Cash Flows

The amendments to Ind AS 7 requires an entity to provide disclosures that enable users of financial statements to evaluate changes in liabilities arising from financing activities, including both changes arising from cash flows and non-cash changes. On initial application of the amendment, entities are not required to provide comparative information for preceding periods. These amendments are effective for annual periods beginning on or after 1 April 2017. Application of this amendments will not have any recognition and measurement impact. However, it will require additional disclosure in the financial statements.

The Company is evaluating the requirements of the amendment and the effect on the financial statements is being evaluated.

Amendment to Ind AS 102, Share-based Payment

The MCA has issued amendments to Ind AS 102 that address three main areas: the effects of vesting conditions on the measurement of a cash-settled share-based payment transaction, the classification of a share-based payment transaction with net settlement features for withholding tax obligations, and accounting where a modification to the terms and conditions of a share-based payment transaction changes its classification from cash settled to equity settled. The amendments are effective for annual periods beginning on or after 1 April 2017. The Company is evaluating the requirements of the amendment and the effect on the financial




Inovoa Hotels & Resorts Limited
Notes to financial statements for the year ended March 31, 2017

statements is being evaluated. The Company will adopt these amendments from their applicability date.

(q) Measurement of EBITDA

The Company has elected to present earnings before interest, tax, depreciation and amortization (EBITDA) as a separate line item on the face of the statement of profit and loss. The company measures EBITDA on the basis of profit/ (loss) from continuing operations. In its measurement, the company does not include depreciation and amortization expense, interest income, finance costs and tax expense.



Inova Hotels & Resorts Limited
Notes to financial statements for the year ended March 31, 2017


3 Property, plant and equipment

Particulars	(Rs in lakhs)										
	Freehold land	Building on freehold land	Plant and Machinery	Electrical fittings	Electrical equipments	Office equipments	Furniture and Fixtures	Crockery, cutlery and soft furnishings	Computers	Vehicles	Total
Cost or valuation											
Deemed cost as at April 1, 2015	1,119.45	3,446.53	715.36	57.24	320.77	28.82	357.01	58.37	3.48	4.67	6,111.69
Additions	-	-	15.65	-	2.93	0.58	1.79	1.05	0.67	4.47	27.15
Disposals	-	-	-	-	-	-	-	-	-	1.54	1.54
As at March 31, 2016	1,119.45	3,446.53	731.02	57.24	323.70	29.40	358.80	59.42	4.15	7.59	6,137.29
Additions	-	-	10.24	-	0.15	0.08	1.59	-	0.12	6.87	19.06
Disposals	-	-	-	-	-	-	-	-	-	4.02	4.02
As at March 31, 2017	1,119.45	3,446.53	741.26	57.24	323.86	29.48	360.39	59.42	4.28	10.44	6,152.33
Depreciation											
As at April 1, 2015	-	-	-	-	-	-	-	-	-	-	-
Charge for the year	-	61.22	67.66	6.36	54.79	23.98	78.27	29.45	2.16	1.30	325.19
Disposals	-	-	-	6.36	-	-	-	-	-	0.34	0.34
As at March 31, 2016	-	61.22	67.66	6.36	54.79	23.98	78.27	28.48	2.16	0.96	324.84
Charge for the year	-	61.22	68.49	6.36	54.98	1.74	77.88	29.49	1.49	1.42	303.08
Disposals	-	-	-	-	-	-	-	-	-	1.93	1.93
As at March 31, 2017	-	122.44	136.15	12.72	109.77	25.72	156.15	57.95	3.65	0.45	626.00
Net Book value											
As at March 31, 2017	1,119.45	3,324.09	605.11	44.52	214.08	3.76	204.24	1.47	0.63	10.00	5,526.34
As at March 31, 2016	1,119.45	3,385.31	663.36	50.88	268.91	5.42	280.53	30.96	2.00	6.64	5,812.45
As at April 1, 2015	1,119.45	3,446.53	715.36	57.24	320.77	28.82	357.01	58.37	3.48	4.67	6,111.69

Net book value

As at	As at	As at
March 31, 2017	March 31, 2016	April 1, 2015
5,526.34	5,812.45	6,111.69

Plant, property and equipment



Inovoa Hotels & Resorts Limited
Notes to financial statements for the year ended March 31, 2017

4 Intangible Assets


(Rs in Lakhs)

Particulars	Software	Total
Cost or valuation		
Deemed Cost as at April 1, 2015	12.64	12.64
Additions	0.61	0.61
Disposals	-	-
As at March 31, 2016	13.26	13.26
Additions	-	-
Disposals	-	-
As at March 31, 2017	13.26	13.26
Amortisation and impairment		
As at April 1, 2015	-	-
Amortisation	3.85	3.85
Disposals	-	-
As at March 31, 2016	3.85	3.85
Amortisation	2.95	2.95
Disposals	-	-
As at March 31, 2017	6.80	6.80
Net Block		
As at March 31, 2017	6.46	6.46
As at March 31, 2016	9.41	9.41
As at April 1, 2015	12.64	12.64

Net book value

As at	As at	As at
March 31, 2017	March 31, 2016	April 1, 2015
6.46	9.41	12.64

Intangible assets



Inovoa Hotels & Resorts Limited
Notes to financial statements for the year ended March 31, 2017


5 Financial assets

	<i>(Rs in lakhs)</i>		
	March 31, 2017	March 31, 2016	April 1, 2015
Other financial assets			
Security Deposits	16.38	16.89	15.29
	16.38	16.89	15.29
Interest accrued on deposits with banks and others	47.89	36.31	25.16
Other bank balances*	107.45	107.45	107.45
	171.71	160.65	147.90

* Balances with scheduled banks - on margin money Rs. 1.07.45 lakhs /- (March 31,2016:- Rs. 107.45 lakhs/-, April 1,2015 :- Rs. 107.45 lakhs) is under lien as bank guarantees issued given to various Government departments.

Break up of non-current financial assets carried at amortised cost

	<i>(Rs in lakhs)</i>		
	March 31, 2017	March 31, 2016	April 1, 2015
Security Deposits	16.38	16.89	15.29
Interest accrued on deposits with banks and others	47.89	36.31	25.16
Other bank balances	107.45	107.45	107.45
Total non-current financial assets carried at amortised cost	171.71	160.65	147.90




Inovoa Hotels & Resorts Limited
Notes to financial statements for the year ended March 31, 2017

6 Other non-current assets

(Rs in lakhs)

	<u>March 31, 2017</u>	<u>March 31, 2016</u>	<u>April 1, 2015</u>
Capital Advances	<u>0.18</u>	<u>0.32</u>	<u>0.32</u>
	0.18	0.32	0.32
Advance income tax (net of provision for taxation)*	<u>44.64</u>	<u>13.87</u>	<u>29.74</u>
	44.64	13.87	29.74
Total	<u>44.82</u>	<u>14.19</u>	<u>30.06</u>

Note : The Company has incurred losses during current year further there is no reasonable certainty that the Company will earn taxable profits in future years. Accordingly deferred tax not accounted on losses and unabsorbed depreciation.




Inovia Hotels & Resorts Limited
Notes to financial statements for the year ended March 31, 2017

7 Inventories
(valued at lower of cost and net realisable value)

Food and beverages (excluding liquor and wine)
Liquor and wine
Stores, cutlery, crockery, linen, provisions and others
Total

(Rs in lakhs)

	<u>March 31, 2017</u>	<u>March 31, 2016</u>	<u>April 1, 2015</u>
	6.80	6.86	5.23
	5.23	5.04	3.54
	17.08	13.56	10.57
	<u>29.12</u>	<u>25.46</u>	<u>19.34</u>



Inovoa Hotels & Resorts Limited
Notes to financial statements for the year ended March 31, 2017

8 Financial assets
(i) Trade receivables

	<i>(Rs in lakhs)</i>		
	March 31, 2017	March 31, 2016	April 1, 2015
Trade receivables	44.59	87.77	91.73
	<u>44.59</u>	<u>87.77</u>	<u>91.73</u>
Break-up for security details:			
Trade receivables			
Secured, considered good	-	-	-
Unsecured, considered good	53.40	95.03	115.88
Doubtful	-	-	-
	<u>53.40</u>	<u>95.03</u>	<u>115.88</u>
Impairment Allowance (allowance for bad and doubtful debts)			
Unsecured, considered good	8.81	7.26	5.08
Doubtful	-	-	19.07
	<u>8.81</u>	<u>7.26</u>	<u>24.15</u>
Total Trade receivables	<u>44.59</u>	<u>87.77</u>	<u>91.73</u>

No trade or other receivable are due from directors or other officers of the company either severally or jointly with any other person. Nor any trade or other receivable are due from firms or private companies respectively in which any director is a partner, a director or a member.

Trade receivables are non-interest bearing and are generally on terms of 30 to 90 days.

(ii) Cash and cash equivalents

	<i>(Rs in lakhs)</i>		
	March 31, 2017	March 31, 2016	April 1, 2015
Balance with banks			
On current accounts	115.02	62.68	42.88
Cash on hand	2.26	4.00	1.82
	<u>117.28</u>	<u>66.68</u>	<u>44.69</u>

At March 31, 2017, the Company had available Rs. Nil (March 31, 2016: Rs. Nil, April 1, 2015: Nil) of undrawn committed borrowing facilities.
Cash at banks does not earn any interest.

For the purpose of the statement of cash flows, cash and cash equivalents comprise the following:

Particulars	March 31, 2017	March 31, 2016	April 1, 2015
Balances with banks			
on current accounts	115.02	62.68	42.88
Cash on hand	2.26	4.00	1.82
Total cash and cash equivalents	<u>117.28</u>	<u>66.68</u>	<u>44.69</u>

(iii) Other financial assets


	March 31, 2017	March 31, 2016	April 1, 2015
Security deposits	6.55	7.05	8.85
	<u>6.55</u>	<u>7.05</u>	<u>8.85</u>
	<u>6.55</u>	<u>7.05</u>	<u>8.85</u>

Break up of current financial assets carried at amortised cost

	March 31, 2017	March 31, 2016	April 1, 2015
Cash and cash equivalents	117.28	66.68	44.69
Security deposits	6.55	7.05	8.85
Total current financial assets carried at amortised cost	<u>123.83</u>	<u>73.73</u>	<u>53.54</u>

9 Other current assets

	<i>(Rs in lakhs)</i>		
	March 31, 2017	March 31, 2016	April 1, 2015
Advance for supply of goods and rendering of services	0.56	2.41	11.79
Advance for supply of goods and rendering of services from related parties	-	-	8.91
Unbilled revenue	17.92	-	-
Balance with statutory/ government authorities	18.64	6.84	4.15
Prepaid expenses	10.64	11.43	10.72
Total	<u>47.75</u>	<u>20.69</u>	<u>35.55</u>



Innova Hotels & Resorts Limited

Notes to financial statements for the year ended March 31, 2017

10 Equity Share capital

Authorised Share Capital

	Equity shares		Preference shares	
	No. of shares	Rs in lakhs	No. of shares	Rs in lakhs
At 1 April 2015				
Increase/(decrease) during the year	22,000,000	2,200.00	300,000	300.00
At 31 March 2016	22,000,000	2,200.00	300,000	300.00
Increase/(decrease) during the year				
At 31 March 2017	22,000,000	2,200.00	300,000	300.00

Terms/rights attached to equity shares

The company has only one class of equity shares having par value of Rs. 10 per share. Each holder of equity shares is entitled to one vote per share. In the event of liquidation of the company, the holders of equity shares will be entitled to receive remaining assets of the company, after distribution of all preferential amounts. The distribution will be in proportion to the number of equity shares held by the shareholders.

Issued equity capital

Equity shares of INR 10 each issued, subscribed and fully paid

	No. of shares	Rs in lakhs
At 1 April 2015	21,480,000	2,148.00
Increase during the year		
At 31 March 2016	21,480,000	2,148.00
Increase during the year		
At 31 March 2017	21,480,000	2,148.00


Shares held by holding company

Equity shares of Re. 10 each fully paid up
Fleur Hotels Private Limited

	March 31, 2017	March 31, 2016
No. of shares	Rs in lakhs	No. of shares
		Rs in lakhs
21,480,000	2,148.00	21,480,000
		2,148.00

Details of shareholders holding more than 5% shares in the company

	March 31, 2017		March 31, 2016	
	No. of shares	% held as at	No. of shares	% held as at
Equity shares of INR 10 each fully paid				
Fleur Hotels Private Limited	21,480,000	100.00%	21,480,000	100.00%



11 Other equity

Securities Premium Reserve

<i>Rs in lakhs</i>	
At 1 April 2015	415.20
Increase/(decrease) during the year	-
At 31 March 2016	415.20
Increase/(decrease) during the year	-
At 31 March 2017	415.20

Retained Earnings

At 1 April 2015	(2,057.12)
Profit/(loss) for the year	84.78
At 31 March 2016	(1,972.34)
Profit/(loss) for the year	(24.83)
At 31 March 2017	(1,997.17)

General Reserve


At 1 April 2015	0.67
Increase/(decrease) during the year	-
At 31 March 2016	0.67
Increase/(decrease) during the year	-
At 31 March 2017	0.67

Capital Reserve (Equity Component of Loan from Holding Company)

At 1 April 2015	5,586.83
Increase/(decrease) during the year	(445.14)
At 31 March 2016	5,141.69
Increase/(decrease) during the year	(3,465.80)
At 31 March 2017	1,675.89

Other reserves
Securities Premium Reserve
Retained Earnings
General Reserve
Capital Reserve

	March 31, 2017	March 31, 2016	April 1, 2015
			<i>(Rs in lakhs)</i>
Securities Premium Reserve	415.20	415.20	415.20
Retained Earnings	(1,997.17)	(1,972.34)	(2,057.12)
General Reserve	0.67	0.67	0.67
Capital Reserve	1,675.89	5,141.69	5,586.83
	94.60	3,585.22	3,945.58



Inovoa Hotels & Resorts Limited
Notes to financial statements for the year ended March 31, 2017

12 Borrowings

			<i>(Rs in lakhs)</i>		
	Effective interest rate %	Maturity	March 31, 2017	March 31, 2016	April 1, 2015
Non-current borrowings					
Term Loans					
Indian rupee loans from Banks (Secured)					
Yes Bank Limited (Refer note 1 below)	9.84%	2030-2031	3,418.61	-	-
Vehicle loans (Refer note 2 below)	9.50% - 10.00%	2020-2021	5.68	2.78	-
Total non-current borrowings			3,424.30	2.78	-
Current borrowings					
Term Loans					
Current maturity of long term loans					
Yes Bank Limited (Refer note 1 below)	9.84%	2030-2031	14.00	-	-
Vehicle loans (Refer note 2 below)	9.50% - 10.00%	2020-2021	1.49	0.55	-
Total current borrowings			15.49	0.55	-
Less: Amount clubbed under "other current liabilities"			(15.49)	(0.55)	-
Net current borrowings			-	-	-

Term loans

1) Rupee term loan from Yes bank (Sanctioned Amount Rs. 3500 lakhs) is secured by :

- First charge on all present and future immovable assets of the project owned by the borrower including the land and hotel building located in whitefield banglore
- First charge on all movable fixed assets (both present and future) and current assets (both present and future) and current assets (both present and future) including escrow opened with Yes Bank Limited) of the borrower
- Escrow of all receivables of the project including security deposits.
- Unconditional and irrevocable Corporate guarantee of Fleur Hotels Private Limited to remain valid during the entire tenor of Yes Bank Limited facilities

2) Vehicle loan is secured by hypothecation of underlying motor vehicle acquired out of such loans. The loan is repaid on agreed equal monthly installments.

13 Provisions

	<i>(Rs in lakhs)</i>		
	March 31, 2017	March 31, 2016	April 1, 2015
Provision for gratuity			
Current	7.29	6.23	5.82
Non-current	1.72	1.55	1.35
	5.57	4.68	4.47
Provision for leave benefits			
Current	4.72	3.54	3.11
Non-current	-	-	-
Total current	4.72	3.54	3.11
Total non-current	6.44	5.09	4.45
	5.57	4.68	4.47

14 Other non-current liabilities

	<i>(Rs in lakhs)</i>		
	March 31, 2017	March 31, 2016	April 1, 2015
Advance from customers (earnest advance)	-	-	-
	-	-	48.02
	-	-	48.02



Invoa Hotels & Resorts Limited
Notes to financial statements for the year ended March 31, 2017

15 Financial liabilities

(Rs in lakhs)

March 31, 2017 March 31, 2016 April 1, 2015

(i) Borrowings

Loan from Holding company*

57.31 157.99 152.15

57.31 157.99 152.15

*Loan is non interest bearing and is repayable on demand. However the Company as per long term business plan had considered the term of loan as 30 years as at March 31,2015 consequently the Company had accounted for the debt and equity portion of loan from Holding company.

(Rs in lakhs)

March 31, 2017 March 31, 2016 April 1, 2015

(ii) Trade Payables

-Micro and small enterprises
-Other than Micro and small enterprises

- - -

124.30 95.16 90.45

124.30 95.16 90.45

(Rs in lakhs)

March 31, 2017 March 31, 2016 April 1, 2015

(iii) Other financial liabilities

Current maturities of long-term borrowings
Book overdraft
Sundry deposits
Payable on purchase of fixed asset
Outstanding dues of other creditors

15.49 0.55 -

- 19.93 1.03

- 20.41 20.41

- 0.84 2.24

75.32 121.46 57.62

90.81 163.19 81.29

16 Other current liabilities

(Rs in lakhs)


March 31, 2017 March 31, 2016 April 1, 2015

Advance received from customers
Statutory liabilities

16.23 21.96 4.13

27.06 20.28 23.91

43.29 42.24 28.04




Invoa Hotels & Resorts Limited
Notes to financial statements for the year ended March 31, 2017

17 Revenue from operations	<i>(Rs in lakhs)</i>	
	March 31, 2017	March 31, 2016
Revenue from operations		
Sale of products and services		
- Room rental	1,199.98	975.63
- Food and beverage (excluding liquor and wine)	271.49	255.64
- Liquor and wine	48.00	33.16
- Telephone and telex	0.13	0.18
- Other Services	150.44	110.41
Other Operating Revenue		
- Commission income	0.35	0.37
	1,670.39	1,375.39

18 Other income	<i>(Rs in lakhs)</i>	
	March 31, 2017	March 31, 2016
Excess provision/ credit balances written back	28.01	7.76
Exchange difference (net)	0.37	-
Sale of scrap	0.23	0.38
Total	28.61	8.14

19 Cost of materials consumed	<i>(Rs in lakhs)</i>	
	March 31, 2017	March 31, 2016
(a) Consumption of food & beverages excluding liquor & wine		
Inventory at the beginning of the year	6.86	5.23
Add: Purchases	125.88	135.31
	132.74	140.53
Less: Inventory at the end of the year	6.80	6.86
Cost of food and beverage consumed	125.94	133.67
(b) Consumption of liquor & wine		
Inventory at the beginning of the year	5.04	3.54
Add: Purchases	15.78	13.30
	20.82	16.83
Less: Inventory at the end of the year	5.23	5.04
Cost of liquor and wine consumed	15.59	11.79
	141.52	145.47



Inovoa Hotels & Resorts Limited
Notes to financial statements for the year ended March 31, 2017


20 Employee benefit expense	(Rs in lakhs)	
	March 31, 2017	March 31, 2016
Salaries, wages and bonus	302.45	277.16
Contribution to provident fund and other funds	12.77	12.08
Staff recruitment and training expenses	0.48	0.19
Gratuity expense	1.68	1.55
Leave encashment expense	1.58	1.09
Staff welfare expenses	45.43	20.88
	364.39	312.95

21 Other expenses	(Rs in lakhs)	
	March 31, 2017	March 31, 2016
Consumption of stores, cutlery, crockery, provisions and others	29.28	21.65
Rent expenses	7.62	9.73
Power and fuel	143.15	129.96
Linen , uniform washing and laundry expenses	24.57	22.14
Guest transportation expenses	43.56	50.71
Subscription charges / Cable	3.07	4.68
Repair and maintenance expenses		
- Buildings	15.34	8.62
- Plant and machinery	28.62	24.12
- Others	7.73	11.05
Rates and taxes	27.78	15.72
Insurance expenses	3.43	5.97
Communication costs	28.16	27.01
Printing and stationery expenses	7.32	6.39
Traveling and conveyance	5.13	5.99
Vehicle running and maintenance expenses	12.36	9.04
Advertisement and business promotion expenses	56.69	37.75
Management Fee and Incentive Fee	84.18	65.79
Commission -other than sole selling agent	34.71	3.77
Security and cleaning expenses	29.28	27.95
Membership and subscriptions	1.30	0.71
Legal and professional expenses	11.28	6.63
Bad debts/ sundry balances written off	0.25	0.08
Exchange difference (net)	-	0.12
Provision for doubtful debts and advances	1.56	2.18
Loss on sale of fixed assets (net)	0.60	0.28
Payment to auditors	0.25	0.60
Water/Sewerage Charges	3.93	6.11
Miscellaneous expenses	7.80	4.21
	618.96	508.96

Payment to auditor

As auditor	0.25	0.50
for other services	-	0.10
	0.25	0.60

22 Finance cost	(Rs in lakhs)	
	March 31, 2017	March 31, 2016
Interest		
- on term loans from banks	306.78	-
- on others	7.20	18.06
Bank charges (including commission on credit card collection)	19.10	16.39
	333.08	34.45



Inovoa Hotels & Resorts Limited
Notes to financial statements for the year ended March 31, 2017

23 Depreciation and amortization expense	(Rs in lakhs)	
	March 31, 2017	March 31, 2016
Depreciation of tangible assets	303.08	325.19
Amortization of intangible assets	2.95	3.85
Total	306.03	329.04

24 Finance income	(Rs in lakhs)	
	March 31, 2017	March 31, 2016
Interest Income on :		
-Bank Deposits	12.91	12.39
-Others	1.38	0.12
Profit on sale of investment	-	48.02
	14.29	60.52


25 Earnings per share (Basic and Diluted)

Basic EPS amounts are calculated by dividing the profit for the year attributable to equity holders of the company by the weighted average number of Equity shares outstanding during the year.

Diluted EPS amounts are calculated by dividing the profit attributable to equity holders of the company by the weighted average number of Equity shares outstanding during the year plus the weighted average number of Equity shares that would be issued on conversion of all the dilutive potential Equity shares into Equity shares.

The following data reflects the inputs to calculation of basic and diluted EPS

	March 31, 2017	March 31, 2016
Profit / (loss) after tax (Rs in lakhs)	(24.83)	84.78
Profit / (Loss) for calculation of basic and diluted EPS	(24.83)	84.78
Weighted average number of Equity shares for basic EPS	21,480,000	21,480,000
Weighted average number of Equity shares adjusted for the effect of dilution	-	-
Weighted average number of equity shares in calculating diluted EPS	21,480,000	21,480,000
Basic and diluted EPS	(0.12)	0.39



26. Significant accounting judgements, estimates and assumptions

The preparation of the Company's financial statements requires management to make judgements, estimates and assumptions that affect the reported amounts of revenues, expenses, assets and liabilities, and the accompanying disclosures, and the disclosure of contingent liabilities. Uncertainty about these assumptions and estimates could result in outcomes that require a material adjustment to the carrying amount of assets or liabilities affected in future periods.

Judgements

In the process of applying the Company's accounting policies, management has made the following judgements, which have the most significant effect on the amounts recognized in the financial statements:

Operating lease commitments – Company as lessee

The Company has taken certain land and land and building on long term lease basis. The Company has determined, based on an evaluation of the terms and conditions of the arrangements, such as the lease term not constituting a major part of the economic life of the property and the fair value of the asset, that it does not have all the significant risks and rewards of ownership of these properties and accounts for the contracts as operating leases.

Contingent liabilities

Contingent liabilities may arise from the ordinary course of business in relation to claims against the Company, including legal, land access and other claims. By their nature, contingencies will be resolved only when one or more uncertain future events occur or fail to occur. The assessment of the existence, and potential quantum, of contingencies inherently involves the exercise of significant judgement and the use of estimates regarding the outcome of future events.

Estimates and assumptions


The key assumptions concerning the future and other key sources of estimation uncertainty at the reporting date, that have a significant risk of causing a material adjustment to the carrying amounts of assets and liabilities within the next financial year, are described below. The Company based its assumptions and estimates on parameters available when the consolidated financial statements were prepared. Existing circumstances and assumptions about future developments, however, may change due to market changes or circumstances arising that are beyond the control of the Company. Such changes are reflected in the assumptions when they occur.

Fair value measurement of financial instruments

When the fair values of financial assets and financial liabilities recorded in the balance sheet cannot be measured based on quoted prices in active markets, their fair value is measured using other valuation techniques. The inputs to these models are taken from observable markets where possible, but where this is not feasible, a degree of judgement is required in establishing fair values. Judgements include considerations of inputs such as liquidity risk, credit risk and volatility. Changes in assumptions about these factors could affect the reported fair value of financial instruments.

Impairment of non-financial assets

Impairment exists when the carrying value of an asset or cash generating unit exceeds its recoverable amount, which is the higher of its fair value less costs of disposal and its value in use. The fair value less costs of disposal calculation is based on available data from binding sales transactions, conducted at arm's length, for similar assets or observable market prices less incremental costs for disposing of the asset. The value in use



Inovoa Hotels & Resorts Limited
Notes to financial statements for the year ended March 31, 2017

calculation is based on a DCF model. The cash flows are derived from the budget for the next five years and do not include restructuring activities that the Company is not yet committed to or significant future investments that will enhance the asset's performance of the CGU being tested. The recoverable amount is sensitive to the discount rate used for the DCF model as well as the expected future cash-inflows and the growth rate used for extrapolation purposes.

Taxes

Deferred tax assets are recognized for unused tax losses to the extent that it is probable that taxable profit will be available against which the losses can be utilised. Significant management judgement is required to determine the amount of deferred tax assets that can be recognized, based upon the likely timing and the level of future taxable profits together with future tax planning strategies.

Defined benefit plans (gratuity benefits)

The cost of the defined benefit gratuity plan and the present value of the gratuity obligation are determined using actuarial valuations. An actuarial valuation involves making various assumptions that may differ from actual developments in the future. These include the determination of the discount rate, future salary increases and mortality rates. Due to the complexities involved in the valuation and its long-term nature, a defined benefit obligation is highly sensitive to changes in these assumptions. All assumptions are reviewed at each reporting date.

The parameter most subject to change is the discount rate. In determining the appropriate discount rate for plans operated in India, the management considers the interest rates of government bonds in currencies consistent with the currencies of the post-employment benefit obligation.


The mortality rate is based on publicly available mortality tables for the specific countries. Those mortality tables tend to change only at interval in response to demographic changes. Future salary increases and gratuity increases are based on expected future inflation rates for the respective countries.

Further details about gratuity obligations are given in Note 27.

27. Gratuity and other post-employment benefit plans

	March 31, 2017	March 31, 2016	<i>Rs. In lakhs</i> April 1, 2015
Gratuity plan	7.29	6.23	5.82
Total	7.29	6.23	5.82

The Company has a defined benefit gratuity plan. The gratuity plan is governed by the Payment of Gratuity Act, 1972. Under the act, employee who has completed five years of service is entitled to specific benefit. The level of benefits provided depends on the member's length of service and salary at retirement age. The Company makes provision of such gratuity asset/ liability in the books of accounts on the basis of actuarial valuation as per the Projected unit credit method.




Inovoa Hotels & Resorts Limited
Notes to financial statements for the year ended March 31, 2017

Changes in the defined benefit obligation and fair value of plan assets as at March 31, 2017:

	Gratuity cost charged to profit or loss					Remeasurement gains/(losses) in other comprehensive income					Rs. In lakhs	
	April 1, 2016	Service cost	Net interest expense	Sub-total included in profit or loss	Benefits paid	Return on plan assets (excluding amounts included in net interest expense)	Actuarial changes arising from changes in demographic assumptions	Actuarial changes arising from changes in financial assumptions	Experience adjustments	Sub-total included in OCI	Contributions by employer	March 31, 2017
Defined benefit obligation	6.23	1.22	0.46	1.68	(0.27)	-	-	0.16	(0.52)	(0.36)	-	7.29
Fair value of plan assets	-	-	-	-	-	-	-	-	-	-	-	-
Benefit liability	6.23	1.22	0.46	1.68	(0.27)	-	-	0.16	(0.52)	(0.36)	-	7.29

Changes in the defined benefit obligation and fair value of plan assets as at March 31, 2016:

	Gratuity cost charged to profit or loss					Remeasurement gains/(losses) in other comprehensive income					Rs. In lakhs	
	April 1, 2015	Service cost	Net interest expense	Sub-total included in profit or loss	Benefits paid	Return on plan assets (excluding amounts included in net interest expense)	Actuarial changes arising from changes in demographic assumptions	Actuarial changes arising from changes in financial assumptions	Experience adjustments	Sub-total included in OCI	Contributions by employer	March 31, 2016
Defined benefit obligation	5.82	5.82 1.11	0.45	1.55	(0.47)	-	-	0.06	(0.73)	(0.67)	-	6.23
Fair value of plan assets	-	-	-	-	-	-	-	-	-	-	-	-
Benefit liability	5.82	1.11	0.45	1.55	(0.47)	-	-	0.06	(0.73)	(0.67)	-	6.23



Inovoa Hotels & Resorts Limited

Notes to financial statements for the year ended March 31, 2017

The major categories of plan assets of the fair value of the total plan assets are as follows:

The principal assumptions used in determining gratuity obligations for the Company's plans are shown below:


	March 31, 2017	March 31, 2016	April 1, 2015
Discount rate:	%	%	%
Pension plan	6.70%	7.40%	7.70%
Future salary increases:			
Pension plan	5.00%	5.00%	5.00%
Life expectation for pensioners at the age of 65:	Years	Years	Years
Pension plan			
Male	60	60	60
Female	60	60	60

A quantitative sensitivity analysis for significant assumption as at March 31, 2017 is as shown below:

India gratuity plan:

	March 31, 2017	March 31, 2017	March 31, 2017	March 31, 2017
Assumptions	Discount rate		Future salary increases	
Sensitivity Level	1% increase	1% decrease	1% increase	1% decrease
Impact on defined benefit obligation	0.22	0.24	0.24	0.23
	March 31, 2016	March 31, 2016	March 31, 2016	March 31, 2016
Assumptions	Discount rate		Future salary increases	
Sensitivity Level	1% increase	1% decrease	1% increase	1% decrease
Impact on defined benefit obligation	0.18	0.20	0.20	0.19

The sensitivity analyses above have been determined based on a method that extrapolates the impact on defined benefit obligation as a result of reasonable changes in key assumptions occurring at the end of the reporting period.



Inovoa Hotels & Resorts Limited**Notes to financial statements for the year ended March 31, 2017**

The following payments are expected contributions to the defined benefit plan in future years:

Duration (Years)	For the year ended March 31, 2017	For the year ended March 31, 2016
1	1.77	1.60
2	1.45	1.29
3	1.26	1.06
4	1.06	0.91
5	0.86	0.74
Above 5	2.83	2.47
Total expected payments	9.24	8.07

The average duration of the defined benefit plan obligation at the end of the reporting period is 5 years (March 31, 2016: 5 years).

28. Commitments and contingencies**a. Commitments**

Estimated amount of contracts remaining to be executed on capital account and not provided for:


At March 31, 2017, the Company had NIL commitments (March 31, 2016: Rs NIL, April 1, 2015: Rs NIL)

b. Contingent liabilities

Claims against the Company not acknowledged as debts

Rs. In lakhs

		As at March 31, 2017	As at March 31, 2016	As on 1 st April, 2015
a.	Property Tax case 2010-11 (Appeal filed by the company)	69.34	69.34	69.34
b.	Counter guarantees issued in respect of guarantees issued by company's bankers	107.45	107.45	107.45



Inovoa Hotels & Resorts Limited
Notes to financial statements for the year ended March 31, 2017

29. Related Party Transactions

a) Names of related parties where control exists irrespective of whether transactions have occurred,


Ultimate Holding Company	Lemon Tree Hotels Limited
Holding company	Fleur Hotels Private Limited
Fellow subsidiary companies	Celsia Hotels Private Limited Hyacinth Hotels Private Limited Manakin Resorts Private Limited
Key Management Personnel	Mr. Sumant Jaidka(Whole Time Director). Mr. Cyrus Mehernosh Madan(Director) Mr. Arjun Sawhny(Independent Director) Mr. Paramartha Saikia(Independent Director)

b) Additional related parties as per Companies Act 2013 with whom transactions have taken place during the year:

Chief Financial Officer :Mr. Inder Pal Batra


Company Secretary : Mrs. Pooja Bakshi

The following table provides the total amount of transactions that have been entered into with related parties for the relevant financial year




Invoa Hotels & Resorts Limited
Notes to financial statements for the year ended March 31, 2017
(Amount in lakhs.)

Transactions with Related Party	Year Ended	Ultimate holding company	Holding company	Fellow subsidiary	Key Management personnel or their relatives
Reimbursement of expenses incurred on company's behalf					
Fleur Hotels Private Limited	31-Mar-17	-	-	-	-
	31-Mar-16	-	0.02	-	-
	01-Apr-15	-	-	-	-
Celsia Hotels Private Limited	31-Mar-17	-	-	-	-
	31-Mar-16	-	-	0.05	-
	01-Apr-15	-	-	-	-
Lemon Tree Hotels Limited	31-Mar-17	0.20	-	-	-
	31-Mar-16	-	-	-	-
	01-Apr-15	0.26	-	-	-
Reimbursement of expenses incurred on behalf of party					
Lemon Tree Hotels Limited	31-Mar-17	-	-	-	-
	31-Mar-16	-	-	-	-
	01-Apr-15	0.38	-	-	-
Manakin Resorts Private Limited	31-Mar-17	-	-	-	-
	31-Mar-16	-	-	-	-
	01-Apr-15	-	-	0.04	-
Celsia Hotels Private Limited	31-Mar-17	-	-	-	-
	31-Mar-16	-	-	0.03	-
	01-Apr-15	-	-	-	-
Amount received on company's behalf					
Lemon Tree Hotels Limited	31-Mar-17	-	-	-	-
	31-Mar-16	5.19	-	-	-
	01-Apr-15	4.19	-	-	-
Fleur Hotels Private Limited	31-Mar-17	-	-	-	-
	31-Mar-16	-	0.24	-	-
	01-Apr-15	-	5.00	-	-
Celsia Hotels Private Limited	31-Mar-17	-	-	-	-
	31-Mar-16	-	-	0.64	-
	01-Apr-15	-	-	2.17	-



Inovoa Hotels & Resorts Limited
Notes to financial statements for the year ended March 31, 2017


Transactions with Related Party	Year Ended	Ultimate holding company	Holding company	Fellow subsidiary	Key Management personnel or their relatives
Amount received on behalf of the party					
Lemon Tree Hotels Limited	31-Mar-17	-	-	-	-
	31-Mar-16	0.95	-	-	-
	01-Apr-15	1.89	-	-	-
Fleur Hotels Private Limited	31-Mar-17	-	-	-	-
	31-Mar-16	-	0.17	-	-
	01-Apr-15	-	0.17	-	-
Celsia Hotels Private Limited	31-Mar-17	-	-	-	-
	31-Mar-16	-	-	2.59	-
	01-Apr-15	-	-	0.75	-
Hyacinth Hotels Private Limited	31-Mar-17	-	-	-	-
	31-Mar-16	-	-	-	-
	01-Apr-15	-	-	0.05	-
Loans taken					
Fleur Hotels Private Limited	31-Mar-17	-	86.00	-	-
	31-Mar-16	-	12.50	-	-
	01-Apr-15	-	394.10	-	-
Loans repaid					
Fleur Hotels Private Limited	31-Mar-17	-	3,659.00	-	-
	31-Mar-16	-	469.80	-	-
	01-Apr-15	-	118.50	-	-
Management Fees & Sales Promotion(net of taxes)					
Lemon Tree Hotels Limited	31-Mar-17	135.92	-	-	-
	31-Mar-16	84.36	-	-	-
	01-Apr-15	57.51	-	-	-
Remuneration to Director					
Sumant Jaidka	31-Mar-17	-	-	-	45.47
	31-Mar-16	-	-	-	31.56
	01-Apr-15	-	-	-	-



Inova Hotels & Resorts Limited

Notes to financial statements for the year ended March 31, 2017

Transactions with Related Party	Year Ended	Ultimate holding company	Holding company	Fellow subsidiary	Key Management personnel or their relatives
Balances outstanding at the year end- Short-term borrowings					
Fleur Hotels Private Limited	31-Mar-17	-	1,692.55	-	-
	31-Mar-16	-	5,265.55	-	-
	01-Apr-15	-	5,722.85	-	-
Balance outstanding at the year end – Other Current Liabilities					
Lemon Tree Hotels Limited	31-Mar-17	11.59	-	-	-
	31-Mar-16	85.21	-	-	-
	01-Apr-15	-	-	-	-
Sumant Jaidka	31-Mar-17	-	-	-	3.48
	31-Mar-16	-	-	-	1.48
	01-Apr-15	-	-	-	-



Inovoa Hotels & Resorts Limited

Notes to financial statements for the year ended March 31, 2017

Terms and conditions of transactions with related parties

The sales to and purchases from related parties are made on terms equivalent to those that prevail in arm's length transactions. Outstanding balances at the year-end are unsecured and interest free and settlement occurs in cash. For the year ended March 31, 2017, the Company has not recorded any impairment of receivables relating to amounts owed by related parties (March 31, 2016: Rs Nil, April 1, 2015: Rs Nil). This assessment is undertaken each financial year through examining the financial position of the related party and the market in which the related party operates.

Commitments with related parties

The company has not entered into any commitments with related parties during the year.

30. Fair value measurement

Set out below, is a comparison by class of the carrying amounts and fair value of the Company's financial instruments, other than those with carrying amounts that are reasonable approximations of fair values:


Rs. In Lakhs

	Carrying value			Fair value		
	31-Mar-17	31-Mar-16	01-Apr-15	31-Mar-17	31-Mar-16	01-Apr-15
Financial assets						
Other Financial Assets	178.26	167.70	156.75	178.26	167.70	156.75
Trade Receivable	53.40	95.03	96.81	44.59	87.77	91.73
Cash and cash equivalent	117.28	66.68	44.69	117.28	66.68	44.69
Total	348.94	329.40	298.25	340.12	322.15	293.17
Financial liabilities						
Borrowings	5,184.23	5,268.33	5,727.32	3,481.61	160.77	152.15
Trade Payable	124.30	95.16	90.45	124.30	95.16	90.45
Other financial liabilities	90.81	163.19	81.29	90.81	163.19	81.29
Total	5,399.35	5,526.67	5,899.06	3,696.72	419.12	323.90

a. Financial instruments by category

Rs. In Lakhs

	31-Mar-17		31-Mar-16		1-Apr-15	
	FVTPL	Amortised Cost	FVTPL	Amortised Cost	FVTPL	Amortised Cost
Financial Assets						
Trade Receivables	-	44.59	-	87.77	-	91.73
Security Deposits	-	22.93	-	23.94	-	24.14
Other bank balances	-	107.45	-	107.45	-	107.45
Cash and Cash Equivalents	-	117.28	-	66.68	-	44.69
Interest accrued on deposit with banks	-	47.89	-	36.31	-	25.16
Total Financial Assets	-	340.12	-	322.15	-	293.17



Inovia Hotels & Resorts Limited**Notes to financial statements for the year ended March 31, 2017***Rs. In Lakhs*

	31-Mar-17		31-Mar-16		1-Apr-15	
	FVTPL	Amortised Cost	FVTPL	Amortised Cost	FVTPL	Amortised Cost
Financial Liabilities						
Borrowings	-	3,497.10	-	161.32	-	152.15
Trade Payables	-	124.30	-	95.16	-	90.45
Other Current Financial Liabilities	-	75.32	-	162.63	-	81.29
Total Financial Liabilities	-	3,696.72	-	419.12	-	323.90

The management assessed that fair values of cash and cash equivalents, trade receivables, trade payables, bank overdrafts, Interest accrued on bank deposits with banks, other current financial assets and other current financial liabilities approximates their carrying amounts largely due to the short-term maturities of these instruments.

31. Financial risk management objectives and policies

The Company's principal financial liabilities comprise loans and borrowings, trade and other payables. The main purpose of these financial liabilities is to finance the Company's operations and to support its operations. The Company's financial assets include loans, trade and other receivables, and cash & cash equivalents that derive directly from its operations.


The Company is exposed to market risk, credit risk and liquidity risk. The Company's senior management oversees the management of these risks. The Company's senior management is supported by a financial risk committee that advises on financial risks and the appropriate financial risk governance framework for the Company. This financial risk committee provides assurance to the Company's senior management that the Company's financial risk activities are governed by appropriate policies and procedure and that financial risks are identified, measured and managed in accordance with the Company's policies and risk objectives. The Board of Directors reviews and agrees policies for managing each risk, which are summarised as below:

Market risk

Market risk is the risk that the fair value of future cash flows of a financial instrument will fluctuate because of changes in market prices. Market risk comprises three types of risk: interest rate risk, currency risk and other price risk. Financial instruments affected by market risk include loans and borrowings, deposits and payables/receivables in foreign currencies.

Interest rate risk

Interest rate risk is the risk that the fair value or future cash flows of a financial instrument will fluctuate because of changes in market interest rates. The Company's exposure to the risk of changes in market interest rates relates primarily to the Company's long-term debt obligations with floating interest rates. The Company is carrying its borrowings primarily at variable rate. The Company expects the variable rate to decline, accordingly the Company is currently carrying its loans at variable interest rates.



Inovoa Hotels & Resorts Limited**Notes to financial statements for the year ended March 31, 2017***Rs. In lakhs*

	March 31, 2017	March 31, 2016	April 1, 2015
Variable rate borrowings	3,432.61	-	-
Fixed rate borrowings	64.49	161.32	152.15

Interest rate sensitivity

The following table demonstrates the sensitivity to a reasonably possible change in interest rates on that portion of loans and borrowings affected, after the impact of hedge accounting. With all other variables held constant, the Company's profit before tax is affected through the impact on floating rate borrowings, as follows:

	Increase/decrease in basis points	Effect on profit before tax
		<i>Rs. In lakhs</i>
31-Mar-17		
INR	50	14.27
INR	-50	(14.27)
31-Mar-16		
INR	50	-
INR	-50	-

Credit risk

Credit risk is the risk that counterparty will not meet its obligations under a financial instrument or customer contract, leading to a financial loss. The Company is exposed to credit risk from its operating activities (primarily trade receivables and deposits to landlords) and from its financing activities, including deposits with banks and financial institutions, foreign exchange transactions and other financial instruments.

Trade receivables and Security Deposits


Customer credit risk is managed by business through the Company's established policy, procedures and control relating to customer credit risk management. Credit quality of each customer is assessed and credit limits are defined in accordance with this assessment. Outstanding customer receivables and security deposits are regularly monitored.

An impairment analysis is performed for all major customers at each reporting date on an individual basis. In addition, a large number of minor receivables are grouped into homogenous group and assessed for impairment collectively. The calculation is based on historical data. The maximum exposure to credit risk at the reporting date is the carrying value of each class of financial assets disclosed in note 30. The Company evaluates the concentration of risk with respect to trade receivables as low, as its customers are located in several jurisdictions and industries and operate in largely independent markets.

Liquidity risk

The company's principal source of liquidity is cash and cash equivalents and the cash flow that is generated from operations. The company has no outstanding bank borrowings. The company believes that the working capital is sufficient to meet its current requirements. Accordingly, no liquidity risk is perceived

As of March 31, 2017, the Company had a working capital of Rs (76.87) lakhs including cash and cash equivalents of Rs. 117.28 lakhs. As of March 31, 2016, the Company had the Company had a working capital of Rs. (256.00) lakhs including cash and cash equivalents of Rs 66.68 lakhs.



Inovoa Hotels & Resorts Limited
Notes to financial statements for the year ended March 31, 2017

Foreign currency risk

Foreign currency risk is the risk that the fair value or future cash flows of an exposure will fluctuate because of changes in foreign exchange rates. The Company has no exposure in foreign currency.

(a) Trade receivables

Customer credit risk is managed by each business location subject to the Company's established policy, procedures and control relating to customer credit risk management. Credit quality of a customer is assessed and individual credit limits are defined in accordance with the assessment both in terms of number of days and amount.

An impairment analysis is performed at each reporting date on an individual basis for major clients. In addition, a large number of minor receivables are grouped into homogenous groups and assessed for impairment collectively. The maximum exposure to credit risk at the reporting date is the carrying value of each class of financial assets disclosed in Note 30. The Company does not hold collateral as security.

(b) Financial instruments and cash deposits

Credit risk from balances with banks and financial institutions is managed by the Company's treasury department in accordance with the Company's policy. Investment of surplus funds are made only with approved counterparties and within credit limits assigned to each counterparty. The Company's maximum exposure to credit risk for the components of the balance sheet at 31 March 2017 and 31 March 2016 is the carrying amount.


Rs. In lakhs

Ageing	March 31, 2017	March 31, 2016	April 1, 2015
Not due	-	-	-
0-60 days past due	33.89	53.30	73.46
61-120 days past due	4.98	26.17	2.89
121-180 days past due	2.05	3.96	2.85
180-365 days past due	1.59	3.84	1.65
365-730 days past due	1.62	0.50	0.00
more than 730 days	0.45	0.00	10.87

Expected credit loss for trade receivables under simplified approach

Rs. In lakhs

Ageing	March 31, 2017	March 31, 2016	April 1, 2015
Gross carrying amount	53.40	95.03	96.81
Expected credit losses	8.81	7.26	5.08
Carrying amount of trade receivables (net of impairment)	44.59	87.77	91.73



Innova Hotels & Resorts Limited

Notes to financial statements for the year ended March 31, 2017

Reconciliation of impairment of trade receivables


Loss allowance on 1 April 2015	5.08
Changes in loss allowance	2.18
Loss allowance on 31 March 2016	7.26
Changes in loss allowance	1.55
Loss allowance on 31 March 2017	8.81

Liquidity risk

The Company monitors its risk of a shortage of funds by estimating the future cash flows. The Company's objective is to maintain a balance between continuity of funding and flexibility through the use of bank overdrafts, cash credit facilities and bank loans. The Company assessed the concentration of risk with respect to refinancing its debt and concluded it to be low. The Company has access to a sufficient variety of sources of funding and debt maturity within 12 months can be rolled over with existing lenders.

The table below summarises the maturity profile of the Company's financial liabilities based on contractual undiscounted payments.

	<i>Rs. In Lakhs</i>					
	On demand	Less than 3 months	3 to 12 months	1 to 5 years	> 5 years	Total
Year ended March 31, 2017						
Borrowings(Other than preference share)	-	0.36	15.49	849.18	2,632.06	3,497.10
Trade and other payables	124.30	-	-	-	-	124.30
Other financial liabilities	75.32	-	-	-	-	75.32
	199.62	0.36	15.49	849.18	2,632.06	3,696.72
Year ended March 31, 2016						
Borrowings(other than preference share)	-	0.13	0.55	2.78	157.99	161.46
Trade and other payables	95.16	-	-	-	-	95.16
Other financial liabilities	162.63	-	-	-	-	162.63
	257.79	0.13	0.55	2.78	157.99	419.25
As at April 1, 2015						
Borrowings(other than preference share)	-	-	-	-	152.15	152.15
Trade and other payables	90.45	-	-	-	-	90.45
Other financial liabilities	81.29	-	-	-	-	81.29
	171.74	-	-	-	152.15	323.89



Inovoa Hotels & Resorts Limited
Notes to financial statements for the year ended March 31, 2017

32. Capital management

For the purpose of the Company's capital management, capital includes issued equity capital, share premium and all other equity reserves attributable to the equity holders of the Company. The primary objective of the Company's capital management is to maximise the shareholder value.

The Company manages its capital structure and makes adjustments in light of changes in economic conditions and the requirements of the financial covenants. To maintain or adjust the capital structure, the Company may adjust the dividend payment to shareholders, return capital to shareholders or issue new shares. The Company monitors capital using a gearing ratio, which is net debt divided by total capital plus net debt. The Company includes within net debt, interest bearing loans and borrowings, trade payables, less cash and cash equivalents.


Rs. In lakhs

	<u>March 31, 2017</u> Rs. in lakhs	<u>March 31, 2016</u> Rs. in lakhs	<u>April 1, 2015</u> Rs. in lakhs
Borrowings (other than preference share)	3,481.61	160.77	152.15
Trade payables (Note 15)	124.30	95.16	90.45
Other financial liabilities (Note 15)	90.81	163.19	81.29
Less: cash and cash equivalents (Note 8)	117.28	66.68	44.69
Net debt	3,579.44	352.44	279.21
Total capital(Including preference share)	2,242.60	5,733.22	6,093.58
Capital and net debt	5,822.05	6,085.67	6,372.79
	61%	6%	4%

In order to achieve this overall objective, the Company's capital management, amongst other things, aims to ensure that it meets financial covenants attached to the interest-bearing loans and borrowings that define capital structure requirements.

Breaches in meeting the financial covenants would permit the bank to immediately call loans and borrowings. There have been no breaches in the financial covenants of any interest-bearing loans and borrowing in the current period.

No changes were made in the objectives, policies or processes for managing capital during the years ended March 31, 2017 and 31 March 2016.



Inovoa Hotels & Resorts Limited
Notes to financial statements for the year ended March 31, 2017

33. First-time adoption of Ind AS

These financial statements, for the year ended 31 March 2017, are the first the Company has prepared in accordance with Ind AS. For periods up to and including the year ended 31 March 2016, the Group prepared its financial statements in accordance with accounting standards notified under section 133 of the Companies Act 2013, read together with paragraph 7 of the Companies (Accounts) Rules, 2014 (Indian GAAP).

Accordingly, the Company has prepared financial statements which comply with Ind AS applicable for periods ending on 31 March 2017, together with the comparative period data as at and for the year ended 31 March 2016, as described in the summary of significant accounting policies. In preparing these financial statements, the Company's opening balance sheet was prepared as at 1 April 2015, the Company's date of transition to Ind AS. This note explains the principal adjustments made by the Company in restating its Indian GAAP financial statements, including the balance sheet as at 1 April 2015 and the financial statements as at and for the year ended 31 March 2016.

Exemptions applied


Ind AS 101 allows first-time adopters certain exemptions from the retrospective application of certain requirements under Ind AS. The Company has applied the following exemptions:

- Property Plant & Equipment - As permitted by IND AS 101, the Company has elected to continue with the carrying values under previous GAAP for all the items of property, plant & equipment. The Same selection has been made in respect of Intangibles Assets. The Carrying value of property plant and equipment as aforesaid are after making adjustments relating to decommissioning liabilities
- Determining whether an arrangement contain a lease:- Appendix C to Ind AS 17 requires an entity to assess whether a contract or arrangement contains a lease. In accordance with Ind AS 17, this assessment should be carried out at the inception of the contract or arrangement. However, the Company has used Ind AS 101 exemption and assessed all arrangements based for embedded leases based on conditions in place as at the date of transition.

Estimates

The estimates at 1 April 2015 and at 31 March 2016 are consistent with those made for the same dates in accordance with Indian GAAP (after adjustments to reflect any differences in accounting policies) apart from impairment of financial assets based on expected credit loss model where application of Indian GAAP did not require estimation.

-----This space has been intentionally left blank-----




Inovoa Hotels & Resorts Limited

Notes to financial statements for the year ended March 31, 2017

Reconciliation of Balance sheet as at March 31, 2016 and April 1, 2015 (date of transition to Ind AS)

Rs. In Lakhs


	March 31, 2016			April 1, 2015		
	Previous GAAP	Adjustment	Ind AS	Previous GAAP	Adjustment	Ind AS
ASSETS						
Non-current assets						
Property, plant and equipment	5,812.45	-	5,812.45	6,111.69	-	6,111.69
Intangible assets	9.41	-	9.41	12.64	-	12.64
Financial assets	-	-	-	-	-	-
Other financial assets	160.65	-	160.65	147.90	-	147.90
Other non-current assets	14.19	-	14.19	30.06	-	30.06
	5,996.69	-	5,996.69	6,302.29	-	6,302.29
Current assets						
Inventories	25.46	-	25.46	19.34	-	19.34
Financial assets						
Trade receivables	95.03	(7.26)	87.77	96.81	(5.08)	91.73
Cash and Cash equivalents	66.68	-	66.68	44.69	-	44.69
Other financial assets	7.05	-	7.05	8.85	-	8.85
Other current assets	20.69	-	20.69	35.50	-	35.50
	214.91	(7.26)	207.65	205.24	(5.08)	200.16
Total Assets	6,211.60	(7.26)	6,204.34	6,507.53	(5.08)	6,502.45



Inovoa Hotels & Resorts Limited

Notes to financial statements for the year ended March 31, 2017

EQUITY AND LIABILITIES						
Equity						
Equity Share capital	2,148.00	-	2,148.00	2,148.00	-	2,148.00
Other Equity	(1,515.08)	5,100.31	3,585.22	(1,620.03)	5,565.62	3,945.58
Total Equity	632.92	5,100.31	5,733.22	527.97	5,565.62	6,093.58
Liabilities						
Non-current liabilities						
Financial liabilities						
Borrowings	2.78	-	2.78	-	-	-
Long term provisions	4.68	-	4.68	4.47	-	4.47
Other non-current liabilities	-	-	-	48.02	-	48.02
	7.47	-	7.47	52.49	-	52.49
Current liabilities						
Financial liabilities						
Borrowings	5,265.55	(5,107.56)	157.99	5,722.85	(5,570.70)	152.15
Trade payables	95.16	-	95.14	90.45	-	90.43
Other financial liabilities	163.19	-	163.19	81.29	-	81.29
Other current liabilities	42.24	-	42.24	28.04	-	28.04
Provisions	5.09	-	5.09	4.45	-	4.45
	5,571.21	(5,107.56)	463.65	5,927.09	(5,570.70)	356.38
Total Liabilities	5,578.68	(5,107.56)	471.12	5,979.56	(5,570.70)	408.87
Total Equity and Liabilities	6,211.60	(7.26)	6,204.34	6,507.53	(5.08)	6,502.45




Inovoa Hotels & Resorts Limited
Notes to financial statements for the year ended March 31, 2017

Reconciliation of retained earnings as at March 31, 2016 and April 1, 2015 (date of transition to Ind AS)

(Rs. in lakhs)


Particulars	Retained earnings (Apr 15)	Profit for the year	Retained earnings (Mar 16)	Profit for the year
Balance as per Indian GAAP	(2,035.90)	104.95	(1,930.95)	(18.94)
	Opening Ind AS BS adjustments	Current year adjustments	Total	Current year adjustments
On account of fair valuation of loan from parent			-	
On account of interest expense debited to profit & loss due to fair valuation of loan from parent	(16.13)	(17.99)	(34.13)	(6.53)
On account of transaction cost amortisation	-	-	-	2.19
On account of creation of provision for expected credit losses	(5.08)	(2.18)	(7.26)	(1.56)
Total Deducted	(21.22)	(20.17)	(41.38)	(5.89)
Net impact	(21.22)	(20.17)	(41.38)	(5.89)
Balance as on 31st March 2016 as per Ind AS	(2,057.12)	84.78	(1,972.34)	(24.83)
Balance as per Note No.11	(2,057.12)	84.78	(1,972.34)	(24.83)



Inovoa Hotels & Resorts Limited
Notes to financial statements for the year ended March 31, 2017

Reconciliation of statement of profit and loss for the year ended March 31, 2016

Particulars	<i>Rs. In Lakhs</i>		
	Previous GAAP	Adjustments	Ind AS
Revenue From Operations	1,375.39	-	1,375.39
Other Income	8.14	-	8.14
Total Income	1,383.53	-	1,383.53
Expenses			
Cost of materials consumed	145.47	-	145.47
Employee benefits expense	312.28	0.67	312.95
Other expenses	506.78	2.18	508.96
Total expenses	964.53	2.85	967.38
Earnings before interest, tax, depreciation and amortisation (EBITDA)	419.00	(2.85)	416.15
Finance costs	16.46	17.99	34.45
Depreciation and amortization expense	329.04	-	329.04
Finance Income	(60.52)	-	(60.52)
Profit/(loss) before tax	134.02	(20.84)	113.18
Tax expense:			
(1) Current tax	29.07	-	29.07
Profit for the period	104.95	(20.84)	84.11
Other comprehensive income	-	-	-
Items that will not be reclassified to profit or loss	-	-	-
Remeasurements of defined benefit plans	-	0.67	0.67
Total Comprehensive Income for the period (Comprising Profit (Loss) and Other Comprehensive Income for the period)	104.95	(20.17)	84.78
Earnings per equity share:			
(1) Basic	0.49	-	0.39
(2) Diluted	0.49	-	0.39



Inovoa Hotels & Resorts Limited
Notes to financial statements for the year ended March 31, 2017

Footnotes to the reconciliation of equity as at April 1, 2015 and March 31, 2016 and profit or loss for the year ended March 31, 2016

I. Financial Assets

- Under Indian GAAP, the Company had created provision for impairment of receivables consists only in respect of specific amount for incurred losses. Under Ind AS, impairment allowance has been determined based on Expected Loss model (ECL). Due to ECL model, the Company impaired its trade receivable by Rs. 5.08 lakhs on 1 April 2015 which has been eliminated against retained earnings. Further during the year ended March 31, 2016 the Company has impaired the receivables amounting to Rs. 7.26 lakhs

II. Financial Liability

- Based on Ind AS-109, Financial Liabilities in form of loan from ultimate holding company has been accounted at fair value on the date of transition and subsequently measured at amortized cost using the effective interest rate method.

III. Deferred tax

Indian GAAP requires deferred tax accounting using the income statement approach, which focuses on differences between taxable profits and accounting profits for the period. Ind AS 12 requires entities to account for deferred taxes using the balance sheet approach, which focuses on temporary differences between the carrying amount of an asset or liability in the balance sheet and its tax base. The application of Ind AS 12 approach has resulted in recognition of deferred tax on new temporary differences which was not required under Indian GAAP.

IV. Defined benefit liabilities

Both under Indian GAAP and Ind AS, the Company recognized costs related to its post-employment defined benefit plan on an actuarial basis. Under Indian GAAP, the entire cost, including actuarial gains and losses, are charged to profit or loss. Under Ind AS, Remeasurement [comprising of actuarial gains and losses, the effect of the asset ceiling, excluding amounts included in net interest on the net defined benefit liability and the return on plan assets excluding amounts included in net interest on the net defined benefit liability] are recognized immediately in the balance sheet with a corresponding debit or credit to retained earnings through OCI. Thus the employee benefit cost is increased by INR 0.67 lakhs and Remeasurement gains/ losses on defined benefit plans of INR 0.67 lakhs has been recognized in the OCI.

V. Other comprehensive income

Under Indian GAAP, the Company has not presented other comprehensive income (OCI) separately. Hence, it has reconciled Indian GAAP profit or loss to profit or profit or loss as per Ind AS. Further, Indian GAAP profit or loss is reconciled to total comprehensive income as per Ind AS.- 1

VI. Statement of cash flows

The transition from Indian GAAP to Ind AS has not had a material impact on the statement of cash flows.



Inovoa Hotels & Resorts Limited
Notes to financial statements for the year ended March 31, 2017

34. The details of Specified Bank Notes (SBN) held and transacted during the period from 8th November, 2016 to 30th December, 2016 are as provided in the Table below:

	<i>Rs. In Lakhs</i>		
	SBNs	Other denomination notes	Total
Closing cash in hand as on 08 November 2016	4.52	0.62	5.14
(+) Permitted receipts	-	4.85	4.85
(-) Permitted payments	-	3.80	3.80
(-) Amount deposited in Banks	4.52	0.04	4.56
Closing cash in hand as on 30 December 2016	-	1.63	1.63


35. Segment Reporting

Hoteliering business is the company's only business segment and domestic operations is the only geographical segment and hence disclosure of segment wise information is not applicable under Ind AS 108 – "Operating Segments".

36. Supplementary Statutory Information

		<i>Rs. In lakhs</i>	
36.1	Earnings in foreign currency (receipt basis)	March 31, 2017	March 31, 2016
	Room, Restaurant and other services	276.89	302.70
		276.89	302.70
36.2	Expenditure in foreign currency (Accrual basis)	March 31, 2017	March 31, 2016
	Commission / Advertisement and business promotion	32.25	13.23
		32.14	13.23

37. The Company's holding company has confirmed that it shall provide continuing financial support to the Company to pay off its debts, as and when they fall due. Accordingly, these financial statements have been prepared on a going concern basis.



Inovoa Hotels & Resorts Limited
Notes to financial statements for the year ended March 31, 2017

38. Details of dues to Micro, Small and Medium Enterprises as per MSMED Act, 2006.

	March31, 2017	March31, 2016	March31, 2015
the principal amount and the interest due thereon remaining unpaid to any supplier as at the end of each accounting year	Nil	Nil	Nil
the amount of interest paid by the buyer in terms of section 16 of the Micro Small and Medium Enterprise Development Act, 2006 along with the amounts of the payment made to the supplier beyond the appointed day during each accounting year	Nil	Nil	Nil
the amount of interest due and payable for the period of delay in making payment (which have been paid but beyond the appointed day during the year) but without adding the interest specified under Micro Small and Medium Enterprise Development Act, 2006.	Nil	Nil	Nil
the amount of interest accrued and remaining unpaid at the end of each accounting year; and	Nil	Nil	Nil
the amount of further interest remaining due and payable even in the succeeding years, until such date when the interest dues as above are actually paid to the small enterprise for the purpose of disallowance as a deductible expenditure under section 23 of the Micro Small and Medium Enterprise Development Act, 2006	Nil	Nil	Nil

As per our report of even date

For Jain Jindal & Co.
 Firm Registration No. 025817N
 Chartered Accountants




Romesh Vijay
 Partner
 Membership No. 411274


**For and on behalf of the Board of Directors of
 Inovoa Hotels & Resorts Limited**



Sumant Jaidka
 Whole Time Director
 DIN : 05201572



Cyrus Mehernosh Madan
 Director
 DIN : 02695031




Pooja Bakshi
 Company Secretary



Inder Pal Batra
 Chief Financial Officer

Place : New Delhi
 Date : June 13, 2017