

INDEPENDENT AUDITOR'S REPORT

To The Members of Hyacinth Hotels Private Limited Report on the Audit of the Financial Statements

Opinion

We have audited the accompanying financial statements of Hyacinth Hotels Private Limited ("the Company"), which comprise the Balance Sheet as at March 31, 2022, and the Statement of Profit and Loss (including Other Comprehensive Income), the Statement the Cash Flow Statement and the Statement of Changes in Equity for the year then ended, and a summary of significant accounting policies and other explanatory information.

In our opinion and to the best of our information and according to the explanations given to us, the aforesaid financial statements give the information required by the Companies Act, 2013 ("the Act") in the manner so required and give a true and fair view in conformity with the Indian Accounting Standards prescribed under section 133 of the Act read with the Companies (Indian Accounting Standards) Rules, 2015, as amended, ("Ind AS") and other accounting principles generally accepted in India, of the state of affairs of the Company as at March 31, 2022, and its loss, total comprehensive loss, its cash flows and the changes in equity for the year ended on that date.

Basis for Opinion

We conducted our audit of the financial statements in accordance with the Standards on Auditing specified under section 143(10) of the Act (SAs). Our responsibilities under those Standards are further described in the Auditor's Responsibility for the Audit of the Financial Statements section of our report. We are independent of the Company in accordance with the Code of Ethics issued by the Institute of Chartered Accountants of India (ICAI) together with the ethical requirements that are relevant to our audit of the financial statements under the provisions of the Act and the Rules made thereunder, and we have fulfilled our other ethical responsibilities in accordance with these requirements and the ICAI's Code of Ethics. We believe that the audit evidence obtained by us is sufficient and appropriate to provide a basis for our audit opinion on the financial statements.


Emphasis of Matter

We draw attention to Note 28 of the financial statements, which sets out the Company's assessment of financial impact on account of COVID 19 pandemic situation. Based on the assessments, the management has concluded that the Company will be able to meet all of its obligations as well as recover the carrying amount of its assets as on March 31, 2022.

Our opinion is not modified in respect of this matter.

Information Other than the Financial Statements and Auditor's Report Thereon

- The Company's Board of Directors is responsible for the other information. The other information comprises the information included in the Board's Report, but does not include the financial statements and our auditor's report thereon.



Deloitte Haskins & Sells LLP

- Our opinion on the financial statements does not cover the other information and we do not express any form of assurance conclusion thereon.
- In connection with our audit of the financial statements, our responsibility is to read the other information and, in doing so, consider whether the other information is materially inconsistent with the financial statements or our knowledge obtained during the course of our audit or otherwise appears to be materially misstated.
- If, based on the work we have performed, we conclude that there is a material misstatement of this other information, we are required to report that fact. We have nothing to report in this regard.

Management's Responsibility for the Financial Statements

The Company's Board of Directors is responsible for the matters stated in section 134(5) of the Act with respect to the preparation of these financial statements that give a true and fair view of the financial position, financial performance including other comprehensive income, cash flows and changes in equity of the Company in accordance with the Ind AS and other accounting principles generally accepted in India. This responsibility also includes maintenance of adequate accounting records in accordance with the provisions of the Act for safeguarding the assets of the Company and for preventing and detecting frauds and other irregularities; selection and application of appropriate accounting policies; making judgments and estimates that are reasonable and prudent; and design, implementation and maintenance of adequate internal financial controls, that were operating effectively for ensuring the accuracy and completeness of the accounting records, relevant to the preparation and presentation of the financial statement that give a true and fair view and are free from material misstatement, whether due to fraud or error.

In preparing the financial statements, management is responsible for assessing the Company's ability to continue as a going concern, disclosing, as applicable, matters related to going concern and using the going concern basis of accounting unless management either intends to liquidate the Company or to cease operations, or has no realistic alternative but to do so.

Those Board of Directors are also responsible for overseeing the Company's financial reporting process.

Auditor's Responsibility for the Audit of the Financial Statements

Our objectives are to obtain reasonable assurance about whether the financial statements as a whole are free from material misstatement, whether due to fraud or error, and to issue an auditor's report that includes our opinion. Reasonable assurance is a high level of assurance, but is not a guarantee that an audit conducted in accordance with SAs will always detect a material misstatement when it exists. Misstatements can arise from fraud or error and are considered material if, individually or in the aggregate, they could reasonably be expected to influence the economic decisions of users taken on the basis of these financial statements.

As part of an audit in accordance with SAs, we exercise professional judgment and maintain professional skepticism throughout the audit. We also:

- Identify and assess the risks of material misstatement of the financial statements, whether due to fraud or error, design and perform audit procedures responsive to those risks, and obtain audit evidence that is sufficient and appropriate to provide a basis for our opinion. The risk of not detecting a material misstatement resulting from fraud is higher than for one resulting from error, as fraud may involve collusion, forgery, intentional omissions, misrepresentations, or the override of internal control.

Handwritten signature/initials



Deloitte Haskins & Sells LLP

- Obtain an understanding of internal financial control relevant to the audit in order to design audit procedures that are appropriate in the circumstances. Under section 143(3)(i) of the Act, we are also responsible for expressing our opinion on whether the Company has adequate internal financial controls system in place and the operating effectiveness of such controls.
- Evaluate the appropriateness of accounting policies used and the reasonableness of accounting estimates and related disclosures made by the management.
- Conclude on the appropriateness of management's use of the going concern basis of accounting and, based on the audit evidence obtained, whether a material uncertainty exists related to events or conditions that may cast significant doubt on the Company's ability to continue as a going concern. If we conclude that a material uncertainty exists, we are required to draw attention in our auditor's report to the related disclosures in the financial statements or, if such disclosures are inadequate, to modify our opinion. Our conclusions are based on the audit evidence obtained up to the date of our auditor's report. However, future events or conditions may cause the Company to cease to continue as a going concern.
- Evaluate the overall presentation, structure and content of the financial statements, including the disclosures, and whether the financial statements represent the underlying transactions and events in a manner that achieves fair presentation.

Materiality is the magnitude of misstatements in the financial statements that, individually or in aggregate, makes it probable that the economic decisions of a reasonably knowledgeable user of the financial statements may be influenced. We consider quantitative materiality and qualitative factors in (i) planning the scope of our audit work and in evaluating the results of our work; and (ii) to evaluate the effect of any identified misstatements in the financial statements.

We communicate with those charged with governance regarding, among other matters, the planned scope and timing of the audit and significant audit findings, including any significant deficiencies in internal control that we identify during our audit.

We also provide those charged with governance with a statement that we have complied with relevant ethical requirements regarding independence, and to communicate with them all relationships and other matters that may reasonably be thought to bear on our independence, and where applicable, related safeguards.

Report on Other Legal and Regulatory Requirements

1. As required by Section 143(3) of the Act, based on our audit we report that:
 - a) We have sought and obtained all the information and explanations which to the best of our knowledge and belief were necessary for the purposes of our audit.
 - b) In our opinion, proper books of account as required by law have been kept by the Company so far as it appears from our examination of those books.
 - c) The Balance Sheet, the Statement of Profit and Loss including Other Comprehensive Income, the Cash Flow Statement and Statement of Changes in Equity dealt with by this Report are in agreement with the books of account.
 - d) In our opinion, the aforesaid financial statements comply with the Ind AS specified under Section 133 of the Act.

Ke




- e) On the basis of the written representations received from the directors as on 31st March, 2022 taken on record by the Board of Directors, none of the directors is disqualified as on 31st March, 2022 from being appointed as a director in terms of Section 164(2) of the Act.
- f) With respect to the adequacy of the internal financial controls over financial reporting of the Company and the operating effectiveness of such controls, refer to our separate Report in "Annexure A". Our report expresses an unmodified opinion on the adequacy and operating effectiveness of the Company's internal financial controls over financial reporting.
- g) With respect to the other matters to be included in the Auditor's Report in accordance with the requirements of section 197(16) of the Act, as amended,

In our opinion and to the best of our information and according to the explanations given to us, no remuneration has been paid by the Company to its directors during the year.

- h) With respect to the other matters to be included in the Auditor's Report in accordance with Rule 11 of the Companies (Audit and Auditors) Rules, 2014, as amended in our opinion and to the best of our information and according to the explanations given to us:
 - i. The Company has disclosed the impact of pending litigations on its financial position in its financial statements. (Refer Note 30c)
 - ii. The Company did not have any long-term contracts including derivative contracts for which there were any material foreseeable losses. (Refer Note 42)
 - iii. There were no amounts which were required to be transferred to the Investor Education and protection fund by the Company. (Refer Note 43).
 - iv. (a) The Management has represented that, to the best of its knowledge and belief, as disclosed in the notes to the accounts, no funds (which are material either individually or in the aggregate) have been advanced or loaned or invested (either from borrowed funds or share premium or any other sources or kind of funds) by the Company to or in any other person(s) or entity(ies), including foreign entities ("Intermediaries"), with the understanding, whether recorded in writing or otherwise, that the Intermediary shall, directly or indirectly lend or invest in other persons or entities identified in any manner whatsoever by or on behalf of the Company ("Ultimate Beneficiaries") or provide any guarantee, security or the like on behalf of the Ultimate Beneficiaries.
 - (b) The Management has represented, that, to the best of its knowledge and belief, as disclosed in the notes to accounts, no funds (which are material either individually or in the aggregate) have been received by the Company from any person(s) or entity(ies), including foreign entities ("Funding Parties"), with the understanding, whether recorded in writing or otherwise, that the Company shall, directly or indirectly, lend or invest in other persons or entities identified in any manner whatsoever by or on behalf of the Funding Party ("Ultimate Beneficiaries") or provide any guarantee, security or the like on behalf of the Ultimate Beneficiaries.
 - (c) Based on the audit procedures that has been considered reasonable and appropriate in the circumstances, nothing has come to our notice that has caused us to believe that the representations under sub-clause (i) and (ii) of Rule 11(e), as provided under (a) and (b) above, contain any material misstatement.
 - v. The company has not declared or paid any dividend during the year and has not proposed final dividend for the year.

K




**Deloitte
Haskins & Sells LLP**

2. As required by the Companies (Auditor's Report) Order, 2020 ("the Order") issued by the Central Government in terms of Section 143(11) of the Act, we give in "Annexure B" a statement on the matters specified in paragraphs 3 and 4 of the Order.

For Deloitte Haskins & Sells LLP

Chartered Accountants

(Firm's Registration No. 117366W/W-100018)



A handwritten signature in black ink, appearing to read "Vijay Agarwal".

Vijay Agarwal

Partner

(Membership No. 094468)

(UDIN: 22094468AJSUHU2580)

A handwritten letter 'K' in black ink.

Place: New Delhi

Date: May 27, 2022

A handwritten signature in black ink, possibly initials.

Deloitte Haskins & Sells LLP

Annexure "B" TO The Independent Auditor's Report of Hyacinth Hotels Private Limited
(Referred to in paragraph 2 under 'Report on Other Legal and Regulatory Requirements' section
of our report of even date)

In terms of the information and explanations sought by us and given by the Company and the books of account and records examined by us in the normal course of audit and to the best of our knowledge and belief, we state that:

- (i)
 - a) A. The Company has maintained proper records showing full particulars, including quantitative details and situation of Property, Plant and Equipment and relevant details of right-of-use assets.
B. The Company has maintained proper records showing full particulars of intangible assets.
 - b) The Company has a program of verification of property, plant and equipment and relevant details of right-of-use assets so to cover all the items once every two years which, in our opinion, is reasonable having regard to the size of the Company and the nature of its assets. Pursuant to the program certain Property, Plant and Equipment were due for verification during the year and were physically verified by the Management during the year. According to the information and explanations given to us, no material discrepancies were noticed on such verification.
 - c) According to the information, explanations given to us, and based on the examination of the confirmation received by us from Axis Bank Limited in respect of buildings on leasehold land (other than properties where the Company is the lessee and the lease agreements are duly executed in favour of the Company) disclosed as property, plant and equipment in the financial statements, whose development agreement have been pledged as security for loan, is held in the name of the Company.
 - d) The Company has not revalued any of its property, plant and equipment (including Right of Use assets) and intangible assets during the year.
 - e) No proceedings have been initiated during the year or are pending against the Company as at March 31, 2022 for holding any benami property under the Benami Transactions (Prohibition) Act, 1988 (as amended in 2016) and rules made thereunder.
- (ii)
 - a) The inventories were physically verified during the year by the Management at reasonable intervals. In our opinion and according to the information and explanations given to us, the coverage and procedure of such verification by the Management is appropriate having regard to the size of the Company and the nature of its operations. No discrepancies of 10% or more in the aggregate for each class of inventories were noticed on such physical verification of inventories when compared with books of account.
 - b) According to the information and explanations given to us, at any point of time of the year, the Company has not been sanctioned any working capital facility from banks or financial institution and hence reporting under clause (ii) (b) of the Order is not applicable.
- (iii) The Company has not made any investments in, provided any guarantee or security, and granted any loans or advances in the nature of loans, secured or unsecured, to companies, firms, Limited Liability Partnerships or any other parties during the year, and hence reporting under clause (iii) of the Order is not applicable.

According to the information and explanation given to us, the Company has not granted any loans, made investments, provide guarantees under Section 185, or made investments under Section 186 of the Companies Act, 2013. As per Section 186 (11) read with Schedule VI,



Deloitte Haskins & Sells LLP

provisions of Section 186 with respect to loans and guarantees would not apply to the Company as the Company is providing infrastructural facilities.

- (v) The Company has not accepted any deposit or amounts which are deemed to be deposits. Hence, reporting under clause (v) of the Order is not applicable.
- (vi) The maintenance of cost records has not been specified for the activities of the Company by the Central Government under section 148(1) of the Companies Act, 2013.
- (vii) In respect of statutory dues:
 - a) Undisputed statutory dues, including Goods and Service tax, Provident Fund, Employees' State Insurance, Income-tax, Sales Tax, Service tax, Value Added Tax, cess and other material statutory dues applicable to the Company have generally been regularly deposited by it with the appropriate authorities.

There were no undisputed amounts payable in respect of Goods and Service tax, Provident Fund, Employees' State Insurance, Income-tax, Sales Tax, Service Tax, Value Added Tax, cess and other material statutory dues in arrears as at March 31, 2022 for a period of more than six months from the date they became payable.
 - b) There are no statutory dues referred to in sub-clause (a) above which have not been deposited on account of disputes as on March 31, 2022.
- (viii) There were no transactions relating to previously unrecorded income that were surrendered or disclosed as income in the tax assessments under the Income Tax Act, 1961 during the year.
- (ix)
 - a) In our opinion, the Company has not defaulted in the repayment of loans or other borrowings or in the payment of interest thereon to any lender during the year.
 - b) The Company has not been declared wilful defaulter by any bank or financial institution or government or any government authority.
 - c) To the best of our knowledge and belief, in our opinion, term loans availed by the Company were, applied by the Company during the year for the purposes for which the loans were obtained.
 - d) On an overall examination of the financial statements of the Company, funds raised on short-term basis have, prima facie, been used for funding of losses incurred during the year.
 - e) The Company did not have any subsidiary or associate or joint venture during the year and hence reporting under clause (ix)(e) of the Order is not applicable.
 - f) The Company has not raised loans during the year on the pledge of securities held in its subsidiaries or joint ventures or associate companies.
- (x)
 - a) The Company has not issued any of its securities (including debt instruments) during the year and hence reporting under clause (x)(a) of the Order is not applicable.
 - b) During the year the Company has not made any preferential allotment or private placement of shares or convertible debentures (fully or partly or optionally) and hence reporting under clause (x)(b) of the Order is not applicable to the Company.



Deloitte Haskins & Sells LLP

- (xi) a) To the best of our knowledge, no fraud by the Company and no material fraud on the Company has been noticed or reported during the year.
- b) To the best of our knowledge, no report under sub-section (12) of section 143 of the Companies Act has been filed in Form ADT-4 as prescribed under rule 13 of Companies (Audit and Auditors) Rules, 2014 with the Central Government, during the year and upto the date of this report.
- c) As represented to us by the Management, there were no whistle blower complaints received by the Company during the year.
- (xii) The Company is not a Nidhi Company and hence reporting under clause (xii) of the Order is not applicable.
- (xiii) In our opinion, the Company is in compliance with Section 177 and 188 of the Companies Act, where applicable, for all transactions with the related parties and the details of related party transactions have been disclosed in the financial statements etc. as required by the applicable accounting standards.
- (xiv) a) In our opinion the Company has an adequate internal audit system commensurate with the size and the nature of its business.
- b) We have considered, the internal audit reports issued to the Company during the year and covering the period upto September 2021 and the draft of the internal audit reports where issued after the balance sheet date covering the period October 2021 to March 2022 for the period under audit.
- (xv) In our opinion during the year the Company has not entered into any non-cash transactions with its directors or persons connected with its directors and hence provisions of section 192 of the Companies Act, 2013 are not applicable to the Company.
- (xvi) The Company is not required to be registered under section 45-IA of the Reserve Bank of India Act, 1934. Hence, reporting under clause (xvi)(a), (b) and (c) of the Order is not applicable.
- The Group does not have any CIC as part of the group and accordingly reporting under clause (xvi)(d) of the Order is not applicable.
- (xvii) The Company has not incurred any cash losses in the financial year covered by our audit but had incurred cash losses amounting to Rs. 328 lakhs in the immediately preceding financial year.
- (xviii) There has been no resignation of the statutory auditors of the Company during the year.
- (xix) On the basis of the financial ratios, ageing and expected dates of realization of financial assets and payment of financial liabilities, other information accompanying the financial statements and our knowledge of the Board of Directors and Management plans and based on our examination of the evidence supporting the assumptions, nothing has come to our attention, which causes us to believe that any material uncertainty exists as on the date of the audit report indicating that Company is not capable of meeting its liabilities existing at the date of balance sheet as and when they fall due within a period of one year from the balance sheet date. We, however, state that this is not an assurance as to the future viability of the Company. We further state that our reporting is based on the facts up to the date of the audit report and we



Deloitte Haskins & Sells LLP

neither give any guarantee nor any assurance that all liabilities falling due within a period of one year from the balance sheet date, will get discharged by the Company as and when they fall due.

- (xx) The Company was not having net worth of rupees five hundred crore or more, or turnover of rupees one thousand crore or more or a net profit of rupees five crore or more during the immediately preceding financial year and hence, provisions of Section 135 of the Act are not applicable to the Company during the year. Accordingly, reporting under clause 3(xx) of the Order is not applicable for the year.

For Deloitte Haskins & Sells LLP
Chartered Accountants
(Firm's Registration No. 117366W/W-100018)



A handwritten signature in black ink, appearing to read "Vijay Agarwal".

Vijay Agarwal
Partner
(Membership No. 094468)
(UDIN: 22094468AJSUHU2580)

 Place: New Delhi

Date: May 27, 2022



Deloitte Haskins & Sells LLP

**Annexure "A" TO The Independent Auditor's Report of Hyacinth Hotels Private Limited
(Referred to in paragraph 1(f) under 'Report on Other Legal and Regulatory Requirements'
section of our report of even date)**

**Report on the Internal Financial Controls Over Financial Reporting under Clause (i) of Sub-
section 3 of Section 143 of the Companies Act, 2013 ("the Act")**

We have audited the internal financial controls over financial reporting of Hyacinth Hotels Private Limited ("the Company") as of March 31, 2022 in conjunction with our audit of the Ind AS financial statements of the Company for the year ended on that date.

Management's Responsibility for Internal Financial Controls

The Company's management is responsible for establishing and maintaining internal financial controls based on the internal control over financial reporting criteria established by the Company considering the essential components of internal control stated in the Guidance Note on Audit of Internal Financial Controls Over Financial Reporting issued by the Institute of Chartered Accountants of India. These responsibilities include the design, implementation and maintenance of adequate internal financial controls that were operating effectively for ensuring the orderly and efficient conduct of its business, including adherence to company's policies, the safeguarding of its assets, the prevention and detection of frauds and errors, the accuracy and completeness of the accounting records, and the timely preparation of reliable financial information, as required under the Companies Act, 2013.

Auditor's Responsibility


Our responsibility is to express an opinion on the Company's internal financial controls over financial reporting of the Company based on our audit. We conducted our audit in accordance with the Guidance Note on Audit of Internal Financial Controls Over Financial Reporting (the "Guidance Note") issued by the Institute of Chartered Accountants of India and the Standards on Auditing prescribed under Section 143(10) of the Companies Act, 2013, to the extent applicable to an audit of internal financial controls. Those Standards and the Guidance Note require that we comply with ethical requirements and plan and perform the audit to obtain reasonable assurance about whether adequate internal financial controls over financial reporting was established and maintained and if such controls operated effectively in all material respects.

Our audit involves performing procedures to obtain audit evidence about the adequacy of the internal financial controls system over financial reporting and their operating effectiveness. Our audit of internal financial controls over financial reporting included obtaining an understanding of internal financial controls over financial reporting, assessing the risk that a material weakness exists, and testing and evaluating the design and operating effectiveness of internal control based on the assessed risk. The procedures selected depend on the auditor's judgement, including the assessment of the risks of material misstatement of the financial statements, whether due to fraud or error.

We believe that the audit evidence we have obtained, is sufficient and appropriate to provide a basis for our audit opinion on the Company's internal financial controls system over financial reporting.

Meaning of Internal Financial Controls Over Financial Reporting

A company's internal financial control over financial reporting is a process designed to provide reasonable assurance regarding the reliability of financial reporting and the preparation of financial statements for external purposes in accordance with generally accepted accounting principles. A company's internal financial control over financial reporting includes those policies and procedures that (1) pertain to the maintenance of records that, in reasonable detail, accurately and fairly reflect the transactions and dispositions of the assets of the company; (2) provide reasonable assurance that



Ke

Deloitte Haskins & Sells LLP

transactions are recorded as necessary to permit preparation of financial statements in accordance with generally accepted accounting principles, and that receipts and expenditures of the company are being made only in accordance with authorisations of management and directors of the company; and (3) provide reasonable assurance regarding prevention or timely detection of unauthorised acquisition, use, or disposition of the company's assets that could have a material effect on the financial statements.

Inherent Limitations of Internal Financial Controls Over Financial Reporting

Because of the inherent limitations of internal financial controls over financial reporting, including the possibility of collusion or improper management override of controls, material misstatements due to error or fraud may occur and not be detected. Also, projections of any evaluation of the internal financial controls over financial reporting to future periods are subject to the risk that the internal financial control over financial reporting may become inadequate because of changes in conditions, or that the degree of compliance with the policies or procedures may deteriorate.


Opinion

In our opinion, to the best of our information and according to the explanations given to us, the Company has, in all material respects, an adequate internal financial controls system over financial reporting and such internal financial controls over financial reporting were operating effectively as at March 31, 2022, based on the criteria for internal financial control over financial reporting established by the Company considering the essential components of internal control stated in the Guidance Note on Audit of Internal Financial Controls Over Financial Reporting issued by the Institute of Chartered Accountants of India.

For Deloitte Haskins & Sells LLP

Chartered Accountants

(Firm's Registration No. 117366W/W-100018)



A handwritten signature in black ink, appearing to read "Vijay Agarwal".

Vijay Agarwal

Partner

(Membership No. 094468)

(UDIN: 22094468AJSUHU2580)

Place: New Delhi

Date: May 27, 2022

Handwritten initials "AX" in black ink.

Hyacinth Hotels Private Limited
Balance Sheet as at March 31, 2022

	Notes	As at March 31, 2022 Rs in lakhs	As at March 31, 2021 Rs in lakhs
ASSETS			
Non-current assets			
(a) Property, plant and equipment	3	15,808.83	16,424.27
(b) Intangible assets	4	3.86	6.34
(c) Right to use asset	5	5,245.27	5,619.26
(d) Financial assets	6		
(i) Other non-current financial assets		1,085.74	974.65
(e) Deferred tax assets (net)	7.1	-	-
(f) Non-current tax assets (net)	7.2	127.64	257.56
(g) Other non-current assets	8	338.33	244.98
		<u>22,609.67</u>	<u>23,527.06</u>
Current assets			
(a) Inventories	9	54.46	66.59
(b) Financial assets	10		
(i) Trade receivables		290.49	426.73
(ii) Cash and cash equivalents		830.81	1,491.39
(iii) Other current financial assets		16.74	5.69
(c) Other current assets	11	158.53	228.36
		<u>1,351.03</u>	<u>2,218.76</u>
Total Assets		<u><u>23,960.70</u></u>	<u><u>25,745.82</u></u>
EQUITY AND LIABILITIES			
Equity			
(a) Equity Share capital	12	82.10	82.10
(b) Other equity	13	396.45	1,278.60
Total Equity		<u>478.55</u>	<u>1,360.70</u>
Liabilities			
Non-current liabilities			
(a) Financial liabilities	14		
(i) Borrowings		13,693.00	13,202.49
(ii) Lease liabilities		5,640.37	5,627.62
(iii) Other non-current financial liabilities		731.01	649.21
(b) Provisions	15	14.77	11.64
(c) Other non-current liabilities	16	1,837.01	1,978.32
		<u>21,916.16</u>	<u>21,469.28</u>
Current liabilities			
(a) Financial liabilities	17		
(i) Borrowings		637.81	1,376.17
(ii) Trade payables			
- total outstanding dues of micro enterprises and small enterprises		59.17	32.76
- total outstanding dues of creditors other than micro enterprises and small enterprises		519.20	1,107.91
(b) Other current liabilities	18	221.88	287.53
(c) Provisions	15	127.93	111.47
		<u>1,565.99</u>	<u>2,915.84</u>
Total Liabilities		<u><u>23,482.15</u></u>	<u><u>24,385.12</u></u>
Total Equity and Liabilities		<u><u>23,960.70</u></u>	<u><u>25,745.82</u></u>

1 to 45

The accompanying notes are an integral part of the financial statements

As per our report of even date

For Deloitte Haskins & Sells LLP
Chartered Accountants

Vijay Agarwal
Partner



Place : New Delhi
Date : May 27, 2022

For and on behalf of the Board of Directors of
Hyacinth Hotels Private Limited

Kapil Sharma
Director
DIN: 00352890

J.K. Chawla
Director
DIN: 00003022



Place : New Delhi
Date : May 27, 2022

Hyacinth Hotels Private Limited
Statement of Profit and Loss for the year ended March 31, 2022

	Notes	Year ended March 31, 2022 Rs in lakhs	Year ended March 31, 2021 Rs in lakhs
Revenue from operations	19	3,639.84	2,580.10
Other income	20	496.23	453.69
Total Income		4,136.07	3,033.79
Expenses			
Cost of food and beverages consumed	21	299.48	188.24
Employee benefits expense	22	627.95	495.31
Power and fuel	23(a)	392.08	274.72
Other expenses	23(b)	1,028.62	741.31
Total expenses		2,348.13	1,699.58
Earnings before depreciation and amortisation, finance cost, finance income and tax (EBITDA) (refer note 2.2 (p))		1,787.94	1,334.21
Finance costs	24	1,794.33	1,782.03
Finance income	25	(179.92)	(119.76)
Depreciation and amortization expense	26	1,054.90	1,128.56
Loss before tax		(881.37)	(1,456.62)
Tax expense:			
- Current tax	7.1	-	-
- Deferred tax	7.1	-	-
Loss for the year		(881.37)	(1,456.62)
Other comprehensive income			
(i) Items that will not be reclassified to profit or loss			
Remeasurements gain/(loss) of defined benefit plans		(0.78)	(0.05)
Total comprehensive loss for the year		(882.15)	(1,456.67)
Earning/(loss) per equity share			
(1) Basic	27	(10.74)	(17.74)
(2) Diluted	27	(10.74)	(17.74)

The accompanying notes are an integral part of the financial statements

1 to 45

As per our report of even date

For Deloitte Haskins & Sells LLP
Chartered Accountants

Vijay Agarwal
Partner



Place : New Delhi
Date : May 27, 2022

For and on behalf of the Board of Directors of
Hyacinth Hotels Private Limited

Kapil Sharma
Director
DIN: 00352890

Place : New Delhi
Date : May 27, 2022

J.K. Chawla
Director
DIN: 00003022



Hyacinth Hotels Private Limited
Statement of Changes in Equity for the year ended March 31, 2022

A. Equity Share Capital

Equity shares of Rs. 1 each issued, subscribed and fully paid

	No. of shares	Amount (Rs in lakhs)
At April 1, 2020	82,10,000	82.10
Issue of share capital	-	-
At March 31, 2021	82,10,000	82.10
Issue of share capital	-	-
At March 31, 2022	82,10,000	82.10

B. Other Equity

	Rs. in lakhs		
	Capital reserve	Reserves and Surplus Securities Premium	Other Equity
Balance at 1 April 2020	53.47	8,918.23	2,735.27
Loss for the year	-	(6,236.26)	(1,456.62)
Other comprehensive loss for the year	-	(1,456.62)	(0.05)
Balance at March 31, 2021	53.47	8,918.23	1,278.60
Loss for the year	-	(881.37)	(881.37)
Other comprehensive loss for the year	-	-	(0.78)
Balance at March 31, 2022	53.47	8,918.23	396.45

The accompanying notes are an integral part of the financial statements.

1 to 45

As per our report of even date

For Deloitte Haskins & Sells LLP
Chartered Accountants

Vijay Agarwal
Partner




Place : New Delhi
Date : May 27, 2022

For and on behalf of the Board of Directors of
Hyacinth Hotels Private Limited

Kapil Sharma
Director
DIN: 00352890

J.K. Chawla
Director
DIN: 00003022



Place : New Delhi
Date : May 27, 2022

Hyacinth Hotels Private Limited
Statement of Cash flow for the year ended March 31, 2022

	Year ended March 31, 2022 (Rs in lakhs)	Year ended March 31, 2021 (Rs in lakhs)
A. Cash flow from operating activities		
Loss before tax	(881.37)	(1,456.62)
Non-cash adjustments to reconcile loss before tax to net cash flows:		
Depreciation and amortisation expenses	1,054.90	1,128.56
Profit on sale of Property, plant and equipment	-	-
Unwinding of discount on security deposits	56.16	56.16
Finance income (including fair value change in financial instruments)	(153.09)	(113.84)
Finance costs (including fair value change in financial instruments)	1,772.45	1,772.79
Provision for gratuity	2.34	3.13
Provision for leave encashment	3.36	1.81
Excess provision/ credit balances written back	41.15	-
Provision for contingencies	13.10	13.12
Provision for doubtful debts	(36.93)	-
Operating profit before working capital changes:	1,872.07	1,405.11
Movements in working capital:		
Decrease in trade receivables	173.17	113.28
Increase in loans and advances and other current assets	(87.51)	(184.12)
Decrease in inventories	12.13	7.93
Decrease in liabilities and provisions	(728.59)	(192.19)
Cash Generated from Operations	1,241.27	1,150.01
Direct taxes paid (net of refunds)	129.92	42.56
Net cash flow from operating activities (A)	1,371.19	1,192.57
B. Cash flows used in investing activities		
Purchase of property, plant & equipment (adjustment of capital advances and capital creditors)	(62.46)	(57.59)
Investment in long term fixed deposits with banks	-	(18.09)
Interest received	38.78	12.33
Net Cash flow used in investing activities (B)	(24.21)	(63.35)
C. Cash flows used in financing activities*		
Payment of Lease Liabilities	(527.97)	(500.45)
Repayment of long term borrowings	(2,735.60)	(753.19)
Proceeds from long term borrowings	2,464.00	2,464.00
Repayment from short term borrowings	-	(229.98)
Interest paid	(1,207.99)	(755.72)
Net Cash flow used in financing activities (C)	(2,007.56)	224.66
Net (decrease)/increase in cash and cash equivalents (A + B + C)	(660.58)	1,353.88
Cash and cash equivalents at the beginning of the year	1,491.39	137.51
Cash and cash equivalents at the end of the year	830.81	1,491.39
Components of cash and cash equivalents (refer note 10)		
Cash on Hand	2.99	2.28
Balances with Scheduled Banks in		
- Current accounts	197.82	49.11
- Deposits with original maturity of less than three months	630.00	1,440.00
Total cash and cash equivalents	830.81	1,491.39

*There are no non-cash changes arising from financing activities.

The accompanying notes are an integral part of the financial statements.

1 to 45

As per our report of even date

For Deloitte Haskins & Sells LLP
Chartered Accountants

Vijay Agarwal
Partner



Place : New Delhi
Date : May 27, 2022

For and on behalf of the Board of Directors of
Hyacinth Hotels Private Limited

Kapil Sharma
Director
DIN: 00352890

Place : New Delhi
Date : May 27, 2022

J.K. Chawla
Director
DIN: 00003022



Hyacinth Hotels Private Limited

Notes to financial statements for the year ended March 31, 2022

1. Corporate Information

Hyacinth Hotels Private Limited (the Company) is a private company domiciled in India and is incorporated under the provisions of the Companies Act applicable in India. The registered office of the company is located at Asset No. 6, Aerocity Hospitality District, New Delhi 110037.

The principal activities of the Company are to carry out business of developing, owning, acquiring, renovating and promoting hotels, motels, resorts, restaurants, etc. under the brand name of Lemon Tree Premier.

The financial statements are approved for issue in accordance with a resolution of the directors on May 27, 2022.

2 Basis of preparation

2.1 Significant accounting policies

These financial statements are prepared in accordance with Indian Accounting Standard (IndAS), and the provisions of the Companies Act, 2013 ('the Act') (to the extent notified). The Ind AS are prescribed under Section 133 of the Act read with Rule 3 of the Companies (Indian Accounting Standards) Rules, 2015 and relevant amendment rules issued thereafter.

The financial statements have been prepared on a going concern basis using historical cost convention and on an accrual method of accounting, except for certain financial assets and liabilities which are measured at fair value/ amortised cost (refer note 33 below)

Accounting policies have been consistently applied except where a newly issued accounting standard is initially adopted or a revision to an existing account standard required a change to the accounting policy hitherto in use.

The financial statements are presented in Indian Rupees (INR) and all values are rounded to the nearest lakhs, except where otherwise indicated.

2.2 Summary of significant accounting policies

(a) Current versus non-current classification

The Company presents assets and liabilities in the balance sheet based on current/ non-current classification. An asset is treated as current when it is:

- Expected to be realised or intended to be sold or consumed in normal operating cycle
- Held primarily for the purpose of trading
- Expected to be realised within twelve months after the reporting period, or
- Cash or cash equivalent unless restricted from being exchanged or used to settle a liability for at least twelve months after the reporting period

Ke



Hyacinth Hotels Private Limited

Notes to financial statements for the year ended March 31, 2022

All other assets are classified as non-current.

A liability is current when:

- It is expected to be settled in normal operating cycle
- It is held primarily for the purpose of trading
- It is due to be settled within twelve months after the reporting period, or
- There is no unconditional right to defer the settlement of the liability for at least twelve months after the reporting period

The Company classifies all other liabilities as non-current.

Deferred tax assets and liabilities are classified as non-current assets and liabilities.

The operating cycle is the time between the acquisition of assets for processing and their realisation in cash and cash equivalents. The Company has identified twelve months as its operating cycle.

(b) Foreign currencies

Functional and presentation currency

The Company's financial statements are presented in INR, which is also the Company's functional currency. Presentation currency is the currency in which the company's financial statements are presented. Functional currency is the currency of the primary economic environment in which an entity operates and is normally the currency in which the entity primarily generates and expends cash. All the financial information presented in Indian Rupees (INR) has been rounded to the nearest of lakhs rupees, except where otherwise stated.

Transactions and balances

Transactions in foreign currencies are initially recorded by the Company's entities at their respective functional currency spot rates at the date the transaction first qualifies for recognition. However, for practical reasons, the Company uses an average rate if the average approximates the actual rate at the date of the transaction.

Monetary assets and liabilities denominated in foreign currencies are translated at the functional currency spot rates of exchange at the reporting date.

Exchange differences arising on settlement or translation of monetary items are recognized in profit or loss.

Non-monetary items that are measured in terms of historical cost in a foreign currency are translated using the exchange rates at the dates of the initial transactions. Non-monetary items measured at fair value in a foreign currency are translated using the exchange rates at the date when the fair value is determined. The gain or loss arising on translation of non-monetary items measured at fair value is treated in line with the recognition of the gain or loss on the change in fair value of the item (i.e., translation differences on items whose fair value gain or loss is recognised in OCI or profit or loss are also recognised in OCI or profit or loss, respectively).

Ke



Hyacinth Hotels Private Limited

Notes to financial statements for the year ended March 31, 2022

(c) Fair value measurement

The Company measures financial instruments at fair value at each balance sheet date except to certain instruments which are measured at Amortized cost/ historic cost.

Fair value is the price that would be received to sell an asset or paid to transfer a liability in an orderly transaction between market participants at the measurement date. The fair value measurement is based on the presumption that the transaction to sell the asset or transfer the liability takes place either:

- In the principal market for the asset or liability, or
- In the absence of a principal market, in the most advantageous market for the asset or liability

The principal or the most advantageous market must be accessible by the Company.

The fair value of an asset or a liability is measured using the assumptions that market participants would use when pricing the asset or liability, assuming that market participants act in their economic best interest.

A fair value measurement of a non-financial asset takes into account a market participant's ability to generate economic benefits by using the asset in its highest and best use or by selling it to another market participant that would use the asset in its highest and best use.

The Company uses valuation techniques that are appropriate in the circumstances and for which sufficient data are available to measure fair value, maximising the use of relevant observable inputs and minimising the use of unobservable inputs.

All assets and liabilities for which fair value is measured or disclosed in the financial statements are categorised within the fair value hierarchy, described as follows, based on the lowest level input that is significant to the fair value measurement as a whole:

- Level 1 — Quoted (unadjusted) market prices in active markets for identical assets or liabilities
- Level 2 — Valuation techniques for which the lowest level input that is significant to the fair value measurement is directly or indirectly observable
- Level 3 — Valuation techniques for which the lowest level input that is significant to the fair value measurement is unobservable.

For assets and liabilities that are recognised in the financial statements on a recurring basis, the Company determines whether transfers have occurred between levels in the hierarchy by re-assessing categorisation (based on the lowest level input that is significant to the fair value measurement as a whole) at the end of each reporting period.

The Company determines the policies and procedures for both recurring fair value measurement, such as derivative instruments and unquoted financial assets measured at fair value. External valuers are involved for valuation of significant assets and liabilities. The management selects external valuer on various criteria such as market knowledge, reputation, independence and whether professional standards are maintained by valuer. The management decides, after discussions with the Company's external valuers, which valuation techniques and inputs to use for each case.

At each reporting date, the management analyses the movements in the values of assets and liabilities which are required to be remeasured or re-assessed as per the Company's accounting policies. For this analysis, the management verifies the major inputs applied in the latest valuation by agreeing the information in the valuation computation to contracts and other relevant documents.

KE



Hyacinth Hotels Private Limited

Notes to financial statements for the year ended March 31, 2022

The management, in conjunction with the Company's external valuers, also compares the change in the fair value of each asset and liability with relevant external sources to determine whether the change is reasonable.

For the purpose of fair value disclosures, the Company has determined classes of assets and liabilities on the basis of the nature, characteristics and risks of the asset or liability and the level of the fair value hierarchy.

This note summarises accounting policy for fair value. Other fair value related disclosures are given in the relevant notes.

- Disclosures for valuation methods, significant estimates and assumptions (note 28)
- Quantitative disclosures of fair value measurement hierarchy (note 33)
- Financial instruments (including those carried at amortised cost) (note 33)

(d) Revenue recognition

The Company earns revenue primarily from the business of carrying developing, owning, acquiring, renovating and promoting hotels, motels, resorts, restaurants, etc. under the brand of Lemon Tree Premier.

The Company apply Ind AS 115 "Revenue from Contracts with Customers" which establishes a comprehensive framework to depict timing and amount of revenue to be recognised.

In arrangements for room revenue and related services, the Company has applied the guidance in Ind AS 115 for recognition of Revenue from contract with customer, by applying the revenue recognition criteria for each distinct performance obligation. The arrangements with customers generally meet the criteria for considering room revenue and related services as distinct performance obligations. For allocating the transaction price, the Company has measured the revenue in respect of each performance obligation of a contract at its relative standalone selling price. The price that is regularly charged for an item when sold separately is the best evidence of its standalone selling price.

Revenue is recognized to the extent that it is probable that the economic benefits will flow to the Company and the revenue can be reliably measured, regardless of when the payment is being made. Revenue is measured at the fair value of the consideration received or receivable, taking into account contractually defined terms of payment and excluding taxes or duty. The Company assesses its revenue arrangements against specific criteria to determine if it is acting as principal or agent. The Company has concluded that it is acting as a principal in all of its revenue arrangements. The specific recognition criteria described below must also be met before revenue is recognized.

Value added tax (VAT)/Goods & Service Tax(GST) is not received by the Company on its own account. Rather, it is tax collected on value added to the commodity by the seller on behalf of the government. Accordingly, it is excluded from revenue.

Rooms, Restaurant, Banquets and Other Services

Income from guest accommodation is recognized on a day to day basis after the guest checks into the Hotels and are stated net of allowances. Incomes from other services are recognized as and when services are rendered. Sales are stated exclusive of Value Added Taxes (VAT), Goods and Service tax and Luxury Tax. Difference of revenue over the billed as at the year-end is carried in financial statement as unbilled revenue separately.

K₂



Hyacinth Hotels Private Limited

Notes to financial statements for the year ended March 31, 2022

Sale of goods

Revenue from the sale of goods is recognised when the significant risks and rewards of ownership of the goods have passed to the buyer, sale of food and beverage are recognized at the points of serving these items to the guests. Sales are stated exclusive of VAT/Goods and Service Tax.

Interest income

For all financial instruments measured at amortized cost, interest income is recorded using the effective interest rate (EIR). EIR is the rate that exactly discounts the estimated future cash payments or receipts over the expected life of the financial instrument or a shorter period, where appropriate, to the net carrying amount of the financial asset or liability. Interest income is included in finance income in the income statement.

(e) **Taxes**

Taxes comprises current tax and deferred tax.

Current tax

The tax currently payable is based on taxable profit for the period/year. Taxable profit differs from 'profit before tax' as reported in the statement of profit and loss because of items of income or expense that are taxable or deductible in other years and items that are never taxable or deductible. The current tax is calculated using tax rates that have been enacted or substantively enacted by the end of the reporting period.

Current tax assets and liabilities are measured at the amount expected to be recovered from or paid to the taxation authorities. The tax rates and tax laws used to compute the amount are those that are enacted or substantively enacted, at the reporting date in the countries where the Company operates and generates taxable income.

Current tax relating to items recognised outside profit or loss is recognised outside profit or loss (either in other comprehensive income or in equity). Current tax items are recognised in correlation to the underlying transaction either in OCI or directly in equity. Management periodically evaluates positions taken in the tax returns with respect to situations in which applicable tax regulations are subject to interpretation and establishes provisions where appropriate.


Deferred tax

Deferred tax is provided using the balance sheet approach method on temporary differences between the tax bases of assets and liabilities and their carrying amounts for financial reporting purposes at the reporting date.

Deferred tax liabilities are recognised for all taxable temporary differences, except:

- When the deferred tax liability arises from the initial recognition of goodwill or an asset or liability in a transaction that is not a business combination and, at the time of the transaction, affects neither the accounting profit nor taxable profit or loss
- In respect of taxable temporary differences associated with investments in subsidiaries, and associates, when the timing of the reversal of the temporary differences can be controlled and it is probable that the temporary differences will not reverse in the foreseeable future

Ke



Hyacinth Hotels Private Limited

Notes to financial statements for the year ended March 31, 2022

Deferred tax assets are recognised for all deductible temporary differences, the carry forward of unused tax credits (including MAT Credit) and any unused tax losses. Deferred tax assets are recognised to the extent that it is probable that taxable profit will be available against which the deductible temporary differences, and the carry forward of unused tax credits and unused tax losses can be utilised, except:

- When the deferred tax asset relating to the deductible temporary difference arises from the initial recognition of an asset or liability in a transaction that is not a business combination and, at the time of the transaction, affects neither the accounting profit nor taxable profit or loss
- In respect of deductible temporary differences associated with investments in subsidiaries, and associates, deferred tax assets are recognised only to the extent that it is probable that the temporary differences will reverse in the foreseeable future and taxable profit will be available against which the temporary differences can be utilized

The carrying amount of deferred tax assets (including MAT credit available) is reviewed at each reporting date and reduced to the extent that it is no longer probable that sufficient taxable profit will be available to allow all or part of the deferred tax asset to be utilised. Unrecognised deferred tax assets are re-assessed at each reporting date and are recognised to the extent that it has become probable that future taxable profits will allow the deferred tax asset to be recovered.

Deferred tax assets and liabilities are measured at the tax rates that are expected to apply in the year when the asset is realised or the liability is settled, based on tax rates (and tax laws) that have been enacted or substantively enacted at the reporting date.

Deferred tax relating to items recognised outside profit or loss is recognised outside profit or loss (either in other comprehensive income or in equity). Deferred tax items are recognised in correlation to the underlying transaction either in OCI or directly in equity.

Deferred tax assets and deferred tax liabilities are offset if a legally enforceable right exists to set off current tax assets against current tax liabilities and the deferred taxes relate to the same taxable entity and the same taxation authority.

Tax benefits acquired as part of a business combination, but not satisfying the criteria for separate recognition at that date, are recognised subsequently if new information about facts and circumstances change. Acquired deferred tax benefits recognised within the measurement period reduce goodwill related to that acquisition if they result from new information obtained about facts and circumstances existing at the acquisition date.

If the carrying amount of goodwill is zero, any remaining deferred tax benefits are recognised in OCI/ capital reserve depending on the principle explained for bargain purchase gains. All other acquired tax benefits realised are recognised in profit or loss.


Value added taxes/goods and service tax paid on acquisition of assets or on incurring expenses

Expenses and assets are recognised net of the amount of Value added taxes/goods and service tax paid, except:

- When the tax incurred on a purchase of assets or services is not recoverable from the taxation authority, in which case, the tax paid is recognised as part of the cost of acquisition of the asset or as part of the expense item, as applicable
- When receivables and payables are stated with the amount of tax included

The net amount of tax recoverable from, or payable to, the taxation authority is included as part of receivables or payables in the balance sheet.

KA



(f) Property, plant and equipment (including Capital work in progress)

Plant and equipment is stated at cost, net of accumulated depreciation and accumulated impairment losses, if any. Such cost includes the cost of replacing part of the plant and equipment and borrowing costs for long-term construction projects if the recognition criteria are met. Such properties are classified to the appropriate categories of property, plant and equipment when completed and ready for intended use. Depreciation of these assets, on the same basis as other property assets, commences when the assets are ready for their intended use. Freehold land is not depreciated. Capital work in progress is stated at cost.

When significant parts of plant and equipment are required to be replaced at intervals, the Company depreciates them separately based on their specific useful lives. Likewise, when a major inspection is performed, its cost is recognised in the carrying amount of the plant and equipment as a replacement if the recognition criteria are satisfied. All other repair and maintenance costs are recognised in profit or loss as incurred.

The present value of the expected cost for the decommissioning of an asset after its use is included in the cost of the respective asset if the recognition criteria for a provision are met.

Depreciation on property, plant and equipment is provided as per schedule II of Companies Act, 2013 on Straight Line Method over its economic useful life of property, plant and equipment as follows:

Property, plant and equipment	Useful life considered (SLM)
Building	60 Years
Plant & Machinery	15 Years
Electrical installations and fittings	10 Years
Office Equipments	5 Years
Furniture and Fixtures	8 Years
Commercial Vehicle	6 Years
Private Vehicle	8 Years
Computers	3 Years
Crockery, cutlery and soft furnishings	3 Years

The Company, based on management estimates, depreciates certain items of building, plant and equipment over estimated useful lives which are lower than the useful life prescribed in Schedule II to the Companies Act, 2013. The management believes that these estimated useful lives are realistic and reflect fair approximation of the period over which the assets are likely to be used.

An item of property, plant and equipment and any significant part initially recognized is derecognized upon disposal or when no future economic benefits are expected from its use or disposal. Any gain or loss arising on derecognition of the asset (calculated as the difference between the net disposal proceeds and the carrying amount of the asset) is included in the income statement when the asset is derecognized.

The residual values, useful lives and methods of depreciation of property, plant and equipment are reviewed at each financial year end, and adjusted prospectively if appropriate.

Ke



Hyacinth Hotels Private Limited

Notes to financial statements for the year ended March 31, 2022

(g) Intangible assets

On transition to IND AS, the Company had elected to continue with the carrying value of all of its Intangible assets recognised as at April 1, 2015, measured as per the previous GAAP, and use that carrying value as the deemed cost of such Intangible asset

Intangible assets acquired separately are measured on initial recognition at cost. The cost of intangible assets acquired in a business combination is their fair value at the date of acquisition. Following initial recognition, intangible assets are carried at cost less any accumulated amortization and accumulated impairment losses. Internally generated intangibles, excluding capitalised development costs, are not capitalised and the related expenditure is reflected in profit or loss in the period in which the expenditure is incurred.

The useful lives of intangible assets are assessed as 3 years and the same shall be amortised on straight line basis over its useful life.

Intangible assets with indefinite useful lives are not amortized, but are tested for impairment annually at year end either individually or at the cash generating unit level. The assessment of indefinite life is reviewed annually to determine whether the indefinite life continues to be supportable. If not, the change in useful life from indefinite to finite is made on a prospective basis.

Gains or losses arising from derecognition of an intangible asset are measured as the difference between the net disposal proceeds and the carrying amount of the asset and are recognized in the income statement when the asset is derecognized.

(h) Borrowing costs

Borrowing cost includes interest expense as per Effective Interest Rate (EIR).

Borrowing costs directly attributable to the acquisition or construction of an asset that necessarily takes a substantial period of time to get ready for its intended use are capitalised as part of the cost of the asset until such time that the assets are substantially ready for their intended use. Where funds are borrowed specifically to finance a project, the amount capitalised represents the actual borrowing costs incurred. Where surplus funds are available out of money borrowed specifically to finance a project, the income generated from such current investments is deducted from the total capitalized borrowing cost. Where the funds used to finance a project form part of general borrowings, the amount capitalised is calculated using a weighted average of rates applicable to relevant general borrowings of the company during the year. Capitalisation of borrowing costs is suspended and charged to profit and loss during the extended periods when the active development on the qualifying assets is interrupted.

EIR is the rate that exactly discounts the estimated future cash payments or receipts over the expected life of the financial liability or a shorter period, where appropriate, to the amortised cost of a financial liability after considering all the contractual terms of the financial instrument.

(i) Leases

The Company assesses that the contract is, or contains, a lease if the contract conveys the right to control the use of an identified asset for a period of time in exchange for consideration. To assess whether a contract conveys the right to control the use of an identified asset, the Company assesses whether:

- (1) The contract involves the use of an identified asset,
- (2) The Company has substantially all of the economic benefits from use of the identified asset, and
- (3) The Company has the right to direct the use of the identified asset.

YK



Company as a lessee

The Company recognizes right-of-use asset representing its right to use the underlying asset for the lease term at the lease commencement date. The cost of the right-of-use asset measured at inception shall comprise of the amount of the initial measurement of the lease liability adjusted for any lease payments made at or before the commencement date plus any initial direct costs incurred. The right-of-use assets is subsequently measured at cost less any accumulated depreciation, accumulated impairment losses, if any and adjusted for any remeasurement of the lease liability. The right-of-use asset is depreciated from the commencement date over the shorter of the lease term and useful life of the underlying asset. Right-of-use assets are tested for impairment whenever there is any indication that their carrying amounts may not be recoverable. Impairment loss, if any, is recognised in the statement of profit and loss.

The Company measures the lease liability at the present value of the lease payments over the lease term. The lease payments are discounted using the interest rate implicit in the lease, if that rate can be readily determined. If that rate cannot be readily determined, the Company uses incremental borrowing rate. For leases with reasonably similar characteristics, the Company adopts the incremental borrowing rate for the entire portfolio of leases as a whole. The lease payments shall include fixed payments, variable lease payments, exercise price of a purchase option and payments of penalties for terminating the lease. The lease liability is subsequently remeasured by increasing the carrying amount to reflect interest on the lease liability, reducing the carrying amount to reflect the lease payments made and remeasuring the carrying amount to reflect any reassessment or lease modifications or to reflect revised in-substance fixed lease payments.

The Company recognises the amount of the re-measurement of lease liability as an adjustment to the right-of-use asset. Where the carrying amount of the right-of-use asset is reduced to zero and there is a further reduction in the measurement of the lease liability, the Company recognizes any remaining amount of the re-measurement in statement of profit and loss.

The Company has elected not to apply the requirements of Ind AS 116 to leases for which the underlying asset is of low value. The lease payments associated with these low value leases are recognized as an expense on a straight-line basis over the lease term.

Company as a lessor

Leases where the Company does not transfer substantially all the risks and rewards incidental to ownership of the asset are classified as operating leases. Lease rentals under operating leases are recognized as income on a straight-line basis over the lease term.

(j) Inventories

Stock of food & beverages, stores and operating supplies are valued at lower of cost and net realisable Value. Cost includes cost of purchase and other costs incurred in bringing the inventories to their present location and condition. Cost is determined on a first in first out basis. Net realisable value is the estimated selling price in the ordinary course of business less estimated cost of completion and estimated costs necessary to make sale.

Handwritten mark



Hyacinth Hotels Private Limited

Notes to financial statements for the year ended March 31, 2022

(k) Impairment of non-financial assets

The Company assesses at each reporting date whether there is an indication that an asset may be impaired. If any indication exists, or when annual impairment testing for an asset is required, the Company estimates the asset's recoverable amount. An asset's recoverable amount is the higher of an asset's or cash-generating unit's (CGU) fair valueless costs of disposal and its value in use. The recoverable amount is determined for an individual asset, unless the asset does not generate cash inflows that are largely independent of those from other assets or Company of assets. Where the carrying amount of an asset or CGU exceeds its recoverable amount, the asset is considered impaired and is written down to its recoverable amount. In assessing value in use, the estimated future cash flows are discounted to their present value using a pre-tax discount rate that reflects current market assessments of the time value of money and the risks specific to the asset. In determining net selling price, recent market transactions are taken into account, if available. If no such transactions can be identified, an appropriate valuation model is used. These calculations are corroborated by valuation multiples, quoted share prices for publicly traded companies or other available fair value indicators.

The Company bases its impairment calculation on detailed budgets and forecast calculations, which are prepared separately for each of the Company's CGUs to which the individual assets are allocated. These budgets and forecast calculations generally cover a period of five years. For longer periods, a long-term growth rate is calculated and applied to project future cash flows after the fifth year. To estimate cash flow projections beyond periods covered by the most recent budgets/forecasts, the Company extrapolates cash flow projections in the budget using a steady or declining growth rate for subsequent years, unless an increasing rate can be justified. In any case, this growth rate does not exceed the long-term average growth rate for the products, industries, or country in which the entity operates, or for the market in which the asset is used.

Impairment losses including impairment on inventories, are recognised in the statement of profit and loss.

For assets excluding goodwill, an assessment is made at each reporting date to determine whether there is an indication that previously recognised impairment losses no longer exist or have decreased. If such indication exists, the Company estimates the asset's or CGU's recoverable amount. A previously recognised impairment loss is reversed only if there has been a change in the assumptions used to determine the asset's recoverable amount since the last impairment loss was recognised. The reversal is limited so that the carrying amount of the asset does not exceed its recoverable amount, nor exceed the carrying amount that would have been determined, net of depreciation, had no impairment loss been recognised for the asset in prior years. Such reversal is recognised in the statement of profit or loss unless the asset is carried at a revalued amount, in which case, the reversal is treated as a revaluation increase.

(l) Provisions

(i) General

Provisions are recognised when the Company has a present obligation (legal or constructive) as a result of a past event, it is probable that an outflow of resources embodying economic benefits will be required to settle the obligation and a reliable estimate can be made of the amount of the obligation. The expense relating to a provision is presented in the statement of profit and loss net of any reimbursement.

The amount recognised as a provision is the best estimate of the consideration required to settle the present obligation at the end of the reporting period, taking into account the risks and uncertainties surrounding the obligation.

Ke



Hyacinth Hotels Private Limited

Notes to financial statements for the year ended March 31, 2022

If the effect of the time value of money is material, provisions are discounted using a current pre-tax rate that reflects, when appropriate, the risks specific to the liability. When discounting is used, the increase in the provision due to the passage of time is recognised as a finance cost.

Provisions are reviewed at the end of each reporting period and adjusted to reflect the current best estimate. If it is no longer probable that an outflow of resources would be required to settle the obligation, the provision is reversed.

(ii) Contingent Assets/ Liabilities

Contingent assets are not recognised. However, when realisation of income is virtually certain, then the related asset is no longer a contingent asset, and is recognised as an asset.

Contingent liabilities are disclosed in notes to accounts when there is a possible obligation arising from past events, the existence of which will be confirmed only by the occurrence or non-occurrence of one or more uncertain future events not wholly within the control of the Company or a present obligation that arises from past events where it is either not probable that an outflow of resources will be required to settle or a reliable estimate of the amount cannot be made.

(m) Retirement and other employee benefits

Retirement benefit in the form of provident fund is a defined contribution scheme. The Company has no obligation, other than the contribution payable to the provident fund. The Company recognizes contribution payable to the provident fund scheme as an expense, when an employee renders the related service. If the contribution payable to the scheme for service received before the balance sheet date exceeds the contribution already paid, the deficit payable to the scheme is recognized as a liability after deducting the contribution already paid. If the contribution already paid exceeds the contribution due for services received before the balance sheet date, then excess is recognized as an asset to the extent that the pre-payment will lead to, for example, a reduction in future payment or a cash refund.

Retirement benefit in the form of gratuity is a defined benefit scheme. Gratuity liability of employees is accounted for on the basis of actuarial valuation on projected unit credit method at the close of the year. Company's contribution made to Life Insurance Corporation is expensed off at the time of payment of premium.

Remeasurements, comprising of actuarial gains and losses, the effect of the asset ceiling, excluding amounts included in net interest on the net defined benefit liability and the return on plan assets (excluding amounts included in net interest on the net defined benefit liability), are recognised immediately in the balance sheet with a corresponding debit or credit to retained earnings through OCI in the period in which they occur. Remeasurements are not reclassified to profit or loss in subsequent periods.

Past service costs are recognised in profit or loss on the earlier of:

- The date of the plan amendment or curtailment, and
- The date that the Company recognises related restructuring costs

Net interest is calculated by applying the discount rate to the net defined benefit liability or asset. The Company recognises the following changes in the net defined benefit obligation as an expense in the statement of profit and loss:

- Service costs comprising current service costs, past-service costs, gains and losses on curtailments and non-routine settlements; and
- Net interest expense or income

Yg



Hyacinth Hotels Private Limited

Notes to financial statements for the year ended March 31, 2022

Retirement benefits in the form of Superannuation Fund is a defined contribution scheme and the contributions are charged to the statement of profit and loss of the year when the contributions to the respective funds are due. There are no other obligations other than the contribution payable to the respective trusts.

Short-term and other long-term employee benefits

A liability is recognised for benefits accruing to employees in respect of wages and salaries, annual leave and sick leave in the period the related service is rendered at the undiscounted amount of the benefits expected to be paid in exchange for that service.

Liabilities recognised in respect of short-term employee benefits are measured at the undiscounted amount of the benefits expected to be paid in exchange for the related service.

Liabilities recognised in respect of other long-term employee benefits are measured at the present value of the estimated future cash outflows expected to be made by the Group in respect of services provided by employees up to the reporting date.

The company treats leaves expected to be carried forward for measurement purposes. Such compensated absences are provided for based on the actuarial valuation using the projected unit credit method at the year-end. Remeasurement gains/losses are immediately taken to the statement of profit and loss and are not deferred. The company presents the entire leave as a current liability in the balance sheet, since it does not have an unconditional right to defer its settlement for 12 months after the reporting date. Where Company has the unconditional legal and contractual right to defer the settlement for a period beyond 12 months, the same is presented as non-current liability.

(n) Financial instruments

A financial instrument is any contract that gives rise to a financial asset of one entity and a financial liability or equity instrument of another entity.

Financial assets

Initial recognition and measurement


All financial assets are recognised initially at fair value plus, in the case of financial assets not recorded at fair value through profit or loss, transaction costs that are attributable to the acquisition of the financial asset. Purchases or sales of financial assets that require delivery of assets within a time frame established by regulation or convention in the market place (regular way trades) are recognised on the trade date, i.e., the date that the Company commits to purchase or sell the asset.

Subsequent measurement

For purposes of subsequent measurement, financial assets are classified in following categories:

- Debt instruments at amortised cost
- Debt instruments at fair value through other comprehensive income (FVTOCI)
- Debt instruments, derivatives and equity instruments at fair value through profit or loss (FVTPL)
- Equity instruments measured at fair value through other comprehensive income (FVTOCI)

KZ



Hyacinth Hotels Private Limited

Notes to financial statements for the year ended March 31, 2022

Debt instruments at amortised cost

A debt instrument is measured at the amortised cost if both the following conditions are met:

- a) The asset is held within a business model whose objective is to hold assets for collecting contractual cash flows, and
- b) Contractual terms of the asset give rise on specified dates to cash flows that are solely payments of principal and interest (SPPI) on the principal amount outstanding.

This category is the most relevant to the Company. After initial measurement, such financial assets are subsequently measured at amortised cost using the effective interest rate (EIR) method. Amortised cost is calculated by taking into account any discount or premium on acquisition and fees or costs that are an integral part of the EIR. The EIR amortisation is included in finance income in the profit or loss. The losses arising from impairment are recognised in the profit or loss. This category generally applies to trade and other receivables, loans to subsidiaries etc. For more information on receivables, refer to Note 10.

Debt instrument at FVTOCI

A debt instrument is classified as at the FVTOCI if both of the following criteria are met:

- a) The objective of the business model is achieved both by collecting contractual cash flows and selling the financial assets, and
- b) The asset's contractual cash flows represent SPPI.

Debt instruments included within the FVTOCI category are measured initially as well as at each reporting date at fair value. Fair value movements are recognized in the other comprehensive income (OCI). However, the Company recognizes interest income, impairment losses & reversals and foreign exchange gain or loss in the Statement of Profit and Loss. On derecognition of the asset, cumulative gain or loss previously recognised in OCI is reclassified from the equity to Statement of Profit and Loss. Interest earned whilst holding FVTOCI debt instrument is reported as interest income using the EIR method.

Debt instrument at FVTPL


FVTPL is a residual category for debt instruments. Any debt instrument, which does not meet the criteria for categorization as at amortized cost or as FVTOCI, is classified as at FVTPL.

In addition, the Company may elect to designate a debt instrument, which otherwise meets amortized cost or FVTOCI criteria, as at FVTPL. However, such election is allowed only if doing so reduces or eliminates a measurement or recognition inconsistency (referred to as 'accounting mismatch'). The Company has not designated any debt instrument as at FVTPL.

Debt instruments included within the FVTPL category are measured at fair value with all changes recognized in the P&L.

Equity investments

Equity instruments included within the FVTPL category are measured at fair value with all changes recognized in the P&L.



Hyacinth Hotels Private Limited

Notes to financial statements for the year ended March 31, 2022

Derecognition

A financial asset (or, where applicable, a part of a financial asset or part of a Company of similar financial assets) is primarily derecognised (i.e. removed from the Company's balance sheet) when:

- The rights to receive cash flows from the asset have expired, or
- The Company has transferred its rights to receive cash flows from the asset or has assumed an obligation to pay the received cash flows in full without material delay to a third party under a 'pass-through' arrangement; and either (a) the Company has transferred substantially all the risks and rewards of the asset, or (b) the Company has neither transferred nor retained substantially all the risks and rewards of the asset, but has transferred control of the asset.

Impairment of financial assets

In accordance with Ind AS 109, the Company applies expected credit loss (ECL) model for measurement and recognition of impairment loss on the following financial assets and credit risk exposure:

- a) Financial assets that are debt instruments, and are measured at amortised cost e.g., loans, debt securities, deposits, trade receivables and bank balance
- b) Financial assets that are debt instruments and are measured as at FVTOCI
- c) Trade receivables or any contractual right to receive cash or another financial asset

The Company follows 'simplified approach' for recognition of impairment loss allowance on trade receivables:

The application of simplified approach does not require the Company to track changes in credit risk. Rather, it recognises impairment loss allowance based on lifetime ECLs at each reporting date, right from its initial recognition.

Lifetime ECL are the expected credit losses resulting from all possible default events over the expected life of a financial instrument. The 12-month ECL is a portion of the lifetime ECL which results from default events that are possible within 12 months after the reporting date.

ECL is the difference between all contractual cash flows that are due to the Company in accordance with the contract and all the cash flows that the entity expects to receive (i.e., all cash shortfalls), discounted at the original EIR. When estimating the cash flows, an entity is required to consider:

- All contractual terms of the financial instrument (including prepayment, extension, call and similar options) over the expected life of the financial instrument. However, in rare cases when the expected life of the financial instrument cannot be estimated reliably, then the entity is required to use the remaining contractual term of the financial instrument
- Cash flows from the sale of collateral held or other credit enhancements that are integral to the contractual terms



Hyacinth Hotels Private Limited

Notes to financial statements for the year ended March 31, 2022

ECL impairment loss allowance (or reversal) recognized during the period is recognized as income/ expense in the statement of profit and loss (P&L). This amount is reflected under the head 'other expenses' in the P&L. The balance sheet presentation for various financial instruments is described below:

- Financial assets measured as at amortised cost, contractual revenue receivables and lease receivables: ECL is presented as an allowance, i.e., as an integral part of the measurement of those assets in the balance sheet. The allowance reduces the net carrying amount. Until the asset meets write-off criteria, the Company does not reduce impairment allowance from the gross carrying amount.
- Debt instruments measured at FVTOCI: There are no instruments measured at FVTOCI

Financial liabilities

Initial recognition and measurement

Financial liabilities are classified, at initial recognition, as financial liabilities at fair value through profit or loss, loans and borrowings, payables, or as derivatives designated as hedging instruments in an effective hedge, as appropriate.

All financial liabilities are recognised initially at fair value and, in the case of loans and borrowings and payables, net of directly attributable transaction costs.

The Company's financial liabilities include trade and other payables, loans and borrowings including bank overdrafts, financial guarantee contracts.

Subsequent measurement

The measurement of financial liabilities depends on their classification, as described below:
Financial liabilities at fair value through profit or loss



Financial liabilities at fair value through profit or loss include financial liabilities held for trading and financial liabilities designated upon initial recognition as at fair value through profit or loss. Financial liabilities are classified as held for trading if they are incurred for the purpose of repurchasing in the near term. This category also includes derivative financial instruments entered into by the Company that are not designated as hedging instruments in hedge relationships as defined by Ind AS 109.

Gains or losses on liabilities held for trading are recognised in the profit or loss.

Financial liabilities designated upon initial recognition at fair value through profit or loss are designated as such at the initial date of recognition, and only if the criteria in Ind AS 109 are satisfied. For liabilities designated as FVTPL, fair value gains/ losses attributable to changes in own credit risk are recognized in OCI. These gains/ loss are not subsequently transferred to P&L. However, the Company may transfer the cumulative gain or loss within equity. All other changes in fair value of such liability are recognised in the statement of profit or loss. The Company has not designated any financial liability as at fair value through profit and loss.

Financial liabilities at amortised cost

This is the category most relevant to the Company. After initial recognition, interest-bearing loans and borrowings are subsequently measured at amortised cost using the EIR method. Gains and losses are recognised in profit or loss when the liabilities are derecognised as well as through the EIR amortisation process.



Hyacinth Hotels Private Limited

Notes to financial statements for the year ended March 31, 2022

Amortised cost is calculated by taking into account any discount or premium on acquisition and fees or costs that are an integral part of the EIR. The EIR amortisation is included as finance costs in the statement of profit and loss.

This category generally applies to borrowings. For more information refer Note 14.

Financial guarantee

Financial guarantees issued by the Company on behalf of group companies are designated as 'Insurance Contracts'. The Company assess at the end of each reporting period whether its recognised insurance liabilities (if any) are adequate, using current estimates of future cash flows under its insurance contracts. If that assessment shows that the carrying amount of its insurance liabilities is inadequate in the light of the estimated future cash flows, the entire deficiency is recognised in profit or loss.

If a financial guarantee is an integral element of debts held by the entity, it is not accounted for separately.

Derecognition

A financial liability is derecognised when the obligation under the liability is discharged or cancelled or expires. When an existing financial liability is replaced by another from the same lender on substantially different terms, or the terms of an existing liability are substantially modified, such an exchange or modification is treated as the derecognition of the original liability and the recognition of a new liability. The difference in the respective carrying amounts is recognised in the statement of profit or loss.

Offsetting of financial instruments


Financial assets and financial liabilities are offset and the net amount is reported in the balance sheet if there is a currently enforceable legal right to offset the recognised amounts and there is an intention to settle on a net basis, to realise the assets and settle the liabilities simultaneously.

(o) Cash and cash equivalents

Cash and cash equivalent in the balance sheet comprise cash at banks and on hand and short-term deposits with an original maturity of three months or less, which are subject to an insignificant risk of changes in value.

(p) Measurement of EBITDA

The company has elected to present earnings before interest, tax, depreciation and amortization (EBITDA) as a separate line item on the face of the statement of profit and loss. The Company measures EBITDA on the basis of profit/(loss) from operations. In its measurement, the company does not include depreciation and amortisation, finance cost, finance income and tax.



Hyacynth Hotels Private Limited
Notes to financial statements for the year ended March 31, 2022

3 Property, plant and equipment

Particulars	Building on leasehold land (also refer note 41)	Plant and Machinery	Electrical fittings	Electrical equipments	Office equipments	Furniture and Fixtures	Crockery, cutlery and soft furnishings	Computers	Vehicles	Total
Cost										
At April 1, 2020	15,933.16	1,962.42	1,023.47	573.54	36.42	1,198.60	218.25	35.05	131.14	21,112.05
Additions	2.97	2.97	-	26.47	-	0.42	-	-	-	32.83
At March 31, 2021	15,936.13	1,965.39	1,023.47	600.01	36.42	1,199.02	218.25	35.05	131.14	21,144.88
Additions	6.03	29.71	-	25.35	0.75	0.62	-	-	-	62.46
At March 31, 2022	15,942.16	1,995.10	1,023.47	625.36	37.17	1,199.64	218.25	35.05	95.78	21,171.98
Accumulated Depreciation										
At April 1, 2020	1,282.79	681.43	596.48	277.27	28.29	830.46	218.25	32.91	22.04	3,969.92
Charge for the year	257.59	135.31	110.89	62.00	1.60	162.75	-	0.70	19.85	750.69
At March 31, 2021	1,540.38	816.74	707.37	339.27	29.89	993.21	218.25	33.61	41.89	4,720.61
Charge for the year	257.70	135.50	104.94	63.04	1.62	95.43	-	0.35	19.85	678.43
At March 31, 2022	1,798.08	952.24	812.31	402.31	31.51	1,088.64	218.25	33.96	25.85	5,363.15
Net Book value										
At March 31, 2022	14,144.08	1,042.86	211.16	223.05	5.66	111.00	-	1.09	69.93	15,808.83
At March 31, 2021	14,393.75	1,148.65	316.10	260.74	6.53	205.81	-	1.44	89.25	16,424.27

As at
March 31, 2022


As at
March 31, 2021

Plant, property and equipment

Notes

- Certain property, plant and equipment are pledged as collateral against borrowings, the details related to which have been described in note 14 on 'Borrowings'.
- The Property, Plant & Equipment are valued at cost. The company has not revalued these assets during the year.
- The lease agreement for leasehold properties on which building is constructed is registered in the name of the company.
- Refer Note 28 for Estimation of uncertainties related to global health pandemic on COVID-19 and critical judgements, estimates and assumptions wrt Impairment of Property Plant & Equipment.

K



Hyacinth Hotels Private Limited

Notes to financial statements for the year ended March 31, 2022

4 Intangible Assets

Rs. in lakhs

Particulars	Software	Total
Cost		
At April 1, 2020	46.10	46.10
Additions	-	-
At March 31, 2021	46.10	46.10
Additions	-	-
At March 31, 2022	46.10	46.10
Accumulated amortisation and impairment		
At April 1, 2020	35.88	35.88
Amortisation	3.88	3.88
At March 31, 2021	39.76	39.76
Amortisation	2.48	2.48
At March 31, 2022	42.24	42.24
Net Block		
At March 31, 2022	3.86	3.86
At March 31, 2021	6.34	6.34

Net book value

	As at March 31, 2022	As at March 31, 2021
Intangible assets	3.86	6.34

a) The Intangible assets are valued at cost. The company has not revalued these assets during the year.

5. Right of Use Assets

Rs. In lakhs

Particulars	Amount
Gross Carrying Amount (I)	
At April 1, 2020	9,919.07
Additions	-
At March 31, 2021	9,919.07
Additions	-
At March 31, 2022	9,919.07
Accumulated Depreciation (II)	
At April 1, 2020	3,925.82
Amortisation	373.99
At March 31, 2021	4,299.81
Amortisation	373.99
At March 31, 2022	4,673.80
III. Net Carrying amount(I-II)	
At March 31, 2022	5,245.27
At March 31, 2021	5,619.26

Net book value

	As at March 31, 2022	As at March 31, 2021
Right to Use Assets	5,245.27	5,619.26

Note:

- a) The lease agreement for leasehold properties is registered in the name of the company.
b) Right to Use assets are valued at cost. The company has not revalued these assets during the year.



Ke

Hyacinth Hotels Private Limited
Notes to financial statements for the year ended March 31, 2022

6 Financial assets

(i) Other non-current financial assets

Unsecured considered good
 Fixed deposits under lien*
 Interest accrued on fixed deposits
 Security deposits at amortized cost

	As at March 31, 2022 Rs in lakhs	As at March 31, 2021 Rs in lakhs
	20.09	20.09
	0.36	0.18
	1,065.29	954.38
	1,085.74	974.65

* Fixed deposits under lien includes deposits lien marked with banks against guarantees issued in favour of various Government departments.

Handwritten mark



Hyacinth Hotels Private Limited
Notes to financial statements for the year ended March 31, 2022

7.1 Deferred tax assets (net)

	As at March 31, 2022 Rs in lakhs	As at March 31, 2021 Rs in lakhs
Property, plant and equipment and intangible assets	2,077.14	1,987.95
Security deposits payable	317.33	300.78
Deferred tax liability	2,394.47	2,288.73
Impact of expenditure charged to the statement of profit and loss in the current/ earlier period but allowable for tax purposes on payment basis	14.52	13.64
Provision for doubtful debts and advances	20.38	30.66
Borrowing cost	21.20	14.59
Interest on Borrowing	148.00	126.53
Effect of unabsorbed depreciation and business loss*	1,706.67	1,648.19
Provision for gratuity	5.04	4.17
Provision for leave compensation	5.07	4.14
Security deposits receivable	443.45	420.31
Provision for slow moving inventory	0.56	0.56
Provision for contingency	29.57	25.94
Deferred tax asset	2,394.47	2,288.73
	-	-

* Deferred tax asset on losses and credits has been recognized to the extent of Deferred tax liability.

Reconciliation of tax expense and the accounting profit multiplied by India's domestic tax rate for March 31, 2022 and March 31, 2021:

	March 31, 2022	March 31, 2021
Loss before tax	(881.37)	(1,456.62)
Tax rate	27.82%	27.82%
Tax at statutory income tax rate	(245.20)	(405.23)
Unrecognized tax assets (net)	245.20	405.23
Net	-	-

7.2 Non-current tax assets (net)

	As at March 31, 2022 Rs in lakhs	As at March 31, 2021 Rs in lakhs
Advance income tax (net of provision for taxation)	127.64	257.56
	127.64	257.56

8 Other non-current assets

	As at March 31, 2022 Rs in lakhs	As at March 31, 2021 Rs in lakhs
Balance with statutory/ government authorities	25.00	25.00
Reserve for straightlining of rent receivable	313.33	219.98
Total	338.33	244.98

Ke



Hyacinth Hotels Private Limited
Notes to financial statements for the year ended March 31, 2022

9 Inventories
(valued at lower of cost and net realisable value, unless otherwise stated)

	As at March 31, 2022 Rs in lakhs	As at March 31, 2021 Rs in lakhs
Food and beverages (excluding liquor and wine)	8.31	9.58
Liquor and wine	18.46	25.27
Stores, cutlery, crockery, linen, provisions and others (valued at cost)	27.69	31.74
Total	54.46	66.59

(This space has been intentionally left blank)

K



Hyacinth Hotels Private Limited
Notes to financial statements for the year ended March 31, 2022

10 Financial assets

(i) Trade receivables*#

Trade receivables
 Secured, considered good
 Unsecured, considered good
 Trade Receivables which have significant increase in credit risk
Total

As at March 31, 2022 Rs in lakhs	As at March 31, 2021 Rs in lakhs
-	-
290.49	426.73
69.85	106.78
360.34	533.51

Impairment Allowance (Provision for expected credit loss)
 Unsecured, considered good
 Trade Receivables which have significant increase in credit risk
Total

-	-
(69.85)	(106.78)
(69.85)	(106.78)
290.49	426.73

Trade receivables from non related parties

290.49	426.73
290.49	426.73

No trade or other receivable are due from directors or other officers of the Company either severally or jointly with any other person. Nor any trade or other receivable are due from firms or private companies respectively in which any director is a partner, a director or a member. Trade receivables are non interest bearing and are generally on terms of 30 to 90 days from the date of invoice.

(This space has been intentionally left blank)

K2



Hyacinth Hotels Private Limited
Notes to financial statements for the year ended March 31, 2022

#Trade receivable ageing schedule based on the requirement of Schedule III

As at March 31, 2022

(Rs. in Lakhs)

Particulars	Current but not Due	Outstanding for following periods from due date of payment					Total
		Less than 6 months	6 months -1 year	1-2 years	2-3 years	More than 3 years	
(i) Undisputed Trade receivables –considered good	-	282.89	7.6	-	-	-	290.49
(ii) Undisputed Trade Receivables –which have significant increase in credit risk	-	1.64	0.09	3.19	64.93	-	69.85
(iii) Undisputed Trade Receivables –credit impaired	-	-	-	-	-	-	-
(iv) Disputed Trade Receivables–considered good	-	-	-	-	-	-	-
(v) Disputed TradeReceivables – which have significant increase in credit risk	-	-	-	-	-	-	-
(vi) Disputed TradeReceivables – credit impaired	-	-	-	-	-	-	-
Unbilled Revenue	-	-	-	-	-	-	-

As at March 31, 2021

(Rs. in Lakhs)

Particulars	Current but not Due	Outstanding for following periods from due date of payment					Total
		Less than 6 months	6 months -1 year	1-2 years	2-3 years	More than 3 years	
(i) Undisputed Trade receivables –considered good	-	322.37	49.59	54.77	-	-	426.73
(ii) Undisputed Trade Receivables –which have significant increase in credit risk	-	2.92	0.42	10.19	93.25	-	106.78
(iii) Undisputed Trade Receivables –credit impaired	-	-	-	-	-	-	-
(iv) Disputed Trade Receivables–considered good	-	-	-	-	-	-	-
(v) Disputed TradeReceivables – which have significant increase in credit risk	-	-	-	-	-	-	-
(vi) Disputed TradeReceivables – credit impaired	-	-	-	-	-	-	-
Unbilled Revenue	-	-	-	-	-	-	-



Y

Hyacinth Hotels Private Limited
Notes to financial statements for the year ended March 31, 2022

(ii) Cash and cash equivalents

Balance with banks

On current accounts	197.82	49.11
Deposits with original maturity of 3 months or less	630.00	1,440.00
Cash on hand	2.99	2.28
	830.81	1,491.39

	As At March 31, 2022 Rs in lakhs	As At March 31, 2021 Rs in lakhs
	197.82	49.11
	630.00	1,440.00
	2.99	2.28
	830.81	1,491.39

At March 31, 2022, the Company had available Rs. Nil (March 31, 2021: Rs. Nil) of undrawn committed borrowing facilities.

(iii) Other current financial assets

Interest accrued on fixed deposits

16.74	5.69
16.74	5.69

Break up of current financial assets carried at amortised cost

Trade receivables	290.49	426.73
Cash and cash equivalents	830.81	1,491.39
Interest accrued on fixed deposits	16.74	5.69
	1,138.05	1,923.81

	As At March 31, 2022 Rs in lakhs	As At March 31, 2021 Rs in lakhs
	16.74	5.69
	16.74	5.69

	As At March 31, 2022 Rs in lakhs	As At March 31, 2021 Rs in lakhs
	290.49	426.73
	830.81	1,491.39
	16.74	5.69
	1,138.05	1,923.81

Total other financial assets carried at amortised cost


11 Other current assets

Advances recoverable	48.12	95.43
Balance with statutory/ government authorities	70.05	97.52
Prepaid expenses	40.36	35.41
Total	158.53	228.36

	As At March 31, 2022 Rs in lakhs	As At March 31, 2021 Rs in lakhs
	48.12	95.43
	70.05	97.52
	40.36	35.41
	158.53	228.36

(This space has been intentionally left blank)

Handwritten mark



12 Equity Share capital

Authorised Share Capital
Equity shares of Rs 1 each

At April 1, 2020	
Increase during the year	
At March 31, 2021	
Increase/(decrease) during the year	
At March 31, 2022	

Equity shares

No. of shares	Rs in lakhs
87,80,000	87.80
87,80,000	87.80
87,80,000	87.80

Terms/rights attached to equity shares

The Company has only one class of equity shares having par value of Rs. 1 per share. Each holder of equity shares is entitled to one vote per share. In the event of liquidation of the company, the holders of equity shares will be entitled to receive remaining assets of the company, after distribution of all preferential amounts. The distribution will be in proportion to the number of equity shares held by the shareholders.

Issued equity capital

Equity shares of Rs. 1 each issued, subscribed and fully paid

At April 1, 2020	
Increase during the year	
At March 31, 2021	
Increase/(decrease) during the year	
At March 31, 2022	

No. of shares	Rs in lakhs
82,10,000	82.10
82,10,000	82.10
82,10,000	82.10

(a) Shares held by holding company

Equity shares of Re. 1 each fully paid up
Fleur Hotels Private Limited

As at March 31, 2022		As At March 31, 2021	
No. of shares	Rs in lakhs	No. of shares	Rs in lakhs
82,10,000	82.10	82,10,000	82.10

(b) Details of shareholders holding more than 5% shares in the company

(c) Equity shares of Rs. 1 each fully paid

Fleur Hotels Private Limited*

As at March 31, 2022		As at March 31, 2021	
No. of shares	% held	No. of shares	% held
82,10,000	100.00%	82,10,000	100.00%

*including 1 equity share held by nominee shareholder on behalf of the Company

(d) The Company has not issued Bonus Share, Share for consideration other than Cash and has not bought back shares during the period of five years immediately preceding the reporting date.

K2



Hyacinth Hotels Private Limited
Notes to financial statements for the year ended March 31, 2022

(e) Detail of shares held by promoters



As at March 31, 2022

S.No.	Promoter Name	Number of shares at the beginning of the year	Change during the year	Number of shares at the end of the year	Percentage of Total shares	Percentage change during the year
	1 Fleur Hotels Private Limited	82,10,000	-	82,10,000	100.00%	-
	Total	82,10,000	-	82,10,000	100.00%	

As at March 31, 2021

S.No.	Promoter Name	Number of shares at the beginning of the year	Change during the year	Number of shares at the end of the year	Percentage of Total shares	Percentage change during the year
	1 Fleur Hotels Private Limited	82,10,000	-	82,10,000	100.00%	-
	Total	82,10,000	-	82,10,000	100.00%	

K



13 Other equity

Securities Premium

At April 1, 2020
Increase during the year
At March 31, 2021
Increase/(decrease) during the year
At March 31, 2022

Rs in lakhs
8,918.23
-
8,918.23
-
8,918.23

Surplus in the Statement of Profit and Loss

At April 1, 2020
Loss for the year
At March 31, 2021
Loss for the year
At March 31, 2022

Rs in lakhs
(6,236.26)
(1,456.62)
(7,692.88)
(881.37)
(8,574.25)

Other comprehensive income

At April 1, 2020
Decrease during the year
At March 31, 2021
Increase during the year
At March 31, 2022

Rs in lakhs
(0.17)
(0.05)
(0.22)
(0.78)
(1.00)

Capital Reserve (equity component of loan from holding company)

At April 1, 2020
Increase/(Decrease) during the year
At March 31, 2021
Increase/(decrease) during the year
At March 31, 2022

Rs in lakhs
53.47
-
53.47
-
53.47

Other reserves

Securities Premium
Surplus in the Statement of Profit and Loss
Other comprehensive income
Capital Reserve (equity component of loan from holding company)

As At March 31, 2022	As At March 31, 2021
Rs in lakhs	Rs in lakhs
8,918.23	8,918.23
(8,574.25)	(7,692.88)
(1.00)	(0.22)
53.47	53.47
396.45	1,278.60

Securities premium: Securities premium comprises premium received on issue of shares.

Surplus in the Statement of Profit and Loss: Surplus in the Statement of Profit and Loss represents balances of profit and loss at each period/year end.

Capital Reserve: Capital reserve represents the equity component of loan from holding company, Fleur Hotels Private Limited.

Other comprehensive income: Other comprehensive income represents accumulated balances of Remeasurement (losses)/gains on defined benefit plans.

Ke



Hyacinth Hotels Private Limited
Notes to financial statements for the year ended March 31, 2022

14 Financial liabilities

(i) Borrowings

Non-current borrowings

Term Loans

Loans from Banks (Secured)

Axis Bank Limited (Refer note 1,2 & 3 below)
 Vehicle loans (Refer note 4 below)

Total non-current borrowings

Current maturity of loan from Bank

Axis Bank Limited (Refer note 1,2 & 3 below)
 Vehicle loans (Refer note 4 below)

Total current maturities

Less: Amount clubbed under "short term borrowings" (refer note 17(i))

Net current borrowings

	As at March 31, 2022 Rs in lakhs	As at March 31, 2021 Rs in lakhs
	13,656.75	13,143.51
	36.25	58.98
Total non-current borrowings	13,693.00	13,202.49
	616.00	1,356.84
	21.81	19.33
Total current maturities	637.81	1,376.17
Less: Amount clubbed under "short term borrowings" (refer note 17(i))	(637.81)	(1,376.17)
Net current borrowings	-	-



Ke



Footnotes to Note 14 "Borrowings"

Note	Lender	Amount Sanctioned	Carrying rate of Interest as at March 31, 2022	Carrying rate of Interest as at March 31, 2021	Repayment/ Modification of terms	Security/ Principal terms and conditions
1	Axis Bank Limited	16,248.00	7.75%	8.20%	Term Loan I & II Loan is repayable in 40 quarterly instalments with first instalment falling due after a period of 3 years from first disbursement. Term Loan III is repayable in 59 quarterly instalments commencing 6 months after first disbursement.	Rs in lakhs It is secured by way of: (a) A first part passu charge on the Borrower's properties & assets, both present & future, pertaining to the Lemon Tree Hotel project of the Company at Delhi Aerocity Hospitality District (Except Project Land). (b) A first part passu charge on Company's all revenues and bank accounts of the Company, the Escrow account and each of the other accounts are required to be maintained/ created by the borrower under any project document or contract. (c) Right of substitution provided by DIAL under tripartite agreement between DIAL, Hyacinth Hotels and the Lender. (d) Pledge of 51% equity shares of the Company in favour of security trustee i.e. Axis Trustee. However, during the year, 30% shareholding is pledged and against 21% shareholding, lien has been created in favour of Trustee on the basis of Non-disposable undertaking. (e) Corporate guarantee of Lemon Tree Hotels Limited and Fleur Hotels Private Limited. A non fund based facility of Rs. 3.00 crores from Axis bank Ltd. is secured by second charge, ceded by the term loan lenders, on the aforementioned entire properties, assets, bank accounts, revenues, right of substitution pertaining to Lemon Tree Hotel project at Delhi Aerocity (except Project land) including pledge of 30% equity shares and guarantee of the Fleur Hotels Private Limited, the maturity date of the TL1 loan is August 2024, for TL-2 is March 2024 & TL-3 loan of axis bank is April 2033.
2	Axis Bank Limited	2,464.00	7.35%	8.40%	WCTL is repayable in 48 equal monthly instalments. Tenor of loan is 5 years from the date of disbursement including 1 year of moratorium.	It is secured by- (a) 100% Credit Guarantee by NCGFC. (b) Second charge over all the borrower's properties and assets, both present and future, pertaining to Lemon Tree Hotel project, situated at Asset No. 6, Aerocity Hospitality District, New Delhi. (Except project land). (c) Second charge/ assignment of all the revenues of the borrower from the hotel or otherwise. (d) Second charge on all the HHPL's bank accounts including without limitation, the ESCROW account and each of the other account(s) required to be maintained/ created by the borrower under any project document or contract. (e) Second charge/ assignment/ security interest on HHPL's all rights, title, benefits, claims/demands under the development agreement, project documents, contracts, insurance policy and all licenses, permits, approvals and consents in respect of the project. (f) Extension of Right of Substitution provided by DIAL for the assets area 6 i.e the area where the hotel is operational. (g) Extension of pledge of 30% shares of HHPL in favour of Security Trustee. i.e. and NDU for 21% as extended for existing facilities. (h) All cashflows to be done through ESCROW Account.
3	Axis Bank Limited	2,464.00	7.35%		WCTL is repayable in 48 equal monthly instalments. Tenor of loan is 5 years from the date of disbursement including 2 year of moratorium.	
4	Vehicle loan (different banks)	-			These loans are repaid on agreed monthly instalments.	Vehicle loan is secured by hypothecation of underlying motor vehicle acquired out of such loans from Axis Bank Limited.

(i) The Company has not defaulted in the repayment of loans and interest as at Balance Sheet date.
(ii) Bank loans availed by the Company are subject to certain covenants relating to interest coverage ratio, debt service coverage ratio, capital gearing ratio, fixed assets coverage ratio.
(iii) The Company has compiled/taken waiver for the covenants from bank and financial institutions as per the terms of the loan agreement.
(iv) The Company has used borrowings from banks/financial institutions for the specific purpose of working capital requirement and/or setting new projects.



162

Hyacinth Hotels Private Limited
Notes to financial statements for the year ended March 31, 2022

(ii) Lease liabilities

Particular	As at	As at
	March 31, 2022	March 31, 2021
	Rs in lakhs	Rs in lakhs
Balance at beginning of the year	5,627.62	5,590.87
Interest accrued during the year (refer note 24)	540.72	537.20
Payment of lease liabilities	527.97	500.45
Balance at end of the year	5,640.37	5,627.62
Current	-	-
Non-Current	5,640.37	5,627.62

(iii) Other non-current financial liabilities

	As at	As at
	March 31, 2022	March 31, 2021
	Rs in lakhs	Rs in lakhs
Security deposits (From Lemon Tree Hotels Limited)	731.01	649.21
	731.01	649.21

15 Provisions

	As at	As at
	March 31, 2022	March 31, 2021
	Rs in lakhs	Rs in lakhs
Provision for gratuity (refer note 29)	18.13	15.01
Current	3.36	3.36
Non-current	14.77	11.64


	As at	As at
	March 31, 2022	March 31, 2021
	Rs in lakhs	Rs in lakhs
Provision for compensated absences	18.24	14.88
Current	18.24	14.88
Non-current	-	-

	As at	As at
	March 31, 2022	March 31, 2021
	Rs in lakhs	Rs in lakhs
Provision for contingencies (Refer note 30)	106.33	93.23
Current	106.33	93.23
Non-current	-	-
Total current	127.93	111.47
Total non-current	14.77	11.64

16 Other Non-current liabilities

	As at	As at
	March 31, 2022	March 31, 2021
	Rs in lakhs	Rs in lakhs
Unamortised portion of security deposits	1,837.01	1,978.32
	1,837.01	1,978.32

Handwritten mark



Hyacinth Hotels Private Limited
Notes to financial statements for the year ended March 31, 2022

17 Financial liabilities

(i) Short Term Borrowings

Current maturities of long-term borrowings (refer note 14(i))

As at March 31, 2022 Rs in lakhs	As at March 31, 2021 Rs in lakhs
637.81	1,376.17
637.81	1,376.17

(ii) Trade payables

Trade Payables*#

-Micro and small enterprises

-Other than Micro and small enterprises

*read with note 32

As at March 31, 2022 Rs in lakhs	As at March 31, 2021 Rs in lakhs
59.17	32.76
519.20	1,107.91
578.37	1,140.67

Trade payables

Trade payables to related parties (Holding company)

As at March 31, 2022 Rs in lakhs	As at March 31, 2021 Rs in lakhs
512.67	955.31
65.70	185.36
578.37	1,140.67

(This space has been intentionally left blank)

K



Hyacinth Hotels Private Limited
Notes to financial statements for the year ended March 31, 2022

Trade payables ageing schedule based on the requirement of Schedule III

As at March 31, 2022 (Rs. in Lakhs)

Particulars	Not Due	Outstanding for following periods from due date of payment				Total
		Less than 1 year	1-2 years	2-3 years	More than 3 years	
Total outstanding dues of micro enterprises and small enterprises	-	59.17	-	-	-	59.17
Total outstanding dues of creditors other than micro enterprises and small enterprises	189.68	255.27	12.36	29.73	32.16	519.20
Disputed dues of micro enterprises and small enterprises	-	-	-	-	-	-
Disputed dues of creditors other than micro enterprises and small enterprises	-	-	-	-	-	-

As at March 31, 2021 (Rs. in Lakhs)

Particulars	Not Due	Outstanding for following periods from due date of payment				Total
		Less than 1 year	1-2 years	2-3 years	More than 3 years	
Total outstanding dues of micro enterprises and small enterprises	-	32.76	-	-	-	32.76
Total outstanding dues of creditors other than micro enterprises and small enterprises	212.98	199.02	647.14	9.61	39.16	1,107.91
Disputed dues of micro enterprises and small enterprises	-	-	-	-	-	-
Disputed dues of creditors other than micro enterprises and small enterprises	-	-	-	-	-	-



K9

Hyacinth Hotels Private Limited
Notes to financial statements for the year ended March 31, 2022

18 Other current liabilities

Advance from customers
Unamortised portion of security deposits
Statutory dues (Provident fund, GST, TDS and other statutory dues)

	As at March 31, 2022 Rs in lakhs	As at March 31, 2021 Rs in lakhs
	49.89	130.33
	141.31	141.31
	30.68	15.89
	221.88	287.53

(This space has been intentionally left blank)

K2



Hyacinth Hotels Private Limited
Notes to financial statements for the year ended March 31, 2022

19 Revenue from operations

Revenue from operations

Sale of products and services

- Room rental
- Food and beverage (excluding liquor and wine)
- Liquor and wine
- Telephone and telex
- Other Services (including service charge income)

Other Operating Revenue

- Commission income

Revenue from operations

	For the year ended March 31, 2022	For the year ended March 31, 2021
	Rs in lakhs	Rs in lakhs
Room rental	2,792.08	2,112.74
Food and beverage (excluding liquor and wine)	505.09	267.18
Liquor and wine	95.14	37.64
Telephone and telex	0.12	0.68
Other Services (including service charge income)	247.34	161.70
Other Operating Revenue		
Commission income	0.07	0.16
Revenue from operations	3,639.84	2,580.10

20 Other income

- License fees received (refer note 30a)
- Excess provision/ credit balances written back
- Miscellaneous income
- Profit on sale of property, plant & equipment (net)
- Total**

	For the year ended March 31, 2022	For the year ended March 31, 2021
	Rs in lakhs	Rs in lakhs
License fees received (refer note 30a)	451.13	451.13
Excess provision/ credit balances written back	41.15	-
Miscellaneous income	3.42	2.56
Profit on sale of property, plant & equipment (net)	0.53	-
Total	496.23	453.69

21 Cost of food and beverages consumed

(a) Consumption of food & beverages excluding liquor & wine

- Inventory at the beginning of the year
- Add: Purchases

- Less: Inventory at the end of the year
- Cost of food and beverage consumed

- (b) Consumption of liquor & wine**
- Inventory at the beginning of the year
- Add: Purchases

- Less: Inventory at the end of the year
- Cost of liquor and wine consumed

	For the year ended March 31, 2022	For the year ended March 31, 2021
	Rs in lakhs	Rs in lakhs
Inventory at the beginning of the year	9.58	13.48
Add: Purchases	268.94	175.35
	278.52	188.83
Less: Inventory at the end of the year	8.31	9.58
Cost of food and beverage consumed	270.21	179.25
(b) Consumption of liquor & wine		
Inventory at the beginning of the year	25.27	31.20
Add: Purchases	22.46	3.06
	47.73	34.26
Less: Inventory at the end of the year	18.46	25.27
Cost of liquor and wine consumed	29.27	8.99
Total	299.48	188.24

22 Employee benefit expense

- Salaries, wages and bonus
- Contribution to provident fund and other funds
- Staff recruitment and training expenses
- Gratuity expense
- Leave compensation expenses
- Staff welfare expenses
- Total**


	For the year ended March 31, 2022	For the year ended March 31, 2021
	Rs in lakhs	Rs in lakhs
Salaries, wages and bonus	546.28	431.01
Contribution to provident fund and other funds	48.08	44.65
Staff recruitment and training expenses	0.16	0.02
Gratuity expense	3.51	3.13
Leave compensation expenses	4.34	2.39
Staff welfare expenses	25.58	14.11
Total	627.95	495.31

23(a) Power and fuel

- Power and fuel

	For the year ended March 31, 2022	For the year ended March 31, 2021
	Rs in lakhs	Rs in lakhs
Power and fuel	392.08	274.72
	392.08	274.72

Ke



Hyacinth Hotels Private Limited
Notes to financial statements for the year ended March 31, 2022

23(b) Other expenses

	For the year ended March 31, 2022 Rs in lakhs	For the year ended March 31, 2021 Rs in lakhs
Consumption of stores, cutlery, crockery, linen, provisions and others	58.88	45.77
Linen & uniform washing and laundry expenses	63.63	41.00
Guest transportation	11.85	4.09
Spa expenses	0.95	-
Subscription charges	11.51	8.86
Repair and maintenance		
- Buildings	22.88	3.10
- Plant and machinery	47.95	31.41
- Others	79.44	55.20
Rates and taxes	78.12	84.27
Insurance	13.17	13.78
Communication costs	18.87	21.43
Printing and stationery	13.60	8.94
Traveling and conveyance	0.68	0.41
Vehicle running and maintenance	20.15	11.29
Advertising and sales promotion	122.46	79.13
Management & incentive fees	183.15	125.51
Commission -other than sole selling agent	166.93	125.00
Security and cleaning expenses	47.78	36.27
Membership and subscriptions	0.85	1.16
Legal and professional fees	38.08	31.81
Freight and cartage	0.12	0.04
Payment to auditor (Refer note below)	8.00	8.00
Miscellaneous expenses	19.57	4.84
Total	1,028.62	741.31
Payment to auditor (excluding Goods and service tax)		
For statutory audit	6.75	6.75
For tax audit	1.25	1.25
	8.00	8.00

24 Finance costs

	For the year ended March 31, 2022 Rs in lakhs	For the year ended March 31, 2021 Rs in lakhs
Interest		
- on term loans from banks	1,143.49	1,147.57
- on vehicle loans	6.44	15.38
- Security deposits payable	81.80	72.65
- Lease liability (refer note 30a)	540.72	537.20
Bank charges (including commission on credit card collection)	21.88	9.23
Total	1,794.33	1,782.03

25 Finance income

	For the year ended March 31, 2022 Rs in lakhs	For the year ended March 31, 2021 Rs in lakhs
Interest Income on :		
- Interest on income tax refund	26.83	5.93
- Bank deposits	38.78	12.33
-Others	114.31	101.50
Total	179.92	119.76

26 Depreciation and amortization expense

	For the year ended March 31, 2022 Rs in lakhs	For the year ended March 31, 2021 Rs in lakhs
Depreciation on tangible assets (refer note 3)	678.43	750.69
Amortization on intangible assets (refer note 4)	2.48	3.88
Depreciation on right to use asset (refer note 5)	373.99	373.99
Total	1,054.90	1,128.56

K₂



Hyacinth Hotels Private Limited
Notes to financial statements for the year ended March 31, 2022

27 Earnings/(Loss) per share (Basic EPS And Diluted EPS)

Basic EPS amounts are calculated by dividing the profit/(loss) for the year attributable to equity holders of the company by the weighted average number of Equity shares outstanding during the year.

Diluted EPS amounts are calculated by dividing the profit attributable to equity holders of the company by the weighted average number of Equity shares outstanding during the year plus the weighted average number of Equity shares that would be issued on conversion of all the dilutive potential Equity shares into Equity shares.

The following reflects the income and share data used in the basic and diluted EPS computations:

	<u>For the year ended</u> March 31, 2022	<u>For the year ended</u> March 31, 2021
Profit/(loss) attributable to equity holders (for basic and diluted) (Rs. in lakhs)	(881.37)	(1,456.62)
Weighted average number of equity Shares (for basic and diluted earnings per share)*	82,10,000	82,10,000
Basic & Diluted EPS	(10.74)	(17.74)

*The weighted average number of shares takes into account the weighted average effect of changes in share transactions during the year. There have been no other transactions involving Equity shares or potential Equity shares between the reporting date and the date of authorisation of these financial statements.

K₂



28 Significant accounting judgements, estimates and assumptions

The preparation of the Company's financial statements requires management to make judgements, estimates and assumptions that affect the reported amounts of revenues, expenses, assets and liabilities, and the disclosure of contingent liabilities and other commitments. Uncertainty about these judgements, estimates and assumptions could result in outcomes that require a material adjustment to the carrying amount of assets or liabilities affected in future periods. Existing circumstances and assumptions about future developments, however, may change due to market changes or circumstances arising that are beyond the control of the Company. Such changes are reflected in the assumptions when they occur. The estimates and underlying assumptions are reviewed on an ongoing basis and the revisions to accounting estimates are recognized in the period in which the estimate is revised.

Estimation of Uncertainties related to global health pandemic on COVID-19

The COVID-19 pandemic is affecting major economic and financial markets, and virtually all industries and governments are facing challenges associated with the economic conditions resulting from efforts to address it. As the spread of the pandemic increased, entities are experiencing conditions often associated with a general economic downturn. In many countries, there has been severe disruption in regular business operations due to lockdown, travel bans, quarantines and other emergency measures. Currently there is a particularly high degree of uncertainty about the ultimate trajectory of the pandemic and the path and time needed for a return to a "steady state." The continuation of these circumstances could have a prolonged negative impact on the financial condition and results of operations.

For the year ended March 31, 2022, the Company has considered possible effects due to COVID 19 in its assessment of the going concern assumption and liquidity position for the next one year, recoverability of assets comprising Property, Plant and Equipment (PPE), Right-of-use (ROU) assets, trade receivables and investment in subsidiaries and associates (investments) as at the balance sheet date.

The Management have assessed the effect of these macro-economic conditions into their estimates of future cash flows to determine the values of the Company's assets including investments and liabilities. The Management has carefully considered these unique circumstances and risk exposures when analyzing how recent events may affect their financial reporting to develop estimates considering all available relevant information.

Specifically for investments, the Management has considered the following in its evaluation:

- The industry in which the investee entity operates
- The geographic location of the investee entity
- The size of the investee entity
- The quantitative significance of the investee entity
- Other factors specific to the investee entity
- Liquidity risk premiums
- Appropriateness of valuation techniques and inputs used including current market assessment of credit risk and liquidity risk.

While assessing the recoverable amount of PPE and investments, the Company has used significant assumptions such as hotel occupancy rates, average room rate per hotel, terminal growth rate and weighted average cost of capital. For assessing the recoverable amount of trade receivables, the Company has calculated the expected credit loss from the debtors considering amount to be realized from them in future after factoring the impact on credit risk due to COVID 19.

Management has also taken various cost savings initiatives which will have a positive impact going forward. Management believes that the easing of lockdown in India including domestic flight operations and expected increase in business travel would be beneficial for the Company.

[Handwritten signature]



Hyacinth Hotels Private Limited

Notes to financial statements for the year ended March 31, 2022

Management believes that it has taken into account the possible impact of known events arising from COVID 19 pandemic in the preparation of these financial statements. The associated economic impact of the pandemic is highly dependent on variables that are difficult to predict including the degree to which governments may further restrict business and other activities. The impact assessment of COVID 19 is a continuing process given the uncertainties associated with its nature and duration and actual results may differ materially from these estimates. The Company will continue to monitor any material changes to future economic conditions and any significant impact of these changes would be recognized in the financial statements as and when these material changes to economic conditions arise. The management believes that it will not have negative impact on future cash flows and the financial position of the Company.

Based on a collective assessment of the above factors management believes that the Company will continue as a going concern for the next one year, has enough liquidity to meet its obligations and based on fair value assessment will be able to recover the carrying amount of its assets as on March 31, 2022.

Critical judgements, estimates and assumptions

a. Impairment of property, plant and equipment

Each hotel property is an identifiable asset that generates cash inflows and is independent of the cash inflows of the other hotel properties, hence identified as cash generating units. The Company assesses the carrying amount of hotel properties (CGU) to determine whether there is any indication that those assets have suffered an impairment loss. Where the carrying amount of CGU exceeds its recoverable amount, the asset is considered impaired and is written down to its recoverable amount. An impairment loss (if any) is recognised in the statement of profit and loss.

While assessing the recoverable amount, the Company used the discounted cash flow approach including various significant estimates and assumptions such as forecast of future revenue, operating margins, growth rate and selection of the discount rates. The key assumptions used for the calculations are as follows:

Particulars	As at March 2022	As at March 31, 2021
Discount Rate (<i>pre tax rate of WACC</i>)	12%	12.00%
Long Term Growth Rate	5.00%	5.00%

As at March 31, 2022, the estimated recoverable amount of the CGU exceeded its carrying amount and the change in estimated future economic conditions on account of possible effects relating to COVID-19 is unlikely to cause the carrying amount to exceed the recoverable amount of the CGU.


b. Leases

The Company has taken certain land and land & building on long term lease basis. The lease agreements generally have an escalation clause and are generally non-cancellable. In assessing whether the Company is reasonably certain to exercise an option to extend a lease, or not to exercise an option to terminate a lease, it considers all relevant facts and circumstances that create an economic incentive for the Company to exercise the option to extend the lease, or not to exercise the option to terminate the lease. The Company evaluates if an arrangement qualifies to be a lease as per the requirements of IND AS 116. Identification of a lease requires judgment. The Company uses judgement in assessing the lease term and the applicable discount rate. The discount rate is generally based on the incremental borrowing rate.

c. Loss Allowance on trade receivables (Expected credit loss)

An impairment analysis of trade receivables is performed at each reporting period based on the Company's history of collections, customer's creditworthiness, existing market conditions as well as forward looking estimates. In calculating expected credit loss, the Company has also considered the likelihood of consequential default considering emerging situations due to COVID-19 and has taken into account estimates of possible effect from the pandemic relating to COVID-19. Basis this assessment, the allowance for doubtful trade receivables as at March 31, 2022 is considered adequate.

Handwritten signature



Hyacinth Hotels Private Limited

Notes to financial statements for the year ended March 31, 2022

29. Gratuity

The Company has a defined benefit gratuity plan. The gratuity plan is governed by the Payment of Gratuity Act, 1972. Under the act, employee who has completed five years of service is entitled to specific benefit. The level of benefits provided depends on the member's length of service and salary at retirement age. The Company makes provision of such gratuity asset/ liability in the books of accounts on the basis of actuarial valuation as per the Projected unit credit method.

Rs. in lakhs

	As at s at s at s at March 31, 2022	As at s at s at s at March 31, 2021
Gratuity plan	18.13	15.01
Total	18.13	15.01

[Handwritten mark]





Hyacinth Hotels Private Limited
Notes to financial statements for the year ended March 31, 2022

Changes in the defined benefit obligation and fair value of plan assets as at March 31, 2022:

Opening Balance	Cost charged to statement of profit or loss		Remeasurement gains/(losses) in other comprehensive income					Rs. in lakhs		
	Service cost	Net interest expense	Sub-total included in profit or loss	Benefits paid	Return on plan assets (excluding amounts included in net interest expense)	Remeasurement arising from changes in demographic assumptions	Remeasurement arising from changes in financial assumptions	Experience adjustments	Sub-total included in OCI	Contributions by employer
15.01	2.67	0.84	3.51	(1.16)	-	(0.29)	1.07	0.78	-	18.13
-	-	-	-	-	-	-	-	-	-	-
15.01	2.67	0.84	3.51	(1.16)	-	(0.29)	1.07	0.78	-	18.13

YK




Hyacinth Hotels Private Limited
Notes to financial statements for the year ended March 31, 2022

Changes in the defined benefit obligation and fair value of plan assets as at March 31, 2021:

Opening Balance	Cost charged to statement of profit or loss		Remeasurement gains/(losses) in other comprehensive income					Sub-total included in profit or loss	Benefits paid	Return on plan assets (excluding amounts included in net interest expense)	Remeasurement net arising from changes in demographic assumptions	Remeasurement arising from changes in financial assumptions	Experience adjustments	Sub-total included in OCI	Contributions by employer	March 31, 2021
	Service cost	Net interest expense	Net interest expense	Return on plan assets (excluding amounts included in net interest expense)	Remeasurement net arising from changes in demographic assumptions	Remeasurement arising from changes in financial assumptions	Experience adjustments									
11.83	2.49	0.64	3.13	-	0.25	(0.20)	-	-	-	0.05	-	-	-	-	15.01	
-	-	-	-	-	-	-	-	-	-	-	-	-	-	-	-	
11.83	2.49	0.64	3.13	-	0.25	(0.20)	-	-	-	0.05	-	-	-	-	15.01	

Xe



Hyacinth Hotels Private Limited

Notes to financial statements for the year ended March 31, 2022

The major categories of plan assets of the fair value of the total plan assets are as follows:

	March 31, 2022	March 31, 2021
Unquoted investments:		
Asset invested in Plan	-	-
Total	-	-

The principal assumptions used in determining gratuity obligations for the Company's plans are shown below:

	March 31, 2022	March 31, 2021
Discount rate:		
Pension plan	6.10%	5.60%
Future salary increases:		
Pension plan	5.00%	5.00%
Life expectation for pensioners:		
Pension plan	Years	Years
Male	60	60
Female	60	60

A quantitative sensitivity analysis for significant assumption as at March 31, 2022 is as shown below:

India gratuity plan:

Assumptions	Rs in lakhs			
	March 31, 2022	March 31, 2022	March 31, 2022	March 31, 2022
	Discount rate		Future salary increases	
Sensitivity Level	1% increase	1% decrease	1% increase	1% decrease
Impact on defined benefit obligation	(0.55)	0.59	0.59	(0.56)

Ke



Hyacinth Hotels Private Limited
Notes to financial statements for the year ended March 31, 2022

	Rs in lakhs			
	March 31, 2021	March 31, 2021	March 31, 2021	March 31, 2021
Assumptions	Discount rate		Future salary increases	
Sensitivity Level	1% increase	1% decrease	1% increase	1% decrease
Impact on defined benefit obligation	(0.52)	0.27	0.27	(0.52)

The sensitivity analysis above have been determined based on a method that extrapolates the impact on defined benefit obligation as a result of reasonable changes in key assumptions occurring at the end of the reporting period.

The following payments are expected contributions to the defined benefit plan in future years:

Duration (Years)	Rs. in lakhs	
	Year ended March 31, 2022	Year ended March 31, 2021
1	4.73	4.62
2	3.82	3.40
3	3.14	2.51
4	2.47	1.85
5	1.92	1.36
Above 5	6.45	2.98
Total expected payments	22.53	16.72

The average duration of the defined benefit plan obligation at the end of the reporting period is 5 years (March 31, 2021: 3.81 years).

30. Commitments and contingencies

a. Leases

The Company has obtained lease contract on lease hold land situated at Aerocity, New Delhi. The companies obligation under its lease are secured by the lessor's title to the leased asset. The company applies the 'short term lease' and 'lease of low value assets' recognition exemptions for the lease. Refer note no. 5 for carrying value of right to use assets recognised and the movement during the year.

The weighted average of incremental borrowing rate applied to lease liabilities is 9.60%.

Company as a lessor:

The Company has subleased the lease hold land to Lemon tree Hotels Limited. The company has created Reserve for straight lining of rent receivable prospectively due to straight lining of lease rental revenue.

Ke



Hyacinth Hotels Private Limited
Notes to financial statements for the year ended March 31, 2022

Sub lease

The license fee recognised as income during the year for non-cancellable arrangements relating to provision for sub lease of Hotel as per the agreements is Rs.216.47 lakhs and Rs. 205.18 lakhs for the year ended March 31, 2022 and March 31, 2021 respectively.

(Rs in lakhs)

Particular	As at March 31, 2022	As at March 31, 2021
Future minimum lease payment receivable		
Not later than one year	228.37	216.47
Later than one year but not later than five years	1,046.21	991.66
Later than five years	3,402.10	3,685.01
Total	4,676.68	4,893.15

Reconciliation of sub lease income with agreement:-

(Rs in lakhs)

	For the year ended March 31, 2022	For the year ended March 31, 2021
Income for year as per Agreement	216.47	205.18
Adjustment of straight lining of lease rentals	234.66	245.95
	451.13	451.13

b. Commitments

Estimated amount of contracts remaining to be executed on capital account and not provided for:


At March 31, 2022, the Company had commitments of Rs. Nil (March 31, 2021: Nil)

c. Contingent liabilities

Legal claim contingency

During the earlier years, the Company has taken land on lease from Delhi International Airport (P) Ltd. (DIAL) for which South Delhi Municipal Corporation ('the Authority') has raised demand of Rs. 68.20 lakhs (for the financial Years 2010-11 to financial years 2013-2014) towards annual value in respect of the hotel property situated in Hospitality District, Aerocity. Considering that the area occupied by the Company is 59% of the hotel property, it has made provision of Rs. 106.33 lakhs (Refer note 31) in this regard.

K2



Hyacinth Hotels Private Limited
Notes to financial statements for the year ended March 31, 2022

d. Note on Provident Fund:

Based upon the legal opinion obtained by the management, Company is not required to create provisions in books of accounts in view of the judgement of the Hon'ble Supreme court in the case of Vivekananda Vidyamandir vs Regional Provident Fund Commissioner (II), West Bengal and subsequent dismissal of review petition by Hon'ble Supreme court in the case of review petition No. 001972-001973/2019 in civil appeal 3965-3966 in the matter of Surya Roshni Ltd Vs Employees Provident Fund and Another.

Considering the equitable cause, the High Courts may give prospective effect to the judgement which can be done in exercise of inherent powers of High Court under Article 226 of the constitution of India.

In case of the Company, retrospective effect is remote and at present uniformity is maintained across all brands/grades.


31. Provisions

A provision for contingencies is recognized based upon expected claims against the Company. The movement in the provision is as follows:

Rs. In lakhs

	As at March 31, 2022	As at March 31, 2021
Opening Balance	93.23	80.14
Provision created during the year	13.10	13.11
Provision utilized during the year	-	-
Closing Balance	106.33	93.23

KA



Hyacinth Hotels Private Limited



Notes to financial statements for the year ended March 31, 2022

32. Related Party Transactions

a) Names of related parties

Ultimate Holding company	- Lemon Tree Hotels Limited
Holding Company	- Fleur Hotels Private Limited
Fellow Subsidiary	- Celsia Hotels Private Limited - Canary Hotels Private Limited - Hamstede Living Private Limited (as on March 31, 2021) - Oriole Dr. Fresh Hotels Private Limited
Key Management Personnel	- Mr. Jagdish Kumar Chawla(Director) - Mr. Kapil Sharma(Director) - Mr. Sumant Jaidka(Director) - Mr. Paramartha Saikia(Independent Director)
Associate in which Ultimate holding company has significant influence	- Mind Leaders Learning India Private Limited - Hamstede Living Private Limited (upto March 31, 2021)

K2



Hyacinth Hotels Private Limited
Notes to financial statements for the year ended March 31, 2022

The following table provides the total amount of transactions that have been entered into with related parties for the relevant financial year

					<i>Rs. in lakhs</i>
Transactions with Related Party	Year Ended	Ultimate Holding Company	Holding Company	Fellow Subsidiaries	Associate in which ultimate holding company has significant influence
Reimbursement of expenses paid on company's behalf					
Lemon Tree Hotels Limited	31-Mar-22	1.41	-	-	-
	31-Mar-21	0.90	-	-	-
Reimbursement of expenses incurred by company on party's behalf					
Lemon Tree Hotels Limited	31-Mar-22	226.82	-	-	-
	31-Mar-21	180.37	-	-	-
Loans (taken)					
Fleur Hotels Private Limited	31-Mar-22	-	8.85	-	-
	31-Mar-21	-	379.00	-	-
Loan (Repaid)					
Fleur Hotels Private Limited	31-Mar-22	-	8.85	-	-
	31-Mar-21	-	608.98	-	-
License fee Received (Gross)					
Lemon Tree Hotels Limited	31-Mar-22	216.47	-	-	-
	31-Mar-21	205.18	-	-	-
Management Fee Paid (Gross)					
Lemon Tree Hotels Limited	31-Mar-22	292.63	-	-	-





Hyacinth Hotels Private Limited

Notes to financial statements for the year ended March 31, 2022

Transactions with Related Party	Year Ended	Ultimate Holding Company	Holding Company	Fellow Subsidiaries	Associate in which ultimate holding company has significant influence
	31-Mar-21	202.77	-	-	-
Corporate Guarantee given on company's behalf (Refer Footnote 14)					
Lemon Tree Hotels Limited	31-Mar-22	8,605.00	-	-	-
	31-Mar-21	8,605.00	-	-	-
Fleur Hotels Private Limited	31-Mar-22	-	16,105.00	-	-
	31-Mar-21	-	16,105.00	-	-
Sale of Goods & Services					
Hamstede Living Private Limited	31-Mar-22	-	-	-	-
	31-Mar-21	-	-	-	0.40
Amount Received on behalf of the Company					
Lemon Tree Hotels Limited	31-Mar-22	89.60	-	-	-
	31-Mar-21	76.46	-	-	-
Fleur Hotels Private Limited	31-Mar-22	-	0.96	-	-
	31-Mar-21	-	1.05	-	-
Celsia Hotels Private Limited	31-Mar-22	-	-	-	-
	31-Mar-21	-	-	0.11	-
Canary Hotels Private Limited	31-Mar-22	-	-	0.17	-
	31-Mar-21	-	-	-	-
Amount paid on behalf of the party					
Lemon Tree Hotels Limited	31-Mar-22	1.09	-	-	-

16



Hyacinth Hotels Private Limited
Notes to financial statements for the year ended March 31, 2022

Transactions with Related Party	Year Ended	Ultimate Holding Company	Holding Company	Fellow Subsidiaries	Associate in which ultimate holding company has significant influence
Lemon Tree Hotels Limited	31-Mar-22	1.09	-	-	-
	31-Mar-21	-	-	-	-
Fleur Hotels Private Limited	31-Mar-22	-	3.16	-	-
	31-Mar-21	-	-	-	-
Canary Hotels Private Limited	31-Mar-22	-	-	1.94	-
	31-Mar-21	-	-	-	-
Amount Received on behalf of the party					
Fleur Hotels Private Limited	31-Mar-22	-	-	-	-
	31-Mar-21	-	11.47	-	-
Oriole Dr Fresh Hotels Private Limited	31-Mar-22	-	-	-	-
	31-Mar-21	-	-	0.07	-
Balances outstanding at the year- end					
Security Depsoit					
Lemon Tree Hotels Limited	31-Mar-22	3,850.00	-	-	-
	31-Mar-21	3,850.00	-	-	-
Trade Payable					
Lemon Tree Hotels Limited	31-Mar-22	65.70	-	-	-
	31-Mar-21	185.36	-	-	-
Hamstede Living Private Limited	31-Mar-22	-	-	-	-
	31-Mar-21	-	-	-	0.83
Mind Leaders Learning India Private Limited	31-Mar-22	-	-	-	2.51

K


Hyacinth Hotels Private Limited
Notes to financial statements for the year ended March 31, 2022

Transactions with Related Party	Year Ended	Ultimate Holding Company	Holding Company	Fellow Subsidiaries	Associate in which ultimate holding company has significant influence
	31-Mar-21	-	-	-	2.51

Terms and conditions of transactions with related parties

The transactions with related parties are made on terms equivalent to those that prevail in arm's length transactions. Outstanding balances with related parties at the year-end are unsecured and interest free and settlement occurs in cash. For the year ended March 31, 2022, the Company has not recorded any impairment of receivables relating to amounts owed by related parties (March 31, 2021: Rs. Nil). This assessment is undertaken each financial year through examining the financial position of the related party and the market in which the related party operates.

Commitments with related parties

The Company has not entered into any commitments with related parties during the year.

33. Fair value measurement

This section gives an overview of the significance of financial instruments for the Company and provides additional information on the balance sheet. Details of significant accounting policies, including the criteria for recognition, the basis of measurement and the basis on which income and expenses are recognised, in respect of each class of financial asset, financial liability and equity instrument.

a. Financial assets (other than equity investment/ deemed investment in subsidiaries carried at cost)

Rs. in lakhs

	March 31, 2022		March 31, 2021	
	FVTPL	Amortised Cost	FVTPL	Amortised Cost
Financial Assets				
Trade Receivables	-	290.49	-	426.73
Security Deposits	-	1065.29	-	954.38
Cash and Cash Equivalents	-	830.81	-	1,491.39
Fixed deposits under Lien	-	20.09	-	20.09
Interest accrued on fixed deposits	-	17.10	-	5.87
Total Financial Assets	-	2,223.78	-	2,898.46

K2



b. Financial liabilities

Rs. in lakhs

	March 31, 2022		March 31, 2021	
	FVTPL	Amortised Cost	FVTPL	Amortised Cost
Financial Liabilities				
Borrowings	-	14,330.81	-	14,578.66
Trade Payables	-	578.37	-	1,140.67
Other Current Financial Liabilities	-	-	-	-
Other non current Financial Liabilities	-	731.01	-	649.21
Lease Liability (Non current)	-	5,640.37	-	5,627.62
Total Financial Liabilities	-	21,280.56	-	21,996.16

FVTPL: Fair value through Profit & Loss Account

c. Fair value measurement hierarchy for assets and liabilities

Fair value measurement

Fair value is the price that would be received to sell an asset or paid to transfer a liability in an orderly transaction between market participants at the measurement date under current market conditions.

The Company categorizes assets and liabilities measured at fair value into one of three levels depending on the ability to observe inputs employed in their measurement which are described as follows:



i) Level 1

Inputs are quoted prices (unadjusted) in active markets for identical assets or liabilities.

ii) Level 2

Inputs are inputs that are observable, either directly or indirectly, other than quoted prices included within level 1 for the asset or liability.

K/L



iii) Level 3

Inputs are unobservable inputs for the asset or liability reflecting significant modifications to observable related market data or Company's assumptions about pricing by market participants.

The management assessed that fair values of cash and cash equivalents, trade receivables, trade payables, interest accrued on bank deposits with banks, other current financial assets and other current financial liabilities approximates their carrying amounts largely due to the short-term maturities of these instruments.

The fair values of loans, security deposits, borrowings and other non-current financial assets and liabilities are considered to be the same as their fair values, as there is an immaterial change in the lending rates.

34 Financial risk management objectives and policies

The Company's principal financial liabilities comprise loans and borrowings, trade and other payables. The main purpose of these financial liabilities is to finance the Company's operations and to support its operations. The Company's financial assets include loans, trade and other receivables, and cash & cash equivalents that derive directly from its operations.

The Company is exposed to market risk, credit risk and liquidity risk. The Company's senior management oversees the management of these risks. The Company's senior management is supported by a financial risk committee that advises on financial risks and the appropriate financial risk governance framework for the Company. This financial risk committee provides assurance to the Company's senior management that the Company's financial risk activities are governed by appropriate policies and procedure and that financial risks are identified, measured and managed in accordance with the Company's policies and risk objectives. The Board of Directors reviews and agrees policies for managing each risk, which are summarised as below:

Market risk

Market risk is the risk that the fair value of future cash flows of a financial instrument will fluctuate because of changes in market prices. Market risk comprises of interest rate risk, currency risk and other price risk. Financial instruments affected by market risk include loans and borrowings.


Interest rate risk

Interest rate risk is the risk that the fair value or future cash flows of a financial instrument will fluctuate because of changes in market interest rates. The Company's exposure to the risk of changes in market interest rates relates primarily to the Company's long-term debt obligations with floating interest rates. The Company is carrying its borrowings primarily at variable rate. The Company expects the variable rate to decline, accordingly the Company is currently carrying its loans at variable interest rates.

Rs. In lakhs

	March 31, 2022	March 31, 2021
Variable rate borrowings	14,272.75	14,500.35
Fixed rate borrowings	58.06	78.31

Ke



Interest rate sensitivity

The following table demonstrates the sensitivity to a reasonably possible change in interest rates on that portion of loans and borrowings affected, after the impact of hedge accounting. With all other variables held constant, the Company's profit before tax is affected through the impact on floating rate borrowings, as follows:

Rs. in lakhs

Particulars	Increase/decrease in basis points	Effect on profit before tax
March 31, 2022		
Floating rate borrowing	50	72.20
Floating rate borrowing	-50	(72.20)
March 31, 2021		
Floating rate borrowing	50	73.17
Floating rate borrowing	-50	(73.17)

Foreign currency risk

Foreign currency risk is the risk that the fair value or future cash flows of an exposure will fluctuate because of changes in foreign exchange rates. The Company has no exposure in foreign currency.

Credit risk

Credit risk is the risk that counterparty will not meet its obligations under a financial instrument or customer contract, leading to a financial loss. The Company is exposed to credit risk from its operating activities (primarily trade receivables and deposits to landlords) and from its financing activities, including deposits with banks and other financial instruments.

(a) Trade receivables

Customer credit risk is managed by each business location subject to the Company's established policy, procedures and control relating to customer credit risk management. Credit quality of a customer is assessed and individual credit limits are defined in accordance with the assessment both in terms of number of days and amount.

An impairment analysis is performed at each reporting date on an individual basis for major clients. In addition, a large number of minor receivables are grouped into homogenous groups and assessed for impairment collectively. The maximum exposure to credit risk at the reporting date is the carrying value of each class of

K



Hyacinth Hotels Private Limited
Notes to financial statements for the year ended March 31, 2022

financial assets disclosed in Note 10. The Company does not hold collateral as security.

Trade Receivable As at March 31, 2022

(Rs in lakhs)

Ageing	Gross trade receivable	Expected credit loss	Net receivable
Not due	-	-	-
0-60 days past due	163.60	0.24	163.36
61-120 days past due	70.07	0.38	69.69
121-180 days past due	52.51	1.02	51.49
180-365 days past due	6.04	0.09	5.95
more than 365 days	68.12	68.12	-
TOTAL	360.34	69.85	290.49

Trade Receivable As at March 31, 2021

(Rs in lakhs)

Ageing	Gross trade receivable	Expected credit loss	Net receivable
Not due	-	-	-
0-60 days past due	178.62	0.38	178.24
61-120 days past due	85.64	0.98	84.66
121-180 days past due	61.03	1.56	59.47
180-365 days past due	50.01	0.42	49.59
more than 365 days	158.21	103.44	54.77
TOTAL	533.51	106.78	426.73

Reconciliation of provision for doubtful debts - Trade receivables (including provision for expected credit loss)

Rs. In lakhs

	March 31, 2022	March 31, 2021
Provision at beginning	106.78	106.78
Addition during the year	-	-
Reversal during the year	36.93	-
Utilised during the year	-	-
Provision at closing	69.85	106.78

(b) Financial instruments and cash deposits

Credit risk from balances with banks and financial institutions is managed by the Company's treasury

K2



Hyacinth Hotels Private Limited
Notes to financial statements for the year ended March 31, 2022

department in accordance with the Company's policy. Investment of surplus funds are made only with approved counterparties and within credit limits assigned to each counterparty. The Company's maximum exposure to credit risk for the components of the balance sheet at March 31, 2022 and March 31, 2021 is the carrying amount as illustrated in Note 10.

Liquidity risk

The Company monitors its risk of a shortage of funds by estimating the future cash flows. The Company's objective is to maintain a balance between continuity of funding and flexibility through the use of bank overdrafts, cash credit facilities and bank loans. The Company assessed the concentration of risk with respect to refinancing its debt and concluded it to be low. The Company has access to a sufficient variety of sources of funding and debt maturity within 12 months can be rolled over with existing lenders. The Company had access to the following undrawn borrowing facilities at the end of the reporting periods -

The table below summarises the maturity profile of the Company's financial liabilities based on contractual undiscounted payments.

	<i>Rs. in lakhs</i>					
	On demand	Less than 3 months	3 to 12 months	1 to 5 years	> 5 years	Total
As at						
March 31, 2022						
Borrowings*	-	106.23	531.63	7,821.61	5,941.06	14,400.52
Trade and other payables	578.37	-	-	-	-	578.37
Other Financial Liabilities	731.01	-	-	-	-	731.01
	1,309.38	106.23	531.63	7,821.61	5,941.06	15,709.90
As at						
March 31, 2021						
Borrowings*	-	154.82	1,222.27	6,732.03	6,562.99	14,672.11
Trade and other payables	1,140.67	-	-	-	-	1,140.67
Other Financial Liabilities	649.21	-	-	-	-	649.21
	1,789.88	154.82	1,222.27	6,732.03	5,562.99	16,461.99

* represents un-discounted cashflows

(c) The table provides details regarding the contractual maturities of lease liabilities as of March 31, 2022 as on undiscounted basis

K_e



Hyacinth Hotels Private Limited
Notes to financial statements for the year ended March 31, 2022

Particulars	As at March 31, 2022	As at March 31, 2021
Minimum Lease Payments :		
Not later than one year	557.01	527.97
Later than one year but not later than five years	2,551.72	2,418.69
Later than five years	8,297.80	8,987.84
Total	11,406.53	11,934.50

35 Capital management

For the purpose of the Company's capital management, capital includes issued equity capital, share premium and all other equity reserves attributable to the equity holders of the Company. The primary objective of the Company's capital management is to maximise the shareholder value.

The Company manages its capital structure and makes adjustments in light of changes in economic conditions and the requirements of the financial covenants. To maintain or adjust the capital structure, the Company may adjust the dividend payment to shareholders, return capital to shareholders or issue new shares. The Company monitors capital using a gearing ratio, which is net debt divided by total capital plus net debt. The Company includes within net debt, interest bearing loans and borrowings, trade payables, less cash and cash equivalents.


	<i>Rs. in lakhs</i>	
	March 31, 2022	March 31, 2021
Borrowings (Note 14 & Note 17) (Net of Processing Fee)	14,330.81	14,578.66
Trade payables (Note 17)	578.37	1,140.67
Less: cash and cash equivalents (Note 10)	830.81	1,491.39
Net debt	14,078.37	14,227.94
Equity	478.55	1,360.70
Capital and net debt	14,556.92	15,588.64
Gearing ratio	97%	91%

In order to achieve this overall objective, the Company's capital management, amongst other things, aims to ensure that it meets financial covenants attached to the interest-bearing loans and borrowings that define capital structure requirements.

Breaches in meeting the financial covenants would permit the bank to immediately call loans and borrowings. There have been no breaches in the financial covenants of any interest-bearing loans and borrowing in the current period.

No changes were made in the objectives, policies or processes for managing capital during the year ended March 31, 2022 and March 31, 2021.

Ke



Hyacinth Hotels Private Limited
Notes to financial statements for the year ended March 31, 2022

36. Ratio Analysis and its elements

S.No.	Ratio	Numerator	Denominator	March 2022	March 2021	% Variance	Reason for variance
1	Current Ratio	Current Asset	Current liabilities	0.86	0.76	13.41%	-
2	Debt Equity Ratio	Total Debt	Shareholder equity	29.95	10.71	179.51%	Increase is due to current year loss
3	Debt service coverage Ratio	Earnings available for debt service (refer note (i) below)	Debt service	0.64	0.60	7.26%	-
4	Return on Equity	Net profit after taxes	Average shareholders equity	(95.84%)	(69.73%)	37.45%	Increase is due to decrease in shareholder equity due to losses in current year.
5	Inventory Turnover Ratio	Cost of goods sold	Average Inventory (excluding Stores, cutlery, crockery, linen)	9.72	4.51	115.76%	Increase in revenue has lead to increase in inventory levels
6	Trade Receivable turnover Ratio	Net total sales	Avg. accounts receivable	10.15	5.34	90.15%	Increase in revenue has lead to increase in average receivables
7	Trade Payables turnover Ratio	Net credit purchase	Average Trade Payable	NA	NA	NA	Not applicable to the company considering nature of industry in which it operates.
8	Net capital Turnover Ratio	Net Sales	Working capital	(16.96)	(3.70)	358.20%	Increase is due to decrease in working capital
9	Net Profit Ratio	Net Profit	Net sales	(24.2%)	(56.5%)	(57.11%)	Decrease in losses as compared to previous year.
10	Return on capital employed	EBIT	Capital employed	5.0%	1.3%	283.60%	Decrease in losses as compared to previous year.
11	Return on investment	Interest(Finance income)	Investment	NA	NA	NA	Not applicable to the company considering nature of industry in which it operates.

Ke



- (i) Earning for Debt Service = Net Profit after taxes + Non-cash operating expenses like depreciation and other amortizations + Interest + other adjustments like loss on sale of Fixed assets etc. which are non cash in nature.
- (ii) Debt Service = Interest & Lease Payments + Principal Repayments (excluding prepayments).
- (iii) Capital Employed = Net worth+ Total Debt + Deferred Tax Liability - Net Intangible assets
- (iv) Working Capital= Currrent Assets- Current liabilities
- (v) EBIT= Earning before interest and taxes

37. Amendements/Standards notified but not yet effective

- a) Ministry of Corporate Affairs ("MCA") notifies new standards or amendements to the existing standards under Companies (Indian Accounting Standards) Rules as issued from time to time.

Ind AS 16-Property Plant and equipment- The amendment clarifies that excess of net sale proceeds of items produced over the cost of testing, if any, shall not be recognised in the profit or loss but deducted from the directly attributable costs considered as part of cost of an item of property, plant, and equipment. The effective date for adoption of this amendment is annual periods beginning on or after April 1, 2022. The Company is evaluating the impact of Ind AS 16 and its effect on the financial statements.

Ind AS 37-Provisions, Contingent Liabilities and Contingent Assets- The amendment specifies that the 'cost of fulfilling a contract comprises the "costs that relate directly to the contract. Costs that relate directly to a contract can either be incremental costs of fulfilling that contract (examples would be direct labour, materials) or an allocation of other costs that relate directly to fulfilling contracts (an example would be the allocation of the depreciation charge for an item of property, plant and equipment used in fulfilling the contract). The effective date for adoption of this amendment is annual periods beginning on or after April 1, 2022, although early adoption is permitted. The Company is evaluating the impact of Ind AS 37 and its effect on the financial statements

b) Note on Social Security:


The Code on Wages, 2019 and Code on social security, 2020 ("the codes") relating to employee compensation and post-employment benefits that received Presidential assent have not been notified. Further, the related rules for quantifying the financial impact have not been notified. The Company will assess the impact of the codes when the rules are notified and will record any related impact in the period in which the Codes become effective.

There are no new amendements/standards (other than above) that are notified, but not yet effective up to the date of issuance of the Company's financial statements.

38. Segment Reporting

The Company is into Hoteliering business. The Board of Directors of the Company, which has been identified as being the chief operating decision maker (CODM), evaluates the Company performance, allocate resources based on the analysis of the various performance indicator of the Company as a single unit. Therefore there is no reportable segment for the Company as per the requirements of Ind AS 108 – "Operating Segments".

K₂



Information about geographical areas

The Company has only domestic operations and hence no information required for the Company as per the requirements of Ind AS 108 – “Operating Segments”.

Information about major customers

No customer individually accounted for more than 10% of the revenue as at March 31, 2022 and March 31, 2021

39. The Company has accumulated losses of Rs. 8,575.25 Lakhs and has incurred net loss of Rs.882.15 Lakhs for the year ended March 31, 2022 (previous year net loss of Rs. 1456.67 Lakhs). In addition, the Company’s current liabilities exceed current assets by Rs. 214.96 Lakhs. Current liabilities include amount payable to Lemon Tree Hotels Limited (the ultimate parent company) of Rs. 64.71 Lakhs as on March 31, 2022. The parent company has given a support letter to the Company about confirming their financial ability and intention to provide financial and operational support to the Company for a period of at least 12 months. Further, the Company has considered possible effects that may result from the pandemic relating to COVID 19 and has made detailed assessment of its going concern assumption, liquidity position for next one year and believes that they can meet all their obligations with the support of the parent company. Also, the parent Company confirms that they provided unconditional and irrevocable financial support by way of continuous investment in the Company in the form of equity investment and unsecured loan, as and when required. In view of the above, these accounts have been prepared on a going concern basis.

40. Details of dues to Micro, Small and Medium Enterprises as per MSMED Act, 2006.

	March 31, 2022 (Rs. In lakhs)	March 31, 2021 (Rs. In lakhs)
the principal amount and the interest due thereon remaining unpaid to any supplier as at the end of each accounting year	59.17	32.76
the amount of interest paid by the buyer in terms of section 16 of the Micro Small and Medium Enterprise Development Act, 2006 along with the amounts of the payment made to the supplier beyond the appointed day during each accounting year	Nil	Nil
the amount of interest due and payable for the period of delay in making payment (which have been paid but beyond the appointed day during the year) but without adding the interest specified under Micro Small and Medium Enterprise Development Act, 2006.	Nil	Nil
the amount of interest accrued and remaining unpaid at the end of each accounting year; and	Nil	Nil
the amount of further interest remaining due and payable even in the succeeding years, until such date when the interest dues as above are actually paid to the small enterprise for the purpose of disallowance as a deductible expenditure under section 23 of the Micro Small and Medium Enterprise Development Act, 2006	Nil	Nil



41. During the earlier years, the Company had entered into a Infrastructure development and services agreement with Delhi International Airport Limited ('DIAL') to develop two hotels at Aero City, New Delhi for an initial term of 27 years, extendable at the option of the Company for an additional period of 30 years provided DIAL gets the extension from Airport Authority of India. DIAL is committed to take over the building at 'Book values', as defined in the aforesaid agreement in case the agreement is not extended further.
42. The Company does not have any long term contracts including derivative contracts for which there are any material foreseeable losses.
43. There has been no amounts which were required to be transferred to the Investor Education and Protection Fund by the Company.

44. Other Statutory Information

- (i) The Company have not traded or invested in Crypto currency or Virtual currency during the financial year.
- (ii) The Company have not any such transaction which is not recorded in the books of accounts that has been surrendered or disclosed as income during the year in the tax assessments under the Income Tax Act, 1961 (such as, search or survey or any other relevant provisions of the Income Tax Act, 1961.
- (iii) The Company do not have any Benami property, where any proceeding has been initiated or pending against the company for holding any Benami property under Benami Transactions (Prohibition) Act, 1988.
- (iv) The company do not have any transaction with companies struck off.
- (v) The Company do not have any charges or satisfaction which is yet to be registered with ROC beyond the statutory period.
- (vi) The company has complied with the number of layers prescribed under clause (87) of section 2 of the Act read with Companies (Restriction on number of Layers) Rules, 2017.
- (vii) During the year, the company has not entered into any scheme of arrangements in terms of section 230 to 237 of the Companies Act, 2013 and accordingly, the prescribed disclosures of Schedule III are not required to be given.
- (viii) The Company have not advanced or loaned or invested funds to any other person(s) or entity(ies), including foreign entities (Intermediaries) with the understanding that the Intermediary shall:
- (a) directly or indirectly lend or invest in other persons or entities identified in any manner whatsoever by or on behalf of the company (Ultimate Beneficiaries) or,
- (b) provide any guarantee, security or the like to or on behalf of the Ultimate Beneficiaries
- (ix) The Company have not received any funds from any person(s) or entity(ies), including foreign entities (Intermediaries) with the understanding that the Intermediary shall:
- (a) directly or indirectly lend or invest in other persons or entities identified in any manner whatsoever by or on behalf of the company (Ultimate Beneficiaries) or,
- (b) provide any guarantee, security or the like to or on behalf of the Ultimate Beneficiaries



45. Previous year figures have been regrouped/ reclassified wherever necessary to correspond with the current year classification.

**For and on behalf of the Board of Directors of
Hyacinth Hotels Private Limited**



Kapil Sharma
Director
DIN: 00352890



J.K. Chawla
Director
DIN: 00003022



Place: New Delhi
Date : May 27, 2022

