



**APAS & Co.**  
CHARTERED ACCOUNTANTS

8 / 1 4 , B A S E M E N T  
K A L K A J I E X T E N S I O N  
N E W D E L H I - 1 1 0 0 1 9  
T E L . : 0 1 1 - 2 6 2 3 9 0 7 9  
E - M A I L : apas.delhi@gmail.com

**INDEPENDENT AUDITOR'S REPORT**

**TO THE MEMBERS OF GREY FOX PROJECT MANAGEMENT COMPANY  
PRIVATE LIMITED**

**Report on the Audit of Standalone Financial Statements**


**Opinion**

We have audited the accompanying Standalone financial statements of **GREY FOX PROJECT MANAGEMENT COMPANY PRIVATE LIMITED** ("the Company"), which comprise the Balance Sheet as at 31 March 2019, the Statement of Profit and Loss (including Other Comprehensive Income), the Cash Flow Statement and the Statement of Changes in Equity for the year then ended, and notes to the financial statements, including a summary of the significant accounting policies and other explanatory information (hereinafter referred to as "the standalone financial statements").

In our opinion and to the best of our information and according to the explanations given to us, the aforesaid standalone financial statements give the information required by the Companies Act, 2013 ("the Act") in the manner so required and give a true and fair view in conformity with the Indian Accounting Standards prescribed under section 133 of the Act read with the Companies (Indian Accounting Standards) Rules, 2015, as amended, ("Ind AS") and other accounting principles generally accepted in India, of the state of affairs of the Company as at March 31, 2019, the profit and total comprehensive income, changes in equity and its cash flows for the year ended on that date.

**Basis for Opinion**

We conducted our audit of the standalone financial statements in accordance with the Standards on Auditing (SAs) specified under section 143(10) of the Companies Act, 2013. Our responsibilities under those Standards are further described in the *Auditor's Responsibilities for the Audit of the Standalone Financial Statements* section of our report. We are independent of the Company in accordance with the Code of Ethics issued by the Institute of Chartered Accountants of India (ICAI) together with the ethical requirements that are relevant to our audit of the standalone financial statements under the provisions of the Act and the Rules made thereunder, and we have fulfilled our other ethical responsibilities in accordance with these requirements and the ICAI's Code of Ethics. We believe that the audit evidence we have obtained is sufficient and appropriate to provide a basis for our audit opinion on the standalone financial statements.



## **Information other than the Financial Statements and Auditor's Report thereon**

The Company's Board of Directors is responsible for the other information. The other information comprises the information included in the Annual Report, but does not include the financial statements and our auditor's report thereon. The Annual Report is expected to be made available to us after the date of this auditor's report.

Our opinion on the financial statements does not cover the other information and we will not express any form of assurance conclusion thereon.

In connection with our audit of the financial statements, our responsibility is to read the other information identified above when it becomes available and, in doing so, consider whether the other information is materially inconsistent with the financial statements or our knowledge obtained in the audit or otherwise appears to be materially misstated.

When we read the Annual Report, if we conclude that there is a material misstatement therein, we are required to communicate the matter to those charged with governance.

## **Management's Responsibility for the Standalone Financial Statements**

The Company's Board of Directors is responsible for the matters stated in Section 134(5) of the Companies Act, 2013 ("the Act") with respect to the preparation of these Standalone financial statements that give a true and fair view of the state of affairs (financial position), profit or loss (financial performance including other comprehensive income), cash flows and changes in equity of the Company in accordance with the accounting principles generally accepted in India, including the Indian Accounting Standards (Ind AS) prescribed under Section 133 of the Act read with the Companies (Indian Accounting Standards) Rules, 2015 as amended. This responsibility also includes maintenance of adequate accounting records in accordance with the provisions of the Act for safeguarding the assets of the Company and for preventing and detecting frauds and other irregularities; selection and application of appropriate accounting policies; making judgments and estimates that are reasonable and prudent; and design, implementation and maintenance of adequate internal financial controls, that were operating effectively for ensuring the accuracy and completeness of the accounting records, relevant to the preparation and presentation of the standalone financial statements, that give a true and fair view and are free from material misstatement, whether due to fraud or error.

In preparing the standalone financial statements, management is responsible for assessing the Company's ability to continue as a going concern, disclosing, as applicable, matters related to going concern and using the going concern basis of accounting unless management either intends to liquidate the Company or to cease operations, or has no realistic alternative but to do so.

The Board of Directors are responsible for overseeing the Company's financial reporting process.

## **Auditor's Responsibilities for the Audit of the Standalone Financial Statements**

Our objectives are to obtain reasonable assurance about whether the standalone financial statements as a whole are free from material misstatement, whether due to fraud or error, and to issue an auditor's report that includes our opinion. Reasonable



assurance is a high level of assurance, but is not a guarantee that an audit conducted in accordance with SAs will always detect a material misstatement when it exists. Misstatements can arise from fraud or error and are considered material if, individually or in the aggregate, they could reasonably be expected to influence the economic decisions of users taken on the basis of these standalone financial statements.


As part of an audit in accordance with SAs, we exercise professional judgment and maintain professional skepticism throughout the audit. We also:

1. Identify and assess the risks of material misstatement of the standalone financial statements, whether due to fraud or error, design and perform audit procedures responsive to those risks, and obtain audit evidence that is sufficient and appropriate to provide a basis for our opinion. The risk of not detecting a material misstatement resulting from fraud is higher than for one resulting from error, as fraud may involve collusion, forgery, intentional omissions, misrepresentations, or the override of internal control.
2. Obtain an understanding of internal controls relevant to the audit in order to design audit procedures that are appropriate in the circumstances. Under section 143(3)(i) of the Act, we are also responsible for expressing our opinion on whether the Company has adequate internal financial controls system in place and the operating effectiveness of such controls.
3. Evaluate the appropriateness of accounting policies used and the reasonableness of accounting estimates and related disclosures made by management.
4. Conclude on the appropriateness of management's use of the going concern basis of accounting and, based on the audit evidence obtained, whether a material uncertainty exists related to events or conditions that may cast significant doubt on the Company's ability to continue as a going concern. If we conclude that a material uncertainty exists, we are required to draw attention in our auditor's report to the related disclosures in the standalone financial statements or, if such disclosures are inadequate, to modify our opinion. Our conclusions are based on the audit evidence obtained up to the date of our auditor's report. However, future events or conditions may cause the Company to cease to continue as a going concern.
5. Evaluate the overall presentation, structure and content of the standalone financial statements, including the disclosures, and whether the standalone financial statements represent the underlying transactions and events in a manner that achieves fair presentation.

We communicate with those charged with governance regarding, among other matters, the planned scope and timing of the audit and significant audit findings, including any significant deficiencies in internal control that we identify during our audit.

We also provide those charged with governance with a statement that we have complied with relevant ethical requirements regarding independence, and to communicate with them all relationships and other matters that may reasonably be thought to bear on our independence, and where applicable, related safeguards.


From the matters communicated with those charged with governance, we determine those matters that were of most significance in the audit of the standalone financial



statements of the current period and are therefore the key audit matters. We describe these matters in our auditor's report unless law or regulation precludes public disclosure about the matter or when, in extremely rare circumstances, we determine that a matter should not be communicated in our report because the adverse consequences of doing so would reasonably be expected to outweigh the public interest benefits of such communication.

### **Report on Other Legal and Regulatory Requirements**

1. As required by the Companies (Auditor's Report) Order, 2016 ("the Order"), issued by the Central Government of India in terms of Section 143(11) of the Act, and on the basis of such checks of the books and records of the Company as we considered appropriate and according to the information and explanations given to us, we give in "Annexure I" a statement on the matters specified in paragraphs 3 and 4 of the said Order, to the extent applicable.
2. As required by Section 143 (3) of the Act, we report that:
  - (a) We have sought and obtained all the information and explanations which to the best of our knowledge and belief were necessary for the purposes of our audit.
  - (b) In our opinion, proper books of account as required by law have been kept by the Company so far as it appears from our examination of those books.
  - (c) The Balance Sheet, the Statement of Profit and Loss (including the Other Comprehensive Income), the Cash Flow Statement and the Statement of Changes in Equity dealt with by this Report are in agreement with the books of account.
  - (d) In our opinion, the aforesaid standalone financial statements comply with the Ind AS specified under Section 133 of the Act, read with Rule 7 of the Companies (Accounts) Rules, 2014.
  - (e) On the basis of the written representations received from the directors as on 31<sup>st</sup> March, 2019 taken on record by the Board of Directors, none of the directors is disqualified as on 31<sup>st</sup> March, 2019 from being appointed as a director in terms of Section 164 (2) of the Act.
  - (f) In view of notification of ministry of corporate affairs dated 13<sup>th</sup> June 2017, read with notification no. GSR 464E) dated 5<sup>th</sup> June 2015, clause (i) of section 143(3) of the Companies Act in respect of internal financial control is not applicable to the Company during the year.
  - (g) With respect to the other matters to be included in the Auditor's Report in accordance with Rule 11 of the Companies (Audit and Auditors) Rules, 2014, in our opinion and to the best of our information and according to the explanations given to us:
    - i. As informed to us, the Company does not have any pending litigations which would impact its financial position in its financial statements.



- ii. According to the information and explanations provided to us, the Company did not have any long-term contracts including derivative contracts for which there were any material foreseeable losses.
- iii. In our opinion, and according to the information and explanations given to us, there are no amounts outstanding which are required to be transferred to the Investor Education and Protection Fund by the Company.

For APAS & CO.  
CHARTERED ACCOUNTANTS  
Firm Regn No. 000340C



*Rajeev Ranjan*

(RAJEEV RANJAN)  
PARTNER  
M No. 535395


PLACE : NEW DELHI  
DATED : *May 23, 2019*

## ANNEXURE- I TO THE INDEPENDENT AUDITOR'S REPORT


**(Referred to in paragraph 1 under 'Report on Other Legal and Regulatory Requirements' section of our report of even date)**

Based on the audit procedures performed for the purpose of reporting a true and fair view on the financial statements of the Company and taking into consideration the information and explanations given to us and the books of account and other records examined by us in the normal course of audit, and to the best of our knowledge and belief, we report that:

- i) In respect of its fixed assets:
  - a) The company has maintained proper records showing full particulars, including quantitative details and situation of fixed assets.
  - b) As explained to us, fixed assets have been physically verified by the management in a phased periodical manner, which in our opinion is reasonable, having regard to the size of the Company and nature of its assets. As informed to us no material discrepancies were noticed on such physical verification.
  - c) The provisions of clause 3 (i) (c) of Order are not applicable as the company does not own any immovable property.
- ii) The Company does not have any inventory of finished goods, stores, spare parts or raw materials hence the provision referred in clause (ii) of Order is not applicable to the company.
- iii) As informed to us the company has granted unsecured loans to a company covered in the register maintained under Section 189 of the Companies Act 2013. In respect of the loan we have been informed that:
  - a) the terms and conditions of the grant of such loan are not prejudicial to the company's interest.
  - b) the schedule of repayment of principal and payment of interest is not stipulated. Therefore, no comments are offered on whether the repayments or receipts are regular.
  - c) In the absence of a stipulated repayment schedule, overdue amounts as at the end of the year cannot be calculated.
- iv) According to the information and explanations given to us, the company has complied with the provisions of Section 185 and 186, wherever applicable, in respect of loans given by the company during the year under review. However, the company has not made any investment, given any guarantee or provided any security during the year under review.
- v) According to the information and explanations given to us the company has not accepted any deposits, in terms of the directives issued by the Reserve Bank of India and the provisions of sections 73 to 76 or any other relevant provisions of the Companies Act 2013 and the rules framed there under.



- vi) In respect of business activities of the company, maintenance of cost records has not been specified by the Central Government under sub-section (l) of section 148 read with rules framed thereunder of the Companies Act 2013.
- vii) a) As per information and explanations given to us, the company is regular in depositing undisputed statutory dues including provident fund, employees' state insurance, income-tax, goods and services tax, duty of customs, cess and any other statutory dues with the appropriate authorities. As informed to us there are no outstanding statutory dues in arrears as at the last day of the financial year concerned for a period of more than six months from the date that became payable.
- b) We have been informed that no unpaid disputed demands are outstanding in respect of Income Tax, Sales Tax, Service Tax, Custom Duty, Excise Duty, VAT or Cess.
- viii) Based on our audit procedures and on the basis of information and explanations given to us by the management, we are of the opinion that there is no default in repayment of loans or borrowings to the financial institutions and banks as at the year end. There are no loans from Government and the company has not issued any debentures.
- ix) Based on our audit procedures and on the basis of information and explanations given to us by the management, term loans from banks were applied for the purpose for which it was taken. The company has not raised any money during the year by way initial or further public offer.
- x) Based upon the audit procedures performed and information and explanations given by the management, we report that, no fraud by the Company or on the company by its officers or employees has been noticed or reported during the course of our audit for the year ended 31.03.2019.
- xi) According to information and explanations given to us, no managerial remuneration has been paid or provided by the company during the year.
- xii) The provisions of clause (xii) of the Order are not applicable as the company is not a Nidhi Company as specified in the clause.
- xiii) According to information and explanations given to us we are of the opinion that all related party transactions are in compliance with the Section 188 of Companies Act 2013. Necessary disclosures have been made in the financial statements as required by the applicable accounting Standards.
- xiv) According to information and explanations given to us the company has not made any preferential allotment or private placement of shares or debentures during the year.
- xv) According to information and explanations given to us the Company has not entered into any non-cash transaction with the director or any person connected with him during the year.



xvi) In our opinion, in view of its business activities, the company is not required to be registered under section 45IA of Reserve Bank of India Act 1934.

For APAS & CO.  
CHARTERED ACCOUNTANTS  
Firm Regn No. 000340C



*Rajeev Ranjan*  
(RAJEEV RANJAN)  
PARTNER  
M No. 535395

PLACE : NEW DELHI  
DATED : *May 23, 2019*



Grey Fox Project Management Company Private Limited  
Balance Sheet as at March 31, 2019

	Note	March 31, 2019 Rs in lakhs	March 31, 2018 Rs in lakhs
<b>ASSETS</b>			
<b>Non-current assets</b>			
(a) Property, plant and equipment	3	33.11	26.41
(b) Intangible assets	4	4.82	5.77
(c) Financial assets	5		
(i) Investments		1.00	1.00
(ii) Other financial assets		3.48	3.19
(d) Other non-current assets	6	-	5.82
(e) Non-current tax assets	7	89.61	77.58
		<u>132.02</u>	<u>119.77</u>
<b>Current assets</b>			
(a) Financial assets	8		
(i) Trade receivables		43.89	15.40
(ii) Cash and Cash equivalents		20.01	0.42
(iii) Loans		202.70	224.24
(b) Other current assets	9	91.25	74.04
		<u>357.85</u>	<u>314.10</u>
<b>Total Assets</b>		<u>489.87</u>	<u>433.87</u>
<b>EQUITY AND LIABILITIES</b>			
<b>Equity</b>			
(a) Share capital	10	455.01	455.01
(b) Other Equity	11	(266.97)	(262.20)
<b>Total Equity</b>		<u>188.04</u>	<u>192.81</u>
<b>Liabilities</b>			
<b>Non-current liabilities</b>			
(a) Financial liabilities	12		
(i) Borrowings		16.06	14.85
(b) Long term provisions	13	4.80	4.45
		<u>20.86</u>	<u>19.30</u>
<b>Current liabilities</b>			
(a) Financial liabilities	14		
(i) Borrowings		175.28	140.28
(ii) Other current financial liabilities		79.79	58.26
(b) Other current liabilities	15	21.20	12.10
(c) Provisions	13	4.70	11.12
		<u>280.97</u>	<u>221.76</u>
<b>Total Liabilities</b>		<u>301.83</u>	<u>241.06</u>
<b>Total Equity and Liabilities</b>		<u>489.87</u>	<u>433.87</u>

Summary of significant accounting policies 2.2

The accompanying notes are an integral part of the financial statements.

As per our report of even date

For APAS & Co.  
Firm Registration No. 000340C  
Chartered Accountants

Rajeev Ranjan  
Partner  
Membership No. 535395



For and on behalf of the Board of Directors of  
Grey Fox Project Management Company Private Ltd

Natasha Yashpal  
Director  
DIN: 07384326

Rajeev Janyala  
Director  
DIN: 07334001

Place : New Delhi  
Date : May 23, 2019

**Grey Fox Project Management Company Private Limited**  
**Statement of Profit and Loss for the year ended March 31, 2019**

	Note	March 31, 2019 Rs in lakhs	March 31, 2018 Rs in lakhs
Revenue from operations	16	403.89	233.30
Other Income	17	6.66	0.40
<b>Total Income</b>		<b>410.55</b>	<b>233.70</b>
<b>Expenses</b>			
Employee benefits expense	18	309.60	296.23
Other expenses	19	99.31	90.64
<b>Total expenses</b>		<b>408.91</b>	<b>386.87</b>
<b>Earnings before interest, tax, depreciation and amortisation (EBITDA)</b>		<b>1.64</b>	<b>(153.17)</b>
Finance costs	20	17.64	15.92
Depreciation and amortization expense	21	7.20	4.64
Finance income	22	(25.15)	(20.65)
<b>Profit/(loss) before tax</b>		<b>1.95</b>	<b>(153.08)</b>
Tax expense:			
Adjustment of tax relating to earlier periods		-	0.03
		-	0.03
<b>Profit/(Loss) for the year</b>		<b>1.95</b>	<b>(153.11)</b>
<b>Other comprehensive income</b>			
Remeasurements of defined benefit plans		(6.72)	0.09
<b>Total Comprehensive Income for the year</b>		<b>(4.77)</b>	<b>(153.02)</b>
Earnings per equity share:			
(1) Basic	23	0.00	(1.18)
(2) Diluted	23	0.00	(1.18)


Summary of significant accounting policies 2.2

The accompanying notes are an integral part of the financial statements.  
As per our report of even date

For APAS & Co.  
Firm Registration No. 000340C  
Chartered Accountants

For and on behalf of the Board of Directors of  
Grey Fox Project Management Company Private Limited

**Rajeev Ranjan**  
Partner  
Membership No. 535395



**Natasha Yashpal**  
Director  
DIN: 07384326

**Rajeev Janveja**  
Director  
DIN: 07334001

Place : New Delhi  
Date : May 23, 2019

Grey Fox Project Management Company Private Limited  
Cash flow statement for the year ended March 31, 2019

	For the year ended March 31, 2019 (Rupees)	For the year ended March 31, 2018 (Rupees)
<b>A. Cash flow from operating activities</b>		
Profit/(Loss) before tax	1.95	(153.08)
Non-cash adjustments to reconcile profit/(loss) before tax to net cash flows:		
Depreciation and amortisation expenses	7.20	4.64
Fair valuation of security deposits	0.20	0.31
Finance income (including fair value change in financial instruments)	(25.15)	(20.65)
Finance costs (including fair value change in financial instruments)	17.64	7.82
Advance written off	0.03	-
Provision for gratuity	(11.98)	1.74
Provision for leave encashment	(0.82)	0.71
<b>Operating profit before working capital changes:</b>	<b>(10.93)</b>	<b>(158.51)</b>
Movements in working capital:		
Change in trade receivables	(28.49)	4.48
Change in loans and advances and other current assets	9.64	(29.59)
Change in liabilities and provisions	30.64	12.35
<b>Cash Generated from Operations</b>	<b>0.86</b>	<b>(171.27)</b>
Direct taxes paid (net of refunds)	(12.03)	(24.40)
<b>Net cash flow from/(used in) operating activities (A)</b>	<b>(11.17)</b>	<b>(195.67)</b>
<b>B. Cash flows from/( used in) investing activities</b>		
Purchase of Property, plant and equipment including CWIP and capital advances	(12.96)	(12.90)
Proceeds from sale of property plant & equipment	-	-
Interest received	25.15	20.65
<b>Net Cash flow from/( used in) investing activities (B)</b>	<b>12.19</b>	<b>7.75</b>
<b>C. Cash flows from financing activities</b>		
Proceeds from issuance of share capital	-	450.00
Redemption of Preference shares	-	(420.00)
Proceeds from long term borrowings(net)	1.21	5.88
Proceeds from short term borrowings	35.00	140.28
Interest paid	(17.64)	5.61
<b>Net Cash from financing activities (C)</b>	<b>18.57</b>	<b>181.77</b>
<b>Net increase/(decrease) in cash and cash equivalents (A + B + C)</b>	<b>19.59</b>	<b>(6.15)</b>
Cash and cash equivalents at the beginning of the year	0.42	6.57
<b>Cash and cash equivalents at the end of the year</b>	<b>20.01</b>	<b>0.42</b>
<b>Components of cash and cash equivalents</b>		
Cash on Hand	0.00	0.27
Balances with Scheduled Banks in - Current accounts	20.01	0.15
<b>Total cash and cash equivalents</b>	<b>20.01</b>	<b>0.42</b>

Summary of significant accounting policies


2.2

As per our report of even date

For APAS & Co.  
Firm Registration No. 000340C

For and on behalf of the Board of Directors of  
Grey Fox Project Management Company Private Limited

Rajeev Ranjan  
Partner  
Membership No. 535395



Natasha Yashpal  
Director  
DIN: 07384326

Rajeev Janveja  
Director  
DIN: 07334001

Place : New Delhi  
Date : May 23, 2019

Grey Fox Project Management Company Private Limited  
Statement of Changes in Equity

A. Equity Share Capital

Equity shares of INR 1 each issued, subscribed and fully paid

At April 1, 2017  
Issue of share capital  
At March 31, 2018  
Issue of share capital  
At March 31, 2019

No. of shares	Amount (Rs in lakhs)
500,668	5.01
45,000,000	450.00
45,500,668	455.01
-	-
45,500,668	455.01

B. Other Equity

For the year ended 31 March, 2019

Rs. In lakhs

	Reserves and Surplus				Other equity
	Capital reserve	Capital redemption reserve	Securities Premium	Retained Earnings	
Balance at April 1, 2017	45.99	-	-	(137.23)	(91.24)
Total Comprehensive Income for the year	-	-	-	(153.02)	(153.02)
Any other change	(17.94)	-	-	-	(17.94)
Balance at March 31, 2018	28.05	-	-	(290.25)	(262.20)
Total Comprehensive Income for the year	-	-	-	(4.77)	(4.77)
Any other change	-	-	-	-	-
Balance at March 31, 2019	28.05	-	-	(295.02)	(266.97)

Summary of significant accounting policies

2.2

The accompanying notes are an integral part of the financial statements.

As per our report of even date

For APAS & Co.

Firm Registration No. 000340C  
Chartered Accountants

*Rajeev Ranjan*

Rajeev Ranjan  
Partner  
Membership No. 535395



For and on behalf of the Board of Directors of  
Grey Fox Project Management Company Private Limited

*Natasha Yashpal*  
Natasha Yashpal  
Director  
DIN: 07384326

*Rajeev Janveja*  
Rajeev Janveja  
Director  
DIN: 07334001

Place : New Delhi  
Date : May 23, 2019

**Grey Fox Project Management Company Private Limited**  
**Notes to financial statements for the year ended March 31, 2019**

---

**1. Corporate Information**

Grey Fox Project Management Company Private Limited (the Company) is a private company domiciled in India and is incorporated under the provisions of the Companies Act applicable in India. The registered office of the company is located at Asset No. 6, Aerocity Hospitality District, New Delhi-110029.

The Company plans to provide all types of specialized services for project management, supervision, implementation, improvement, renovations, development, construction consultancy of any type of land, buildings, commercial complexes, hotels, motels, restaurants, banquets, malls etc.

The financial statements were authorised for issue in accordance with a resolution of the directors on 23rd May 2019.

**2 Basis of preparation**

**2.1 Significant accounting policies**

The financial statements of the Company have been prepared in accordance with Indian Accounting Standards (Ind AS) notified under the Companies (Indian Accounting Standards) Rules, 2015.

The financial statements have been prepared on a going concern basis using historical cost convention and on an accrual method of accounting, except for certain financial assets and liabilities which are measured at fair value/ amortised cost.

Accounting policies have been consistently applied except where a newly issued accounting standard is initially adopted or a revision to an existing account standard required a change to the accounting policy hitherto to in use.

The financial statements are presented in Indian Rupees (INR) and all values are rounded to the nearest lakhs, except where otherwise indicated.

**2.2 Summary of significant accounting policies**

**(a) Current versus non-current classification**


The Company presents assets and liabilities in the balance sheet based on current/ non-current classification. An asset is treated as current when it is:

- Expected to be realised or intended to be sold or consumed in normal operating cycle
- Held primarily for the purpose of trading
- Expected to be realised within twelve months after the reporting period, or
- Cash or cash equivalent unless restricted from being exchanged or used to settle a liability for at least twelve months after the reporting period

All other assets are classified as non-current.

A liability is current when:

- It is expected to be settled in normal operating cycle
- It is held primarily for the purpose of trading



**Grey Fox Project Management Company Private Limited**  
**Notes to financial statements for the year ended March 31, 2019**

---

- It is due to be settled within twelve months after the reporting period, or
- There is no unconditional right to defer the settlement of the liability for at least twelve months after the reporting period

The Company classifies all other liabilities as non-current.

Deferred tax assets and liabilities are classified as non-current assets and liabilities.

The operating cycle is the time between the acquisition of assets for processing and their realisation in cash and cash equivalents. The Company has identified twelve months as its operating cycle.

**(b) Foreign currencies**

**Transactions and balances**

Transactions in foreign currencies are initially recorded by the Company's entities at their respective functional currency spot rates at the date the transaction first qualifies for recognition. However, for practical reasons, the Company uses an average rate if the average approximates the actual rate at the date of the transaction.

Monetary assets and liabilities denominated in foreign currencies are translated at the functional currency spot rates of exchange at the reporting date.

Exchange differences arising on settlement or translation of monetary items are recognised in profit or loss

**(c) Fair value measurement**

The Company measures financial instruments, such as, derivatives at fair value at each balance sheet date.

Fair value is the price that would be received to sell an asset or paid to transfer a liability in an orderly transaction between market participants at the measurement date. The fair value measurement is based on the presumption that the transaction to sell the asset or transfer the liability takes place either:


- In the principal market for the asset or liability, or
- In the absence of a principal market, in the most advantageous market for the asset or liability

The principal or the most advantageous market must be accessible by the Company.

The fair value of an asset or a liability is measured using the assumptions that market participants would use when pricing the asset or liability, assuming that market participants act in their economic best interest.

A fair value measurement of a non-financial asset takes into account a market participant's ability to generate economic benefits by using the asset in its highest and best use or by selling it to another market participant that would use the asset in its highest and best use.

The Company uses valuation techniques that are appropriate in the circumstances and for which sufficient data are available to measure fair value, maximising the use of relevant observable inputs and minimising the use of unobservable inputs.



**Grey Fox Project Management Company Private Limited**  
**Notes to financial statements for the year ended March 31, 2019**

---

All assets and liabilities for which fair value is measured or disclosed in the financial statements are categorised within the fair value hierarchy, described as follows, based on the lowest level input that is significant to the fair value measurement as a whole:

- Level 1 — Quoted (unadjusted) market prices in active markets for identical assets or liabilities
- Level 2 — Valuation techniques for which the lowest level input that is significant to the fair value measurement is directly or indirectly observable
- Level 3 — Valuation techniques for which the lowest level input that is significant to the fair value measurement is unobservable.

For assets and liabilities that are recognised in the financial statements on a recurring basis, the Company determines whether transfers have occurred between levels in the hierarchy by re-assessing categorisation (based on the lowest level input that is significant to the fair value measurement as a whole) at the end of each reporting period.

The Company determines the policies and procedures for both recurring fair value measurement, such as derivative instruments and unquoted financial assets measured at fair value. External valuers are involved for valuation of significant assets and liabilities. The management selects external valuer on various criteria such as market knowledge, reputation, independence and whether professional standards are maintained by valuer. The management decides, after discussions with the Company's external valuers, which valuation techniques and inputs to use for each case.

At each reporting date, the management analyses the movements in the values of assets and liabilities which are required to be remeasured or re-assessed as per the Company's accounting policies. For this analysis, the management verifies the major inputs applied in the latest valuation by agreeing the information in the valuation computation to contracts and other relevant documents.

The management, in conjunction with the Company's external valuers, also compares the change in the fair value of each asset and liability with relevant external sources to determine whether the change is reasonable.

For the purpose of fair value disclosures, the Company has determined classes of assets and liabilities on the basis of the nature, characteristics and risks of the asset or liability and the level of the fair value hierarchy as explained above.

This note summarises accounting policy for fair value. Other fair value related disclosures are given in the relevant notes.

- Disclosures for valuation methods, significant estimates and assumptions (note 24)
- Quantitative disclosures of fair value measurement hierarchy (note 28)
- Financial instruments (including those carried at amortised cost) (note 28 & 29)

**(d) Revenue recognition**

Effective April 1, 2018, the Company has applied Ind AS 115 "Revenue from Contracts with Customers" which establishes a comprehensive framework to depict timing and amount of revenue to be recognised. The Company has adopted Ind AS 115 using cumulative catch-up transition method, where any effect arising upon application of this standard is recognised as at the date of initial application (i.e April 1, 2018). The standard is applied only to contracts that are not completed as at the date of initial application and the comparative information in the statement of profit and loss is not restated - i.e. the comparative information continues to be reported under previous standards on revenue i.e Ind AS 18 and Ind AS 11. There was no impact on adoption of Ind AS 115 to the financial statements of the Company.



**Grey Fox Project Management Company Private Limited**  
**Notes to financial statements for the year ended March 31, 2019**

---

In arrangements for room revenue and related services, the Company has applied the guidance in Ind AS 115 for recognition of Revenue from contract with customer, by applying the revenue recognition criteria for each distinct performance obligation. The arrangements with customers generally meet the criteria for considering room revenue and related services as distinct performance obligations. For allocating the transaction price, the Company has measured the revenue in respect of each performance obligation of a contract at its relative standalone selling price. The price that is regularly charged for an item when sold separately is the best evidence of its standalone selling price.

Revenue is recognized to the extent that it is probable that the economic benefits will flow to the Company and the revenue can be reliably measured, regardless of when the payment is being made. Revenue is measured at the fair value of the consideration received or receivable, taking into account contractually defined terms of payment and excluding taxes or duty. The Company assesses its revenue arrangements against specific criteria to determine if it is acting as principal or agent. The Company has concluded that it is acting as a principal in all of its revenue arrangements. The specific recognition criteria described below must also be met before revenue is recognized.

Sales tax/ value added tax (VAT) is not received by the Company on its own account. Rather, it is tax collected on value added to the commodity by the seller on behalf of the government. Accordingly, it is excluded from revenue.

*Income from services*

Revenues from management and consultancy contracts are recognized pro-rata over the period of the contract as and when services are rendered. The company collects service tax on behalf of the government and, therefore, it is not an economic benefit flowing to the company. Hence, it is excluded from revenue.

*Interest income*

For all financial instruments measured at amortized cost and interest bearing financial assets classified as available for sale, interest income is recorded using the effective interest rate (EIR). EIR is the rate that exactly discounts the estimated future cash payments or receipts over the expected life of the financial instrument or a shorter period, where appropriate, to the net carrying amount of the financial asset or liability. Interest income is included in finance income in the income statement.

*Dividends*


Revenue is recognized when the Company's right to receive the payment is established, which is generally when shareholders approve the dividend.

**(e) Taxes**

*Current income tax*

Current income tax assets and liabilities are measured at the amount expected to be recovered from or paid to the taxation authorities. The tax rates and tax laws used to compute the amount are those that are enacted or substantively enacted, at the reporting date in the countries where the Company operates and generates taxable income.

Current income tax relating to items recognised outside profit or loss is recognised outside profit or loss (either in other comprehensive income or in equity). Current tax items are





**Grey Fox Project Management Company Private Limited**  
**Notes to financial statements for the year ended March 31, 2019**

---

recognised in correlation to the underlying transaction either in OCI or directly in equity. Management periodically evaluates positions taken in the tax returns with respect to situations in which applicable tax regulations are subject to interpretation and establishes provisions where appropriate.

*Deferred tax*

Deferred tax is provided using the liability method on temporary differences between the tax bases of assets and liabilities and their carrying amounts for financial reporting purposes at the reporting date.

Deferred tax assets are recognised for all deductible temporary differences, the carry forward of unused tax credits and any unused tax losses. Deferred tax assets are recognised to the extent that it is probable that taxable profit will be available against which the deductible temporary differences, and the carry forward of unused tax credits and unused tax losses can be utilised,

The carrying amount of deferred tax assets is reviewed at each reporting date and reduced to the extent that it is no longer probable that sufficient taxable profit will be available to allow all or part of the deferred tax asset to be utilised. Unrecognised deferred tax assets are re-assessed at each reporting date and are recognised to the extent that it has become probable that future taxable profits will allow the deferred tax asset to be recovered.

Deferred tax assets and liabilities are measured at the tax rates that are expected to apply in the year when the asset is realised or the liability is settled, based on tax rates (and tax laws) that have been enacted or substantively enacted at the reporting date.

Deferred tax relating to items recognised outside profit or loss is recognised outside profit or loss (either in other comprehensive income or in equity). Deferred tax items are recognised in correlation to the underlying transaction either in OCI or directly in equity.


Deferred tax assets and deferred tax liabilities are offset if a legally enforceable right exists to set off current tax assets against current tax liabilities and the deferred taxes relate to the same taxable entity and the same taxation authority.

*Minimum alternate tax*

Minimum alternate tax (MAT) paid in a year is charged to the statement of profit and loss as current tax. The company recognizes MAT credit available as an asset only to the extent that there is convincing evidence that the company will pay normal income tax during the specified period, i.e., the period for which MAT credit is allowed to be carried forward. In the year in which the company recognizes MAT credit as an asset in accordance with the Guidance Note on Accounting for Credit Available in respect of Minimum Alternative Tax under the Income-tax Act, 1961, the said asset is created by way of credit to the statement of profit and loss and shown as "MAT Credit Entitlement." The company reviews the "MAT credit entitlement" asset at each reporting date and writes down the asset to the extent the company does not have convincing evidence that it will pay normal tax during the specified period.

**(f) Property, plant and equipment**

Plant and equipment is stated at cost, net of accumulated depreciation and accumulated impairment losses, if any. Such cost includes the cost of replacing part of the plant and equipment and borrowing costs for long-term construction projects if the recognition criteria are met.



**Grey Fox Project Management Company Private Limited**  
**Notes to financial statements for the year ended March 31, 2019**

When significant parts of plant and equipment are required to be replaced at intervals, the Company depreciates them separately based on their specific useful lives. Likewise, when a major inspection is performed, its cost is recognised in the carrying amount of the plant and equipment as a replacement if the recognition criteria are satisfied. All other repair and maintenance costs are recognised in profit or loss as incurred.

The present value of the expected cost for the decommissioning of an asset after its use is included in the cost of the respective asset if the recognition criteria for a provision are met.

Depreciation on fixed assets is provided as per Schedule II of Companies Act, 2013 on Straight Line Method over its economic useful life of fixed assets as follows:

<b>Fixed Assets</b>	<b>Useful life considered (SLM)</b>
Office Equipments	5 Years
Furniture and Fixtures	10 Years
Vehicles	8 Years
Computers	3 Years

An item of property, plant and equipment and any significant part initially recognized is derecognized upon disposal or when no future economic benefits are expected from its use or disposal. Any gain or loss arising on derecognition of the asset (calculated as the difference between the net disposal proceeds and the carrying amount of the asset) is included in the income statement when the asset is derecognized.

The residual values, useful lives and methods of depreciation of property, plant and equipment are reviewed at each financial year end, and adjusted prospectively if appropriate.

**(g) Intangible assets**

Intangible assets acquired separately are measured on initial recognition at cost. The cost of intangible assets acquired in a business combination is their fair value at the date of acquisition. Following initial recognition, intangible assets are carried at cost less any accumulated amortization and accumulated impairment losses.

Intangible assets are amortized on a straight line basis over the estimated useful economic life. All intangible assets are assessed for impairment whenever there is an indication that the intangible asset may be impaired.


Costs relating to acquisition of initial software license fee and installation costs are capitalized in the year of purchase.

Software costs are amortized using the straight line method over their useful lives estimated by the management at six years.

Gains or losses arising from derecognition of an intangible asset are measured as the difference between the net disposal proceeds and the carrying amount of the asset and are recognized in the income statement when the asset is derecognized.

**(h) Borrowing costs**

Borrowing costs directly attributable to the acquisition, construction or production of an asset that necessarily takes a substantial period of time to get ready for its intended use or sale are capitalised as part of the cost of the asset. All other borrowing costs are expensed in the period in which they occur. Borrowing costs consist of interest and other costs that an entity incurs in connection with the borrowing of funds. Borrowing cost also includes exchange



**Grey Fox Project Management Company Private Limited**  
**Notes to financial statements for the year ended March 31, 2019**

---

differences to the extent regarded as an adjustment to the borrowing costs.

**(i) Impairment of non-financial assets**

The Company assesses at each reporting date whether there is an indication that an asset may be impaired. If any indication exists, or when annual impairment testing for an asset is required, the Company estimates the asset's recoverable amount. An asset's recoverable amount is the higher of an asset's or cash-generating unit's (CGU) fair value less costs of disposal and its value in use. The recoverable amount is determined for an individual asset, unless the asset does not generate cash inflows that are largely independent of those from other assets or Company of assets. Where the carrying amount of an asset or CGU exceeds its recoverable amount, the asset is considered impaired and is written down to its recoverable amount. In assessing value in use, the estimated future cash flows are discounted to their present value using a pre-tax discount rate that reflects current market assessments of the time value of money and the risks specific to the asset. In determining net selling price, recent market transactions are taken into account, if available. If no such transactions can be identified, an appropriate valuation model is used. These calculations are corroborated by valuation multiples, quoted share prices for publicly traded companies or other available fair value indicators.

The Company bases its impairment calculation on detailed budgets and forecast calculations, which are prepared separately for each of the Company's CGUs to which the individual assets are allocated. These budgets and forecast calculations generally cover a period of five years. For longer periods, a long-term growth rate is calculated and applied to project future cash flows after the fifth year. To estimate cash flow projections beyond periods covered by the most recent budgets/forecasts, the Company extrapolates cash flow projections in the budget using a steady or declining growth rate for subsequent years, unless an increasing rate can be justified. In any case, this growth rate does not exceed the long-term average growth rate for the products, industries, or country in which the entity operates, or for the market in which the asset is used.


Impairment losses of continuing operations, including impairment on inventories, are recognised in the statement of profit and loss.

For assets excluding goodwill, an assessment is made at each reporting date to determine whether there is an indication that previously recognised impairment losses no longer exist or have decreased. If such indication exists, the Company estimates the asset's or CGU's recoverable amount. A previously recognised impairment loss is reversed only if there has been a change in the assumptions used to determine the asset's recoverable amount since the last impairment loss was recognised. The reversal is limited so that the carrying amount of the asset does not exceed its recoverable amount, nor exceed the carrying amount that would have been determined, net of depreciation, had no impairment loss been recognised for the asset in prior years. Such reversal is recognised in the statement of profit or loss unless the asset is carried at a revalued amount, in which case, the reversal is treated as a revaluation increase.

**(j) Provisions**

*General*

Provisions are recognised when the Company has a present obligation (legal or constructive) as a result of a past event, it is probable that an outflow of resources embodying economic benefits will be required to settle the obligation and a reliable estimate can be made of the amount of the obligation. When the Company expects some or all of a provision to be



**Grey Fox Project Management Company Private Limited**  
**Notes to financial statements for the year ended March 31, 2019**

---

reimbursed, for example, under an insurance contract, the reimbursement is recognised as a separate asset, but only when the reimbursement is virtually certain. The expense relating to a provision is presented in the statement of profit and loss net of any reimbursement.

If the effect of the time value of money is material, provisions are discounted using a current pre-tax rate that reflects, when appropriate, the risks specific to the liability. When discounting is used, the increase in the provision due to the passage of time is recognised as a finance cost.

**(k) Retirement and other employee benefits**

Retirement benefit in the form of provident fund is a defined contribution scheme. The company has no obligation, other than the contribution payable to the provident fund. The company recognizes contribution payable to the provident fund scheme as an expense, when an employee renders the related service. If the contribution payable to the scheme for service received before the balance sheet date exceeds the contribution already paid, the deficit payable to the scheme is recognized as a liability after deducting the contribution already paid. If the contribution already paid exceeds the contribution due for services received before the balance sheet date, then excess is recognized as an asset to the extent that the pre-payment will lead to, for example, a reduction in future payment or a cash refund.

Gratuity liability is defined benefit obligation and is provided for on the basis of an actuarial valuation on projected unit credit method made at the end of each financial year.

Short term compensated absences are provided for based on estimates. Long term compensated absences are provided for based on actuarial valuation. The actuarial valuation is done as per projected unit credit method.

Remeasurements, comprising of actuarial gains and losses, the effect of the asset ceiling, excluding amounts included in net interest on the net defined benefit liability and the return on plan assets (excluding amounts included in net interest on the net defined benefit liability), are recognised immediately in the balance sheet with a corresponding debit or credit to retained earnings through OCI in the period in which they occur. Remeasurements are not reclassified to profit or loss in subsequent periods.


Past service costs are recognised in profit or loss on the earlier of:

- The date of the plan amendment or curtailment, and
- The date that the Company recognises related restructuring costs

Net interest is calculated by applying the discount rate to the net defined benefit liability or asset. The Company recognises the following changes in the net defined benefit obligation as an expense in the consolidated statement of profit and loss:

- Service costs comprising current service costs, past-service costs, gains and losses on curtailments and non-routine settlements; and
- Net interest expense or income

The company treats leaves expected to be carried forward for measurement purposes. Such compensated absences are provided for based on the actuarial valuation using the projected unit credit method at the year-end. Actuarial gains/losses are immediately taken to the statement of profit and loss and are not deferred. The company presents the entire leave as a current liability in the balance sheet, since it does not have an unconditional right to defer its settlement for 12 months after the reporting date. Where Company has the unconditional legal and contractual right to defer the settlement for a period beyond 12 months, the same is presented as non-current liability.



**Grey Fox Project Management Company Private Limited**  
**Notes to financial statements for the year ended March 31, 2019**

---

**(I) Financial instruments**

A financial instrument is any contract that gives rise to a financial asset of one entity and a financial liability or equity instrument of another entity.

*Financial assets*

*Initial recognition and measurement*

All financial assets are recognised initially at fair value plus, in the case of financial assets not recorded at fair value through profit or loss, transaction costs that are attributable to the acquisition of the financial asset. Purchases or sales of financial assets that require delivery of assets within a time frame established by regulation or convention in the market place (regular way trades) are recognised on the trade date, i.e., the date that the Company commits to purchase or sell the asset.

*Subsequent measurement*

For purposes of subsequent measurement, financial assets are classified in following categories:

- Debt instruments at amortised cost
- Debt instruments at fair value through other comprehensive income (FVTOCI)
- Debt instruments, derivatives and equity instruments at fair value through profit or loss (FVTPL)
- Equity instruments measured at fair value through other comprehensive income (FVTOCI)
- Equity instruments in subsidiaries carried at cost

*Debt instruments at amortised cost*

A debt instrument is measured at the amortised cost if both the following conditions are met:

- a) The asset is held within a business model whose objective is to hold assets for collecting contractual cash flows, and
- b) Contractual terms of the asset give rise on specified dates to cash flows that are solely payments of principal and interest (SPPI) on the principal amount outstanding.


This category is the most relevant to the Company. After initial measurement, such financial assets are subsequently measured at amortised cost using the effective interest rate (EIR) method. Amortised cost is calculated by taking into account any discount or premium on acquisition and fees or costs that are an integral part of the EIR. The EIR amortisation is included in finance income in the profit or loss. The losses arising from impairment are recognised in the profit or loss. This category generally applies to trade and other receivables, loans to subsidiaries etc. For more information on receivables, refer to Note 8.

*Debt instrument at FVTOCI*

A debt instrument is classified as at the FVTOCI if both of the following criteria are met:

- a) The objective of the business model is achieved both by collecting contractual cash flows and selling the financial assets, and
- b) The asset's contractual cash flows represent SPPI.

Debt instruments included within the FVTOCI category are measured initially as well as at each reporting date at fair value. Fair value movements are recognized in the other comprehensive income (OCI). However, the Company recognizes interest income, impairment losses & reversals and foreign exchange gain or loss in the P&L. On



**Grey Fox Project Management Company Private Limited**  
**Notes to financial statements for the year ended March 31, 2019**

---

derecognition of the asset, cumulative gain or loss previously recognised in OCI is reclassified from the equity to P&L. Interest earned whilst holding FVTOCI debt instrument is reported as interest income using the EIR method.

*Debt instrument at FVTPL*

FVTPL is a residual category for debt instruments. Any debt instrument, which does not meet the criteria for categorization as at amortized cost or as FVTOCI, is classified as at FVTPL.

In addition, the Company may elect to designate a debt instrument, which otherwise meets amortized cost or FVTOCI criteria, as at FVTPL. However, such election is allowed only if doing so reduces or eliminates a measurement or recognition inconsistency (referred to as 'accounting mismatch'). The Company has not designated any debt instrument as at FVTPL.

Debt instruments included within the FVTPL category are measured at fair value with all changes recognized in the P&L.

*Derecognition*

A financial asset (or, where applicable, a part of a financial asset or part of a Company of similar financial assets) is primarily derecognised (i.e. removed from the Company's consolidated balance sheet) when:

- The rights to receive cash flows from the asset have expired, or
- The Company has transferred its rights to receive cash flows from the asset or has assumed an obligation to pay the received cash flows in full without material delay to a third party under a 'pass-through' arrangement; and either (a) the Company has transferred substantially all the risks and rewards of the asset, or (b) the Company has neither transferred nor retained substantially all the risks and rewards of the asset, but has transferred control of the asset.

When the Company has transferred its rights to receive cash flows from an asset or has entered into a pass-through arrangement, it evaluates if and to what extent it has retained the risks and rewards of ownership. When it has neither transferred nor retained substantially all of the risks and rewards of the asset, nor transferred control of the asset, the Company continues to recognise the transferred asset to the extent of the Company's continuing involvement. In that case, the Company also recognises an associated liability. The transferred asset and the associated liability are measured on a basis that reflects the rights and obligations that the Company has retained.

Continuing involvement that takes the form of a guarantee over the transferred asset is measured at the lower of the original carrying amount of the asset and the maximum amount of consideration that the Company could be required to repay.

*Impairment of financial assets*

In accordance with Ind AS 109, the Company applies expected credit loss (ECL) model for measurement and recognition of impairment loss on the following financial assets and credit risk exposure:

- a) Financial assets that are debt instruments, and are measured at amortised cost e.g., loans, debt securities, deposits, trade receivables and bank balance
- b) Financial assets that are debt instruments and are measured as at FVTOCI
- c) Lease receivables under Ind AS 17
- d) Trade receivables or any contractual right to receive cash or another financial asset that result from transactions that are within the scope of Ind AS 11 and Ind AS 18 (referred to



**Grey Fox Project Management Company Private Limited**  
**Notes to financial statements for the year ended March 31, 2019**

---

- as 'contractual revenue receivables' in these illustrative financial statements)
- e) Loan commitments which are not measured as at FVTPL
  - f) Financial guarantee contracts which are not measured as at FVTPL

The Company follows 'simplified approach' for recognition of impairment loss allowance on:

- Trade receivables or contract revenue receivables; and
- All lease receivables resulting from transactions within the scope of Ind AS 17

The application of simplified approach does not require the Company to track changes in credit risk. Rather, it recognises impairment loss allowance based on lifetime ECLs at each reporting date, right from its initial recognition.

For recognition of impairment loss on other financial assets and risk exposure, the Company determines that whether there has been a significant increase in the credit risk since initial recognition. If credit risk has not increased significantly, 12-month ECL is used to provide for impairment loss. However, if credit risk has increased significantly, lifetime ECL is used. If, in a subsequent period, credit quality of the instrument improves such that there is no longer a significant increase in credit risk since initial recognition, then the entity reverts to recognising impairment loss allowance based on 12-month ECL.

Lifetime ECL are the expected credit losses resulting from all possible default events over the expected life of a financial instrument. The 12-month ECL is a portion of the lifetime ECL which results from default events that are possible within 12 months after the reporting date.

ECL is the difference between all contractual cash flows that are due to the Company in accordance with the contract and all the cash flows that the entity expects to receive (i.e., all cash shortfalls), discounted at the original EIR. When estimating the cash flows, an entity is required to consider:


- All contractual terms of the financial instrument (including prepayment, extension, call and similar options) over the expected life of the financial instrument. However, in rare cases when the expected life of the financial instrument cannot be estimated reliably, then the entity is required to use the remaining contractual term of the financial instrument
- Cash flows from the sale of collateral held or other credit enhancements that are integral to the contractual terms

ECL impairment loss allowance (or reversal) recognized during the period is recognized as income/ expense in the statement of profit and loss (P&L). This amount is reflected under the head 'other expenses' in the P&L. The balance sheet presentation for various financial instruments is described below:

- Financial assets measured as at amortised cost, contractual revenue receivables and lease receivables: ECL is presented as an allowance, i.e., as an integral part of the measurement of those assets in the balance sheet. The allowance reduces the net carrying amount. Until the asset meets write-off criteria, the Company does not reduce impairment allowance from the gross carrying amount.

Loan commitments and financial guarantee contracts: ECL is presented as a provision in the balance sheet, i.e. as a liability.

Debt instruments measured at FVTOCI: Since financial assets are already reflected at fair value, impairment allowance is not further reduced from its value. Rather, ECL amount is presented as 'accumulated impairment amount' in the OCI.



**Grey Fox Project Management Company Private Limited**  
**Notes to financial statements for the year ended March 31, 2019**

---

*Financial liabilities*

*Initial recognition and measurement*

Financial liabilities are classified, at initial recognition, as financial liabilities at fair value through profit or loss, loans and borrowings, payables, or as derivatives designated as hedging instruments in an effective hedge, as appropriate.

All financial liabilities are recognised initially at fair value and, in the case of loans and borrowings and payables, net of directly attributable transaction costs.

The Company's financial liabilities include trade and other payables, loans and borrowings including bank overdrafts, financial guarantee contracts and derivative financial instruments.

*Subsequent measurement*

The measurement of financial liabilities depends on their classification, as described below:  
Financial liabilities at fair value through profit or loss

Financial liabilities at fair value through profit or loss include financial liabilities held for trading and financial liabilities designated upon initial recognition as at fair value through profit or loss. Financial liabilities are classified as held for trading if they are incurred for the purpose of repurchasing in the near term. This category also includes derivative financial instruments entered into by the Company that are not designated as hedging instruments in hedge relationships as defined by Ind AS 109. Separated embedded derivatives are also classified as held for trading unless they are designated as effective hedging instruments.

*Loans and borrowings*

This is the category most relevant to the Company. After initial recognition, interest-bearing loans and borrowings are subsequently measured at amortised cost using the EIR method. Gains and losses are recognised in profit or loss when the liabilities are derecognised as well as through the EIR amortisation process.

Amortised cost is calculated by taking into account any discount or premium on acquisition and fees or costs that are an integral part of the EIR. The EIR amortisation is included as finance costs in the statement of profit and loss.


This category generally applies to borrowings. For more information refer Note 12.

*Financial guarantee contracts*

Financial guarantee contracts issued by the Company are those contracts that require a payment to be made to reimburse the guarantee holder for a loss it incurs because the Company fails to make a payment when due in accordance with the terms of a debt instrument. Financial guarantees issued by the group Company on behalf the Company are designated as 'Insurance Contracts'.

*Derecognition*

A financial liability is derecognised when the obligation under the liability is discharged or cancelled or expires. When an existing financial liability is replaced by another from the same lender on substantially different terms, or the terms of an existing liability are substantially modified, such an exchange or modification is treated as the derecognition of the original liability and the recognition of a new liability. The difference in the respective carrying amounts is recognised in the statement of profit or loss.





**Grey Fox Project Management Company Private Limited**  
**Notes to financial statements for the year ended March 31, 2019**

---

*Offsetting of financial instruments*

Financial assets and financial liabilities are offset and the net amount is reported in the consolidated balance sheet if there is a currently enforceable legal right to offset the recognised amounts and there is an intention to settle on a net basis, to realise the assets and settle the liabilities simultaneously.

**(m) Cash and cash equivalents**

Cash and cash equivalent in the balance sheet comprise cash at banks and on hand and short-term deposits with an original maturity of three months or less, which are subject to an insignificant risk of changes in value.

**(n) Measurement of EBITDA**

As permitted by the Guidance Note on the Revised Schedule VI to the Companies Act, 1956, the company has elected to present earnings before interest, tax, depreciation and amortization (EBITDA) as a separate line item on the face of the statement of profit and loss. In its measurement, the company does not include depreciation and amortization expense, finance costs and tax expense.

**(o) Recent accounting pronouncement issued but not yet effective upto the date of issuance  
of financial statements**

**a) Ind AS 116, Leases**

Ind AS 116 – ‘Leases’ was notified on 30th March 2019, which is applicable for the accounting period beginning from 1st April 2019. For lessees, the standard eliminates the classification of leases as either operating or finance, as required by Ind AS 17, and instead introduces a single lease accounting model. Applying that model a lessee is required to recognize, (a) assets and liabilities for all leases with a term of more than 12 months, unless the underlying asset is of low value and (b) depreciation of leased assets separately from interest on lease liabilities in the income statement. Lessor Accounting under Ind AS 116 will not be having any transitional impact on initial recognition. Under Ind AS 17, the company was charging lease rental in statement of Profit and loss, which would be charged as depreciation and finance cost under Ind AS 116, having a favourable impact on EBITDA.


A lessor shall recognise lease payments from leases as income on either straight-line or another systematic basis. The standard permits two possible methods of transition:

- Full retrospective - Retrospectively to each prior period presented applying Ind AS 8 Accounting Policies, Changes in Accounting Estimates and Errors.
- Modified retrospective - Retrospectively, with the cumulative effect of initially applying the Standard recognized at the date of initial application.

Under modified retrospective approach, the lessee records the lease liability at the present value of the remaining lease payments, discounted at the incremental borrowing rate and the right of use asset either at:

- Its carrying amount as if the standard had been applied since the commencement date, but discounted at lessee’s incremental borrowing rate at the date of initial application or
- An amount equal to the lease liability, adjusted by the amount of any prepaid or accrued lease payments related to that lease recognized under Ind AS 17 immediately before the date of initial application.

The company is in the process of evaluating the impact of transitioning from old standard i.e. Ind AS 17 to new standard i.e. Ind AS 116 and the transition approach.



**b) Appendix C to Ind AS 12, Uncertainty over Income Tax Treatments**

This Appendix clarifies how to apply the recognition and measurement requirements in Ind AS 12 when there is uncertainty over income tax treatments. In such a circumstance, an entity shall recognise and measure its current or deferred tax asset or liability applying the requirements in Ind AS 12 based on taxable profit (tax loss), tax bases, unused tax losses, unused tax credits and tax rates determined applying this Appendix. The Company is in the process of evaluating the impact of this Appendix.

**c) Amendment to Ind AS 12- Income Taxes**

On March 30, 2019, the amendments to the guidance in Ind AS 12, 'Income Taxes', in connection with accounting for dividend distribution taxes.


The amendment clarifies that an entity shall recognise the income tax consequences of dividends in profit or loss, other comprehensive income or equity according to where the entity originally recognised those past transactions or events.

The amendment is effective from annual period beginning from April 1, 2019. The Company does not have any impact on account of this amendment.

**d) Amendment to Ind AS 19- Employee Benefits**

On March 30, 2019, the amendments to Ind AS 19, in connection with accounting for plan amendments, curtailments and settlements. The amendments require an entity, to use updated assumptions to determine current service cost and net interest for the remainder of the period after a plan amendment, curtailment or settlement; and to recognise in profit or loss as part of past service cost, or a gain or loss on settlement, any reduction in a surplus, even if that surplus was not previously recognised because of the impact of the asset ceiling.

Effective date for application of this amendment is annual period beginning on or after April 1, 2019. The Company does not have any impact on account of this amendment.



Grey Fox Project Management Company Private Limited  
Notes to financial statements for the year ended March 31, 2019

3 Property, plant and equipment


Rs in lakhs

Particulars	Office equipments	Furniture and Fixtures	Computers	Vehicles	Total
<b>Cost or valuation</b>					
At April 1, 2017	0.79	0.38	3.78	17.00	21.95
Additions	-	-	1.17	10.53	11.71
Disposals	-	-	-	-	-
<b>At March 31, 2018</b>	<b>0.79</b>	<b>0.38</b>	<b>4.95</b>	<b>27.53</b>	<b>33.66</b>
Additions	-	-	0.27	12.31	12.58
Disposals	-	-	-	-	-
<b>At March 31, 2019</b>	<b>0.79</b>	<b>0.38</b>	<b>5.22</b>	<b>39.84</b>	<b>46.24</b>
<b>Depreciation</b>					
At April 1, 2017	0.29	0.04	2.44	1.02	3.78
Charge for the year	0.17	0.05	1.11	2.15	3.47
Disposals	-	-	-	-	-
<b>At March 31, 2018</b>	<b>0.46</b>	<b>0.09</b>	<b>3.55</b>	<b>3.16</b>	<b>7.25</b>
Charge for the year	0.17	0.05	0.77	4.90	5.88
Disposals	-	-	-	-	-
<b>At March 31, 2019</b>	<b>0.62</b>	<b>0.13</b>	<b>4.31</b>	<b>8.06</b>	<b>13.13</b>
<b>Net Book value</b>					
At March 31, 2019	0.17	0.25	0.90	31.78	33.11
At March 31, 2018	0.34	0.29	1.41	24.37	26.41

4 Intangible Assets

Rs in lakhs


Particulars	Software	Total
<b>Cost or valuation</b>		
At April 1, 2017	6.74	6.74
Additions	1.20	1.20
Disposals	-	-
<b>At March 31, 2018</b>	<b>7.93</b>	<b>7.94</b>
Additions	0.37	0.37
Disposals	-	-
<b>At March 31, 2019</b>	<b>8.30</b>	<b>8.31</b>
<b>Amortisation</b>		
At April 1, 2017	0.99	0.99
Amortisation	1.17	1.17
<b>At March 31, 2018</b>	<b>2.17</b>	<b>2.17</b>
Amortisation	1.32	1.32
Disposals	-	-
<b>At March 31, 2019</b>	<b>3.49</b>	<b>3.49</b>
<b>Net Block</b>		
At March 31, 2019	4.81	4.82
At March 31, 2018	5.77	5.77



**Grey Fox Project Management Company Private Limited**  
**Notes to financial statements for the year ended March 31, 2019**

5 Financial assets	As at March 31, 2019 Rs in lakhs	As at March 31, 2018 Rs in lakhs
<b>(i) Investments</b>		
<b>Investments in Equity Instruments</b>		
<b>Subsidiary company</b>		
100,000 (Previous year 100,000) equity shares of Valerian Management Services Private Limited of Re. 1 each fully paid.	1.00	1.00
	<b>1.00</b>	<b>1.00</b>
Aggregate book value of quoted investments	-	-
Aggregate market value of quoted investments	-	-
<b>Current</b>	-	-
<b>Non-Current</b>	<b>1.00</b>	<b>1.00</b>
	<b>1.00</b>	<b>1.00</b>

(ii) Other financial assets	As at March 31, 2019 Rs in lakhs	As at March 31, 2018 Rs in lakhs
Security Deposits	3.48	3.19
	<b>3.48</b>	<b>3.19</b>




**Grey Fox Project Management Company Private Limited**  
**Notes to financial statements for the year ended March 31, 2019**

**6 Other non-current assets**

	<b>As at March 31, 2019 Rs in lakhs</b>	<b>As at March 31, 2018 Rs in lakhs</b>
Prepayments	-	5.82
	-	5.82

**7 Non-current tax assets**

	<b>As at March 31, 2019 Rs in lakhs</b>	<b>As at March 31, 2018 Rs in lakhs</b>
Advance Income Tax (net of provision for taxation)	68.75	56.72
MAT credit entitlement receivable	20.86	20.86
	<b>89.61</b>	<b>77.58</b>



**Grey Fox Project Management Company Private Limited**  
**Notes to financial statements for the year ended March 31, 2019**

**8 Financial assets**

	As at March 31, 2019 Rs in lakhs	As at March 31, 2018 Rs in lakhs
<b>(i) Trade receivables</b>		
Trade receivables	43.89	15.40
	<u>43.89</u>	<u>15.40</u>
<b>Break-up for security details:</b>		
Trade receivables		
Secured, considered good	-	-
Unsecured, considered good	43.89	15.40
	<u>43.89</u>	<u>15.40</u>
<b>Impairment Allowance (allowance for bad and doubtful debts)</b>		
Unsecured, considered good	-	-
Doubtful	-	-
	<u>-</u>	<u>-</u>
<b>Total</b>	<u>43.89</u>	<u>15.40</u>

No trade or other receivable are due from directors or other officers of the company either severally or jointly with any other person. Nor any trade or other receivable are due from firms or private companies respectively in which any director is a partner, a director or a member.

The interest free credit period given to customers is upto 90 days.

	As At March 31, 2019 Rs in lakhs	As At March 31, 2018 Rs in lakhs
<b>(ii) Cash and cash equivalents</b>		
<b>Balance with banks</b>		
On current & cash credit accounts	20.01	0.15
Cash on hand	0.00	0.27
	<u>20.01</u>	<u>0.42</u>

At March 31, 2019, the Company had available Rs. Nil (March 31, 2017: Rs. Nil) of undrawn committed borrowing facilities.

	As At March 31, 2019 Rs in lakhs	As At March 31, 2018 Rs in lakhs
<b>(iii) Loans</b>		
Loan to related party	202.70	197.70
Loan to employee	-	26.55
	<u>202.70</u>	<u>224.24</u>

**9 Other current assets**

	As At March 31, 2019 Rs in lakhs	As At March 31, 2018 Rs in lakhs
<b>Advances recoverable in cash or kind</b>		
- Others	74.41	57.49
Balance with statutory/ government authorities	14.12	14.37
Prepaid Expenses	2.72	2.17
<b>Total</b>	<u>91.25</u>	<u>74.04</u>



10 Share capital

Authorised Share Capital

	Equity shares		Preference Shares	
	No. of shares	Rs in lakhs	No. of shares	Rs in lakhs
At April 1, 2017	1,000,000	10.00	49,000,000	49,000.00
Increase/(decrease) during the year	45,000,000	450.00	-	-
At March 31, 2018	46,000,000	460.00	49,000,000	49,000.00
Increase/(decrease) during the year	-	-	-	-
At March 31, 2019	46,000,000	460.00	49,000,000	49,000.00

Terms/rights attached to equity shares

The company has only one class of equity shares having par value of Rs. 1 per share. Each holder of equity shares is entitled to one vote per share. In the event of liquidation of the company, the holders of equity shares will be entitled to receive remaining assets of the company, after distribution of all preferential amounts. The distribution will be in proportion to the number of equity shares held by the shareholders.

Issued equity capital

Equity shares of Rs. 1 each issued, subscribed and fully paid

	No. of shares	Rs in lakhs
At April 1, 2017	500,668	5.01
Increase/(decrease) during the year	45,000,000	450.00
At March 31, 2018	45,500,668	455.01
Increase/(decrease) during the year	-	-
At March 31, 2019	45,500,668	455.01

The preference shares are not convertible into equity shares and are reflected in financial liabilities.


Shares held by holding Company

	As at March 31, 2019		As At March 31, 2018	
	No. of shares	Rs in lakhs	No. of shares	Rs in lakhs
Equity shares of Rs. 1 each fully paid up Lemon Tree Hotels Limited	45,500,668	455.01	45,500,668	455.01

Details of shareholders holding more than 5% shares in the company

Name of the shareholder	As at March 31, 2019		As at March 31, 2018	
	No. of shares	% held	No. of shares	% held
Equity shares of Rs. 1 each fully paid up Lemon Tree Hotels Limited	45,500,668	100.00%	45,500,668	100.00%

The Company has not issued Bonus Share, Share for consideration other than Cash and has not bought back shares during the period of five years immediately preceding the reporting date.




Grey Fox Project Management Company Private Limited  
Notes to financial statements for the year ended March 31, 2019

11 Other equity

	Rs in lakhs
<b>Retained Earnings</b>	
At April 1, 2017	(137.23)
Profit/(loss) for the year	(153.02)
At March 31, 2018	(290.25)
Profit/(loss) for the year	(4.77)
At March 31, 2019	(295.02)

	Rs in lakhs
<b>Capital Reserve( Equity component of Redeemable Preference Shares)</b>	
At April 1, 2017	45.99
Increase/(decrease) during the year	(17.94)
At March 31, 2018	28.05
Increase/(decrease) during the year	-
At March 31, 2019	28.05

	As at March 31, 2019 Rs in lakhs	As at March 31, 2018 Rs in lakhs
<b>Other reserves</b>		
Retained Earnings	(295.02)	(290.25)
Capital Reserve( Equity component of Redeemable Preference Shares)	28.05	28.05
	(266.97)	(262.20)





**Grey Fox Project Management Company Private Limited**  
**Notes to financial statements for the year ended March 31, 2019**

**12 Financial liabilities**


	As at March 31, 2019 Rs in lakhs	As at March 31, 2018 Rs in lakhs
<b>(i) Borrowings</b>		
<b>Non-current borrowings</b>		
<b>Indian rupee loans from Banks (Secured)</b>		
Vehicle loans (Refer note 1 below)	16.06	14.85
<b>Total non-current borrowings</b>	<b>16.06</b>	<b>14.85</b>
<b>Current borrowings</b>		
<b>Current maturity of long term loans</b>		
Vehicle loans (Refer note 1 below)	5.81	3.72
<b>Total current borrowings</b>	<b>5.81</b>	<b>3.72</b>
Less: Amount clubbed under "other current liabilities"	<b>(5.81)</b>	<b>(3.72)</b>
<b>Net current borrowings</b>	<b>-</b>	<b>-</b>

**Term loans**

1.) Vehicle loan is secured by hypothecation of underlying motor vehicle acquired out of such loans. Rate of interest of the loan is 9.50%. The loan is repaid on agreed monthly installments.


**13 Provisions**

	As at March 31, 2019 Rs in lakhs	As at March 31, 2018 Rs in lakhs
<b>Provision for gratuity</b>	<b>6.52</b>	<b>11.78</b>
Current	1.72	7.33
Non-current	4.80	4.45
<b>Provision for leave benefits</b>		
Current	2.98	3.80
Non-current	-	-
<b>Total current</b>	<b>4.70</b>	<b>11.12</b>
<b>Total non-current</b>	<b>4.80</b>	<b>4.45</b>



**Grey Fox Project Management Company Private Limited**  
**Notes to financial statements for the year ended March 31, 2019**

	As at March 31, 2019 Rs in lakhs	As at March 31, 2018 Rs in lakhs
<b>14 Financial Liabilities</b>		
<b>(i) Borrowings</b>		
Unsecured loan from related parties	175.28	140.28
	<u>175.28</u>	<u>140.28</u>
<b>(ii) Other current financial liabilities</b>		
Current maturities of long-term borrowings	5.81	3.72
Outstanding dues of other creditors	73.98	54.54
	<u>79.79</u>	<u>58.26</u>
<b>15 Other current liabilities</b>		
Statutory Dues	21.20	12.10
	<u>21.20</u>	<u>12.10</u>




**Grey Fox Project Management Company Private Limited**  
**Notes to financial statements for the year ended March 31, 2019**

16 Revenue from operations	March 31, 2019 Rs in lakhs	March 31, 2018 Rs in lakhs
<b>Revenue from operations</b>		
<b>Sale of products and services</b>		
- Project Management fee	403.89	233.30
<b>Revenue from operations</b>	<b>403.89</b>	<b>233.30</b>

17 Other income	March 31, 2019 Rs in lakhs	March 31, 2018 Rs in lakhs
Excess provision/ credit balances written back	6.41	-
Miscellaneous income	0.25	0.40
<b>Total</b>	<b>6.66</b>	<b>0.40</b>

18 Employee benefit expense	March 31, 2019 Rs in lakhs	March 31, 2018 Rs in lakhs
Salaries, wages and bonus	296.59	282.11
Insurance Expenses	3.85	3.56
Gratuity expense	-	1.74
Leave compensation expenses	-	0.96
Staff welfare expenses	9.16	7.86
<b>Total</b>	<b>309.60</b>	<b>296.23</b>

19 Other expenses	March 31, 2019 Rs in lakhs	March 31, 2018 Rs in lakhs
Lease rent	3.96	4.88
Repair and maintenance		
- Others	0.13	-
Rates and taxes	0.03	4.59
Insurance	0.80	0.72
Communication costs	2.19	5.17
Printing and stationery	0.62	0.80
Traveling and conveyance	0.05	5.67
Vehicle running and maintenance	13.12	13.70
Advertisement and business promotion	0.41	0.34
Legal and professional fees	77.56	54.30
Sundry Balances written off	0.03	-
Payment to auditors	0.12	0.21
Miscellaneous expenses	0.29	0.26
<b>Total</b>	<b>99.31</b>	<b>90.64</b>
<b>Payment to auditor</b>		
Audit fee	0.12	0.12
Taxation matters	0.02	0.09
Other services	-	-
	<b>0.14</b>	<b>0.21</b>



**Grey Fox Project Management Company Private Limited**  
**Notes to financial statements for the year ended March 31, 2019**

<b>20 Finance costs</b>	<b>March 31, 2019</b> Rs in lakhs	<b>March 31, 2018</b> Rs in lakhs
Interest		
- on loans from others	15.51	8.09
- on vehicle loans	2.07	1.11
- on income tax	-	0.00
- on others	-	6.71
Bank charges	0.06	0.01
<b>Total</b>	<b>17.64</b>	<b>15.92</b>

<b>21 Depreciation and amortization expense</b>	<b>March 31, 2019</b> Rs in lakhs	<b>March 31, 2018</b> Rs in lakhs
Depreciation of tangible assets	5.88	3.47
Amortization of intangible assets	1.32	1.17
<b>Total</b>	<b>7.20</b>	<b>4.64</b>

<b>22 Finance income</b>	<b>March 31, 2019</b> Rs in lakhs	<b>March 31, 2018</b> Rs in lakhs
Interest Income on :		
- Interest on income tax refund	2.13	-
-Others	23.02	20.65
	<b>25.15</b>	<b>20.65</b>

**23 Earnings per share (Basic and Diluted)**


Basic EPS amounts are calculated by dividing the profit for the year attributable to equity holders of the Company by the weighted average number of Equity shares outstanding during the year.

Diluted EPS amounts are calculated by dividing the profit attributable to equity holders of the Company (after adjusting for interest on the convertible preference shares) by the weighted average number of Equity shares outstanding during the year plus the weighted average number of Equity shares that would be issued on conversion of all the dilutive potential Equity shares into Equity shares.

The following reflects the income and share data used in the basic and diluted EPS computations:

	<b>March 31, 2019</b>	<b>March 31, 2018</b>
Profit/(loss) attributable to equity holders (for basic and dilu	1.95	(153.11)
Weighted Average Number of Equity Shares (for basic and c	45,500,668	12,952,723
Basic & Diluted EPS	0.00	(1.18)

\* The weighted average number of shares takes into account the weighted average effect of changes in share transactions during the year. There have been no other transactions involving Equity shares or potential Equity shares between the reporting date and the date of authorisation of these financial statements.



**Grey Fox Project Management Company Private Limited**  
**Notes to financial statements for the year ended March 31, 2019**

---

**24. Significant accounting judgements, estimates and assumptions**

The preparation of the Company's financial statements requires management to make judgements, estimates and assumptions that affect the reported amounts of revenues, expenses, assets and liabilities, and the accompanying disclosures, and the disclosure of contingent liabilities. Uncertainty about these assumptions and estimates could result in outcomes that require a material adjustment to the carrying amount of assets or liabilities affected in future periods.

*Judgements*

In the process of applying the Company's accounting policies, management has made the following judgements, which have the most significant effect on the amounts recognised in the financial statements:

*Estimates and assumptions*


The key assumptions concerning the future and other key sources of estimation uncertainty at the reporting date, that have a significant risk of causing a material adjustment to the carrying amounts of assets and liabilities within the next financial year, are described below. The Company based its assumptions and estimates on parameters available when the consolidated financial statements were prepared. Existing circumstances and assumptions about future developments, however, may change due to market changes or circumstances arising that are beyond the control of the Company. Such changes are reflected in the assumptions when they occur.

**Fair value measurement of financial instruments**

When the fair values of financial assets and financial liabilities recorded in the balance sheet cannot be measured based on quoted prices in active markets, their fair value is measured using other valuation techniques. The inputs to these models are taken from observable markets where possible, but where this is not feasible, a degree of judgement is required in establishing fair values. Judgements include considerations of inputs such as liquidity risk, credit risk and volatility. Changes in assumptions about these factors could affect the reported fair value of financial instruments. Changes in assumptions about these factors could affect the reported fair value of financial instruments.

**Taxes**

The management based on its assessment of the industry forecasts and current year profits is hopeful of generating future taxable profits to utilize deductible temporary differences, carry forward of unabsorbed depreciation. However, considering the nature of the Company's operations and history of past tax losses, deferred tax assets (including MAT credit) are recognized to the extent that it is probable that taxable profit will be generated in future against which the deductible temporary differences, carry forward of unabsorbed depreciation and tax losses can be utilised. Accordingly, it is considered prudent to recognize the deferred tax assets only to the extent of deferred tax liabilities and the Company has not recognised deferred tax assets on remaining unused tax losses/credits.




**Grey Fox Project Management Company Private Limited**  
**Notes to financial statements for the year ended March 31, 2019**

---

**25. Gratuity and other post-employment benefit plans**

	<i>Rs. in lakhs</i>	
	<b>March 31, 2019</b>	<b>March 31, 2018</b>
Gratuity plan	6.52	11.78
<b>Total</b>	<b>6.52</b>	<b>11.78</b>

The Company has a defined benefit gratuity plan. The gratuity plan is governed by the Payment of Gratuity Act, 1972. Under the act, employee who has completed five years of service is entitled to specific benefit. The level of benefits provided depends on the member's length of service and salary at retirement age. The Company makes provision of such gratuity asset/ liability in the books of accounts on the basis of actuarial valuation as per the Projected unit credit method.



**Grey Fox Project Management Company Private Limited**  
**Notes to financial statements for the year ended March 31, 2019**

Changes in the defined benefit obligation and fair value of plan assets as at March 31, 2019:

	Gratuity cost charged to profit or loss					Remeasurement gains/(losses) in other comprehensive income					Rs. in lakhs	
	April 1, 2018	Service cost	Net interest expense	Sub-total included in profit or loss	Benefits paid	Return on plan assets (excluding amounts included in net interest expense)	Actuarial changes arising from demographic assumptions	Actuarial changes arising from changes in financial assumptions	Experience adjustments	Sub-total included in OCI		Contributions by employer
Defined benefit obligation	11.78	0.67	0.80	1.47	-	-	-	0.01	(6.74)	(6.73)	-	6.52
Fair value of plan assets	-	-	-	-	-	-	-	-	-	-	-	-
<b>Benefit liability</b>	<b>11.78</b>	<b>0.67</b>	<b>0.80</b>	<b>1.47</b>	<b>-</b>	<b>-</b>	<b>-</b>	<b>0.01</b>	<b>(6.74)</b>	<b>(6.73)</b>	<b>-</b>	<b>6.52</b>

Changes in the defined benefit obligation and fair value of plan assets as at March 31, 2018:

	Gratuity cost charged to profit or loss					Remeasurement gains/(losses) in other comprehensive income					Rs. in lakhs	
	April 1, 2017	Service cost	Net interest expense	Sub-total included in profit or loss	Benefits paid	Return on plan assets (excluding amounts included in net interest expense)	Actuarial changes arising from demographic assumptions	Actuarial changes arising from changes in financial assumptions	Experience adjustments	Sub-total included in OCI		Contributions by employer
Defined benefit obligation	10.14	1.09	0.64	1.73	-	-	-	(0.06)	(0.03)	(0.09)	-	11.78
Fair value of plan assets	-	-	-	-	-	-	-	-	-	-	-	-
<b>Benefit liability</b>	<b>10.14</b>	<b>1.09</b>	<b>0.64</b>	<b>1.73</b>	<b>-</b>	<b>-</b>	<b>-</b>	<b>(0.06)</b>	<b>(0.03)</b>	<b>(0.09)</b>	<b>-</b>	<b>11.78</b>



**Grey Fox Project Management Company Private Limited**  
**Notes to financial statements for the year ended March 31, 2019**

The principal assumptions used in determining gratuity obligations for the Company's plans are shown below:

	March 31, 2019	March 31, 2018
<b>Discount rate:</b>	%	%
Pension plan	6.70%	6.80%
<b>Future salary increases:</b>		
Pension plan	5.00%	5.00%
<b>Life expectation for pensioners:</b>	Years	Years
<b>Pension plan</b>		
Male	60	60
Female	60	60

A quantitative sensitivity analysis for significant assumption as at March 31, 2019 is as shown below:


**India gratuity plan:**

Assumptions	<i>Rs. In lakhs</i>			
	March 31, 2019	March 31, 2019	March 31, 2019	March 31, 2019
	Discount rate		Future salary increases	
Sensitivity Level	1% increase	1% decrease	1% increase	1% decrease
Impact on defined benefit obligation	0.14	0.15	0.15	0.14

Assumptions	<i>Rs. in lakhs</i>			
	March 31, 2018	March 31, 2018	March 31, 2018	March 31, 2018
	Discount rate		Future salary increases	
Sensitivity Level	1% increase	1% decrease	1% increase	1% decrease
Impact on defined benefit obligation	0.14	0.15	0.15	0.15

The sensitivity analyses above have been determined based on a method that extrapolates the impact on defined benefit obligation as a result of reasonable changes in key assumptions occurring at the end of the reporting period.





**Grey Fox Project Management Company Private Limited**  
**Notes to financial statements for the year ended March 31, 2019**

---

The following payments are expected contributions to the defined benefit plan in future years:

Duration (Years)	<i>Rs. in lakhs</i>	
	<b>For the year ended March 31, 2019</b>	<b>For the year ended March 31, 2018</b>
1	1.78	7.57
2	2.05	1.24
3	1.68	1.49
4	0.63	1.22
5	0.39	0.46
Above 5	1.13	1.02
<b>Total expected payments</b>	<b>7.66</b>	<b>13.01</b>


The average duration of the defined benefit plan obligation at the end of the reporting period is 3 years (March 31, 2018: 2years).

**26. Commitments and contingencies**

**a. Commitments**

**Estimated amount of contracts remaining to be executed on capital account and not provided for:**

At March 31, 2019, the Company had commitments of Rs. Nil (March 31, 2018: Nil)



**Grey Fox Project Management Company Private Limited**  
**Notes to financial statements for the year ended March 31, 2019**

---


**27. Related Party Transactions**

---

a) Names of related parties where control exists irrespective of whether transactions have occurred

Holding Company	- Lemon Tree Hotels Limited
Subsidiary Companies	- Valerian Management Services Private Limited
Fellow subsidiary companies	- Manakin Resorts Private Limited
Individuals having significant influence	- Mr. Jagdish Kumar Chawla (upto 1-September 2017)
Key Management Person	- Mr. Natasha Yashpal (Director) - Mr. Rajeev Janveja (Director)

---




**Grey Fox Project Management Company Private Limited**  
**Notes to financial statements for the year ended March 31, 2019**

The following table provides the total amount of transactions that have been entered into with related parties for the relevant financial year


*Rs in lakhs*

Transactions with Related party	Year Ended	Holding Company	Subsidiary Company	Fellow Subsidiary Company	Individuals having significant influence
<b>Loan Taken</b>					
Manakin Resorts Private Limited	31-Mar-19	-	-	-	-
	31-Mar-18	-	-	149.50	-
Lemon Tree Hotels Limited	31-Mar-19	<b>35.00</b>			
	31-Mar-17	-	-	-	-
<b>Repayment of Loan Taken</b>					
Manakin Resorts Private Limited	31-Mar-19	-	-	-	-
	31-Mar-18	-	-	9.22	-
Lemon Tree Hotels Limited	31-Mar-19	-	-	-	-
	31-Mar-18	64.22	-	-	-
<b>Reimbursement of expenses</b>					
Lemon Tree Hotels Limited	31-Mar-19	6.15	-	-	-
	31-Mar-18	-	-	-	-
Mr. JK Chawla	31-Mar-19	-	-	-	-
	31-Mar-18	-	-	-	4.13
<b>Salary Paid</b>					
Mr. JK Chawla	31-Mar-19	-	-	-	-
	31-Mar-18	-	-	-	44.58
<b>Project Management fee Received</b>					
Lemon Tree Hotels Limited	31-Mar-19	455.64			
	31-Mar-18	222.99	-	-	-
<b>Loan Received back</b>					
Valerian Management Services Private Limited	31-Mar-19		<b>11.00</b>		
	31-Mar-18	-	5.00	-	-



**Grey Fox Project Management Company Private Limited**  
**Notes to financial statements for the year ended March 31, 2019**

Transactions with Related party	Year Ended	Holding Company	Subsidiary Company	Fellow Subsidiary Company	Individuals having significant influence
					-
Mr. Jk Chawla	31-Mar-19	-	-	-	-
	31-Mar-18	-	-	-	12.00
<b>Loan Given</b>					
Valerian Management Services Private Limited	31-Mar-19		16.00		
	31-Mar-18	-	8.00	-	-
<b>Interest Received</b>					
Valerian Management Services Private Limited	31-Mar-19		21.19		
	31-Mar-18	-	17.81	-	-
Mr. JK Chawla	31-Mar-19	-	-	-	-
	31-Mar-18	-	-	-	0.33
<b>Interest Payable(gross)</b>					
Manakin Resorts Private Limited	31-Mar-19			14.38	
	31-Mar-18	-	-	7.28	-
Lemon Tree Hotels Limited	31-Mar-19	0.88			
	31-Mar-18	0.81	-	-	-
<b>Redemption of Preference share</b>					
Lemon Tree Hotels Limited	31-Mar-19	-	-	-	-
	31-Mar-18	420.00	-	-	-
<b>Subscription in Share Capital of the Company</b>					
Lemon Tree Hotels Limited	31-Mar-19	-	-	-	-
	31-Mar-18	450.00	-	-	-
<b>Balance as at period end</b>					
Lemon Tree Hotels Limited	31-Mar-19	8.89	-	-	-
	31-Mar-18	0.73	-	-	-
Manakin Resorts Private Limited	31-Mar-19			154.66	
	31-Mar-18	-	-	147.13	-



**Grey Fox Project Management Company Private Limited**  
**Notes to financial statements for the year ended March 31, 2019**

Transactions with Related party	Year Ended	Holding Company	Subsidiary Company	Fellow Subsidiary Company	Individuals having significant influence
Valerian Management Services Private Limited	31-Mar-19		223.88		
	31-Mar-18	-	252.90	-	-
Mr. Jkchawla	31-Mar-19	-	-	-	-
	31-Mar-18	-	-	-	26.11


**28. Fair values**

This section gives an overview of the significance of financial instruments for the company and provides additional information on the balance sheet. Details of significant accounting policies, including the criteria for recognition, the basis of measurement and the basis on which income and expenses are recognised, in respect of each class of financial asset, financial liability and equity instrument

**a. Financial Assets**

*Rs. in lakhs*

	March 31, 2019		March 31, 2018	
	FVTPL	Amortised Cost	FVTPL	Amortised Cost
<b>Financial Assets</b>				
Trade Receivables	-	43.88	-	15.40
Security Deposits (non-current)	-	3.48	-	3.19
Cash and Cash Equivalents	-	20.01	-	0.41
Loans (current)	-	202.70	-	224.24
Investments( non-current)	-	1.00	-	1.00
<b>Total Financial Assets</b>	-	271.07	-	244.24



**Grey Fox Project Management Company Private Limited**  
**Notes to financial statements for the year ended March 31, 2019**

**Financial Liabilities**

*Rs. in lakhs*

	March 31, 2019		March 31, 2018	
	FVTPL	Amortised Cost	FVTPL	Amortised Cost
<b>Financial Liabilities</b>				
Borrowings	-	197.15	-	158.86
Other Current Financial Liabilities	-	73.98	-	54.53
<b>Total Financial Liabilities</b>	-	<b>271.13</b>	-	<b>213.38</b>

**b. Fair value measurement hierarchy for assets and liabilities**

**Fair value measurement**

Fair value is the price that would be received to sell an asset or paid to transfer a liability in an orderly transaction between market participants at the measurement date under current market conditions.

The Company categorizes assets and liabilities measured at fair value into one of three levels depending on the ability to observe inputs employed in their measurement which are described as follows:

**i) Level 1**


Inputs are quoted prices (unadjusted) in active markets for identical assets or liabilities.

**ii) Level 2**

Inputs are inputs that are observable, either directly or indirectly, other than quoted prices included within level 1 for the asset or liability.

**iii) Level 3**

Inputs are unobservable inputs for the asset or liability reflecting significant modifications to observable related market data or Company's assumptions about pricing by market participants.



**Grey Fox Project Management Company Private Limited**  
**Notes to financial statements for the year ended March 31, 2019**

The following table provides the fair value measurement hierarchy of the Company's assets and liabilities:

**Financial assets and liabilities measured at fair value**

*Rs. in lakhs*

	March 31, 2019			
	Level 1	Level 2	Level 3	Total
<b>Financial investments as FVTPL</b>	-	-	-	-
<b>Total</b>	-	-	-	-

	March 31, 2018			
	Level 1	Level 2	Level 3	Total
<b>Financial investments as FVTPL</b>	-	-	-	-
<b>Total</b>	-	-	-	-

Methods and assumptions were used to estimate the fair values:

The fair values of the investment in mutual funds have been estimated based on NAV of the assets at each reporting date.

**29. Financial risk management objectives and policies**

The Company's principal financial liabilities comprise loans and borrowings, trade and other payables. The main purpose of these financial liabilities is to finance the Company's operations and to support its operations. The Company's financial assets include loans, trade and other receivables, and cash & cash equivalents that derive directly from its operations.


The Company is exposed to market risk, credit risk and liquidity risk. The Company's senior management oversees the management of these risks. The Company's senior management is supported by a financial risk committee that advises on financial risks and the appropriate financial risk governance framework for the Company. This financial risk committee provides assurance to the Company's senior management that the Company's financial risk activities are governed by appropriate policies and procedure and that financial risks are identified, measured and managed in accordance with the Company's policies and risk objectives. The Board of Directors reviews and agrees policies for managing each risk, which are summarised as below:

**Market risk**

Market risk is the risk that the fair value of future cash flows of a financial instrument will fluctuate because of changes in market prices. Market risk comprises of interest rate risk, currency risk and other price risk. Financial instruments affected by market risk include loans and borrowings.

**Interest rate risk**

Interest rate risk is the risk that the fair value or future cash flows of a financial instrument will fluctuate because of changes in market interest rates. The Company's exposure to the risk of changes



**Grey Fox Project Management Company Private Limited**  
**Notes to financial statements for the year ended March 31, 2019**

in market interest rates relates primarily to the Company's long-term debt obligations with floating interest rates. The Company is carrying its borrowings primarily at variable rate. The Company expects the variable rate to decline, accordingly the Company is currently carrying its loans at variable interest rates.

*Rs in lakhs*

	<b>March 31, 2019</b>	March 31, 2018
Variable rate borrowings	<b>175.28</b>	140.28
Fixed rate borrowings	<b>21.87</b>	18.58

**Interest rate sensitivity**

The following table demonstrates the sensitivity to a reasonably possible change in interest rates on that portion of loans and borrowings affected, after the impact of hedge accounting. With all other variables held constant, the Company's profit before tax is affected through the impact on floating rate borrowings, as follows:


	<b>Increase/decrease in basis points</b>	<b>Effect on profit before tax</b>
		<i>Rs. In lakhs</i>
<b>31-March-19</b>		
INR	50	0.75
INR	-50	(0.75)
<b>31-March-18</b>		
INR	50	0.45
INR	-50	(0.45)

**Credit risk**

Credit risk is the risk that counterparty will not meet its obligations under a financial instrument or customer contract, leading to a financial loss. The Company is exposed to credit risk from its operating activities (primarily trade receivables and deposits to landlords) and from its financing activities, including deposits with banks and financial institutions, foreign exchange transactions and other financial instruments.

**Trade receivables and Security Deposits**

Customer credit risk is managed by business through the Company's established policy, procedures and control relating to customer credit risk management. Credit quality of each customer is assessed and credit limits are defined in accordance with this assessment. Outstanding customer receivables and security deposits are regularly monitored.





**Grey Fox Project Management Company Private Limited**  
**Notes to financial statements for the year ended March 31, 2019**

---

An impairment analysis is performed for all major customers at each reporting date on an individual basis. In addition, a large number of minor receivables are grouped into homogenous group and assessed for impairment collectively. The calculation is based on historical data. The maximum exposure to credit risk at the reporting date is the carrying value of each class of financial assets disclosed in note 8. The Company evaluates the concentration of risk with respect to trade receivables as low, as its customers are located in several jurisdictions and industries and operate in largely independent markets.

**Foreign currency risk**

Foreign currency risk is the risk that the fair value or future cash flows of an exposure will fluctuate because of changes in foreign exchange rates. The Company has no exposure in foreign currency.

**(a) Trade receivables**


Customer credit risk is managed by each business location subject to the Company's established policy, procedures and control relating to customer credit risk management. Credit quality of a customer is assessed and individual credit limits are defined in accordance with the assessment both in terms of number of days and amount.

An impairment analysis is performed at each reporting date on an individual basis for major clients. In addition, a large number of minor receivables are grouped into homogenous groups and assessed for impairment collectively. The maximum exposure to credit risk at the reporting date is the carrying value of each class of financial assets disclosed in Note 5 & 8. The Company does not hold collateral as security.

**Gross carrying amount of trade receivables**

*Rs. in lakhs*

Ageing	March 31, 2019	March 31, 2018
Not due	-	-
0-60 days past due	43.89	8.31
61-120 days past due	-	-
121-180 days past due	-	-
180-365 days past due	-	7.09
365-730 days past due	-	-
more than 730 days	-	-



**Grey Fox Project Management Company Private Limited**  
**Notes to financial statements for the year ended March 31, 2019**

**Provision for doubtful debts**

*Rs. in lakhs*

Ageing	March 31, 2019	March 31, 2018
Not due	-	-
0-60 days past due	-	-
61-120 days past due	-	-
121-180 days past due	-	-
180-365 days past due	-	-
365-730 days past due	-	-
more than 730 days	-	-

Particulars	March 31, 2019	March 31, 2018
<b>Provision at beginning</b>	-	-
Addition during the year	-	-
Reversal during the year	-	-
Utilised during the year	-	-
<b>Provision at closing</b>	-	-


**Reconciliation of provision for doubtful debts - Loans and deposits**

Particulars	March 31, 2019	March 31, 2018
<b>Provision at beginning</b>	-	-
Addition during the year	-	-
Reversal during the year	-	-
Utilised during the year	-	-
<b>Provision at closing</b>	-	-

**Liquidity risk**

The Company monitors its risk of a shortage of funds by estimating the future cash flows. The Company's objective is to maintain a balance between continuity of funding and flexibility through the use of bank overdrafts, cash credit facilities and bank loans. The Company assessed the concentration of risk with respect to refinancing its debt and concluded it to be low. The Company has access to a sufficient variety of sources of funding and debt maturity within 12 months can be rolled over with existing lenders. The Company had access to the following undrawn borrowing facilities at the end of the reporting periods -

The table below summarises the maturity profile of the Company's financial liabilities based on contractual undiscounted payments.



**Grey Fox Project Management Company Private Limited**  
**Notes to financial statements for the year ended March 31, 2019**


The table below summarises the maturity profile of the Company's financial liabilities based on contractual undiscounted payments

	<i>Rs in lakhs</i>					
	On demand	Less than 3 months	3 to 12 months	1 to 5 years	> 5 years	Total
<b>Year ended March 31, 2019</b>						
Borrowings	175.28	0.93	4.88	16.06	-	197.15
Financial Liabilities (Other than current maturity)	73.98	-	-	-	-	73.98
	<b>249.26</b>	<b>0.93</b>	<b>4.88</b>	<b>16.06</b>	<b>-</b>	<b>271.13</b>
<b>Year ended March 31, 2018</b>						
Borrowings (other than convertible preference shares)	140.28	0.52	3.20	14.85	-	158.85
Financial Liabilities (Other than current maturity)	54.53	-	-	-	-	54.53
	<b>194.81</b>	<b>0.52</b>	<b>3.20</b>	<b>14.85</b>	<b>-</b>	<b>213.38</b>

### 30. Capital management

For the purpose of the Company's capital management, capital includes issued equity capital, share premium and all other equity reserves attributable to the equity holders of the Company. The primary objective of the Company's capital management is to maximise the shareholder value.

The Company manages its capital structure and makes adjustments in light of changes in economic conditions and the requirements of the financial covenants. To maintain or adjust the capital structure, the Company may adjust the dividend payment to shareholders, return capital to shareholders or issue new shares. The Company monitors capital using a gearing ratio, which is net debt divided by total capital plus net debt. The Company includes within net debt, interest bearing loans and borrowings, trade payables, less cash and cash equivalents.



**Grey Fox Project Management Company Private Limited**  
**Notes to financial statements for the year ended March 31, 2019**

	<i>Rs In lakhs</i>	
	<b>March 31, 2019</b>	<b>March 31, 2018</b>
Borrowings (Note 12)	197.15	158.86
Less: cash and cash equivalents (Note 8)	20.01	0.41
<b>Net debt</b>	<b>177.14</b>	<b>158.45</b>
Equity	188.02	192.80
<b>Capital and net debt</b>	<b>365.16</b>	<b>351.25</b>
Gearing ratio	48.51%	45.11%

In order to achieve this overall objective, the Company's capital management, amongst other things, aims to ensure that it meets financial covenants attached to the interest-bearing loans and borrowings that define capital structure requirements.

Breaches in meeting the financial covenants would permit the bank to immediately call loans and borrowings. There have been no breaches in the financial covenants of any interest-bearing loans and borrowing in the current period.

No changes were made in the objectives, policies or processes for managing capital during the year ended 31 March 2019 and 31 March 2018.

31. In the opinion of the management the "Short-term loans and advances" have a value on realization in the ordinary course of business at least equal to the amount at which they are stated in the Balance Sheet unless otherwise stated.
32. As per the information available with the Company in response to the enquiries from existing suppliers with whom Company deals, none of the suppliers are registered with The Micro, Small and Medium Enterprises Development Act, 2006.

As per our report of even date

**For APAS & Co.**  
 Firm Registration No. 000340C  
 Chartered Accountants

**For and on behalf of the Board of Directors of Grey Fox Project Management Company Private Limited**

*Rajeev Ranjan*

**Rajeev Ranjan**  
 Partner  
 Membership No. 535395



*Natasha Yashpal*

**Natasha Yashpal**  
 Director  
 DIN: 07384326

*Rajeev Janveja*

**Rajeev Janveja**  
 Director  
 DIN: 07334001

Place : New Delhi  
 Date : May 23, 2019