

INDEPENDENT AUDITOR'S REPORT

TO THE MEMBERS OF CELSIA HOTELS PRIVATE LIMITED

Report on the Ind AS Financial Statements

We have audited the accompanying Ind AS financial statements of **CELSIA HOTELS PRIVATE LIMITED** ("the Company"), which comprise the Balance Sheet as at 31 March 2017, and the Statement of Profit and Loss (including Other Comprehensive Income), the Cash Flow Statement and the Statement of Changes in Equity for the year then ended, and a summary of the significant accounting policies and other explanatory information.

Management's Responsibility for Ind AS Financial Statements

The Company's Board of Directors is responsible for the matters stated in Section 134(5) of the Companies Act, 2013 ("the Act") with respect to the preparation of these Ind AS financial statements that give a true and fair view of the state of affairs (financial position), profit or loss (financial performance including other comprehensive income), cash flows and changes in equity of the Company in accordance with the accounting principles generally accepted in India, including the Indian Accounting Standards (Ind AS) prescribed under Section 133 of the Act read with the Companies (Indian Accounting Standards) Rules, 2015 as amended. This responsibility also includes maintenance of adequate accounting records in accordance with the provisions of the Act for safeguarding the assets of the Company and for preventing and detecting frauds and other irregularities; selection and application of appropriate accounting policies; making judgments and estimates that are reasonable and prudent; and design, implementation and maintenance of adequate internal financial controls, that were operating effectively for ensuring the accuracy and completeness of the accounting records, relevant to the preparation and presentation of the Ind AS financial statements, that give a true and fair view and are free from material misstatement, whether due to fraud or error.

Auditor's Responsibility

Our responsibility is to express an opinion on these Ind AS financial statements based on our audit. We have taken into account the provisions of the Act, the accounting and auditing standards and matters which are required to be included in the audit report under the provisions of the Act and the Rules made there under. We conducted our audit of the Ind AS financial statements in accordance with the Standards on Auditing specified under Section 143(10) of the Act. Those Standards require that we comply with ethical requirements and plan and perform the audit to obtain reasonable assurance about whether the Ind AS financial statements are free from material misstatement.

An audit involves performing procedures to obtain audit evidence about the amounts and the disclosures in the Ind AS financial statements. The procedures selected depend on the auditor's judgment, including the assessment of the risks of material misstatement of the Ind AS financial statements, whether due to fraud or error. In making those risk assessments, the auditor considers internal financial controls relevant to the Company's preparation of the Ind AS financial statements that give a true and fair view in order to design audit procedures that are appropriate in the circumstances. An audit also includes evaluating the appropriateness of the accounting policies used and the reasonableness of the accounting estimates made by the Company's Directors, as well as evaluating the overall presentation of the Ind AS financial statements.





We believe that the audit evidence we have obtained is sufficient and appropriate to provide a basis for our audit opinion on the Ind AS financial statements.

Opinion

In our opinion and to the best of our information and according to the explanations given to us, the aforesaid Ind AS financial statements give the information required by the Act in the manner so required and give a true and fair view in conformity with the accounting principles generally accepted in India including the Ind AS, of the state of affairs (financial position) of the Company as at 31 March, 2017, and its profit (financial performance including other comprehensive income), its cash flows and the changes in equity for the year ended on that date.

Other Matters

The comparative financial information of the Company for the year ended 31 March 2016 and the transition date opening balance sheet as at 1 April 2015 included in these Ind AS financial statements, are based on the previously issued statutory financial statements prepared in accordance with the Companies (Accounting Standards) Rules, 2006 audited by us, whose audit report for the year ended 31 March 2016 & 31 March 2015 dated 03 June 2016 & 11 June 2015 respectively expressed an unmodified opinion on those financial statements, as adjusted for the differences in the accounting principles adopted by the Company on transition to the Ind AS, which have been audited by us.

Our opinion is not modified in respect of above matter.

Report on Other Legal and Regulatory Requirements

1. As required by the Companies (Auditor's Report) Order, 2016 ("the Order") issued by the Central Government in terms of Section 143(11) of the Act, and on the basis of such checks of the books and records of the Company as we considered appropriate and according to the information and explanations given to us, we give in "Annexure I" a statement on the matters specified in paragraphs 3 and 4 of the said Order.
2. As required by Section 143 (3) of the Act, we report that:
 - (a) We have sought and obtained all the information and explanations which to the best of our knowledge and belief were necessary for the purposes of our audit.
 - (b) In our opinion, proper books of account as required by law have been kept by the Company so far as it appears from our examination of those books.
 - (c) The Balance Sheet, the Statement of Profit and Loss (including the Other Comprehensive Income), the Cash Flow Statement and the Statement of Changes in Equity dealt with by this Report are in agreement with the books of account.
 - (d) In our opinion, the aforesaid Ind AS financial statements comply with the Indian Accounting Standards prescribed under Section 133 of the Act read with the Companies (Indian Accounting Standards) Rules, 2015 as amended.





APAS & Co.
CHARTERED ACCOUNTANTS

8/ 14, BASEMENT,
KALKAJI EXTENSION
NEW DELHI - 110019


- (e) On the basis of the written representations received from the directors as on 31st March, 2017 taken on record by the Board of Directors, none of the directors is disqualified as on 31st March, 2017 from being appointed as a director in terms of Section 164 (2) of the Act.
- (f) We are enclosing herewith a report in Annexure II for our opinion on adequacy of internal financial controls system in place in the company and the operating effectiveness of such controls.
- (g) With respect to the other matters to be included in the Auditor's Report in accordance with Rule 11 of the Companies (Audit and Auditors) Rules, 2014, in our opinion and to the best of our information and according to the explanations given to us:
- i. The Company has disclosed the impact of pending litigations on its financial position in its Ind AS financial statements. Refer Note 27 to the financial statements.
 - ii. According to the information and explanations provided to us, the Company did not have any long-term contracts including derivative contracts for which there were any material foreseeable losses.
 - iii. The Company has provided requisite disclosures in Note no.33 of its financial statements as to holdings as well as dealings in Specified Bank Notes (SBN) during the period from 8 November 2016 to 30 December 2016. Based on the audit procedures and relying on the management representation, we report that the disclosures are in accordance with the books of accounts and records maintained by the Company.

For APAS & CO.
CHARTERED ACCOUNTANTS
Firm Regn No. 000340C


(SUMIT KATHURIA)
PARTNER
M No. 520078

PLACE : NEW DELHI
DATED : June 8, 2017






ANNEXURE- I TO THE INDEPENDENT AUDITOR'S REPORT

(Referred to in paragraph 1 under 'Report on Other Legal and Regulatory Requirements' section of our report of even date)

- i) In respect of its fixed assets:
 - a) The company has maintained proper records showing full particulars, including quantitative details and situation of fixed assets.
 - b) As explained to us, fixed assets have been physically verified by the management in a phased periodical manner, which in our opinion is reasonable, having regard to the size of the Company and nature of its assets. As informed to us no material discrepancies were noticed on such physical verification.
 - c) Title deeds In respect of all immovable properties are held in the name of the company.
- ii) As explained to us physical verification has been conducted by the management at reasonable intervals in respect of inventories of finished goods, stores, spare parts and raw materials. We were informed that physical verification of clay was made on the basis of volume and density which is approximately correct. We were explained that no material discrepancies have been noticed on physical verification.
- iii) As informed to us the company has not granted loans, secured or unsecured, to companies, firms or other parties covered in the register maintained under section 189 of the Companies Act.
- iv) According to the information and explanations given to us, the company has complied with the provisions of Section 185 and 186, wherever applicable, in respect of loans, investments, guarantees and securities provided by the company. We are informed that the company has not given any loan, made investment, given guarantee or provide any security during the year.
- v) According to the information and explanations given to us the company has not accepted any deposits, in terms of the directives issued by the Reserve Bank of India and the provisions of sections 73 to 76 or any other relevant provisions of the Companies Act 2013 and the rules framed there under.
- vi) In respect of business activities of the company, maintenance of cost records has not been specified by the Central Government under sub-section (l) of section 148 read with rules framed thereunder of the Companies Act 2013.
- vii) a) As per information and explanations given to us, the company is regular in depositing undisputed statutory dues including provident fund, employees' state insurance, income-tax, sales-tax, service tax, duty of customs, duty of excise, value added tax, cess and any other statutory dues with the appropriate authorities. As informed to us there are no outstanding statutory dues in arrears as at the last day of





the financial year concerned for a period of more than six months from the date they became payable except the following:


Name of the statute	Nature of Dues	Amount (Rs.)	Period to which the amount relates	Due date	Date of Payment
Karnataka Labour Welfare Fund	Unpaid Employee Dues	9,16,308/-	FY 2009-10 to 2013-2014	31.03.2016	Not paid

b) We have been informed that no unpaid disputed demands are outstanding in respect of Income Tax, Sales Tax, Service Tax, Custom Duty, Excise Duty, VAT or Cess except the following:

Name of the statute	Nature of Dues	Amount	Period to which the amount relates	Forum where dispute is pending
Income Tax Act, 1961	Demand u/s 143 (3)	Rs. 16,40,100 (excluding Rs. 2,50,000 deposited)	AY 2014-15	CIT (A)-2

- viii) Based on our audit procedures and on the basis of information and explanations given to us by the management, we are of the opinion that there is no default in repayment of loans or borrowings to the financial institutions and banks as at the year end. There are no loans from Government and the company has not issued any debentures.
- ix) As explained to us term loans obtained during the year were applied for the purpose for which the loans were obtained by the company. The company has not raised any money during the year by way initial or further public offer.
- x) Based upon the audit procedures performed and information and explanations given by the management, we report that, no fraud by the Company or on the company by its officers or employees has been noticed or reported during the course of our audit for the year ended 31.03.2017.
- xi) The company has not paid any managerial remuneration during the year to any of its directors. Hence, clause (xi) of the order is not applicable to the company.
- xii) The provisions of clause (xii) of the Order are not applicable as the company is not a Nidhi Company as specified in the clause.






APAS & Co.
CHARTERED ACCOUNTANTS

8/ 14, BASEMENT,
KALKAJI EXTENSION
NEW DELHI-110019


- xiii) According to information and explanations given to us, we are of the opinion that all related party transactions are in compliance with section 177 and 188 of the Companies Act, 2013. Necessary disclosures have been made in the financial statements as required by the applicable accounting standards.
- xiv) According to information and explanations given to us the company has not made any preferential allotment or private placement of shares or debentures during the year.
- xv) According to information and explanations given to us the Company has not entered into any non-cash transaction with the director or any person connected with him during the year.
- xvi) In our opinion, in view of its business activities, the company is not required to be registered under section 45IA of Reserve Bank of India Act 1934.

For APAS & CO.
CHARTERED ACCOUNTANTS
Firm Regn No. 000340C


(SUMIT KATHURIA)
PARTNER
M No. 520078

PLACE : NEW DELHI
DATED : June 8, 2017





APAS & Co.
CHARTERED ACCOUNTANTS

8/ 14, BASEMENT,
KALKAJI EXTENSION
NEW DELHI - 110019

ANNEXURE- II TO THE INDEPENDENT AUDITOR'S REPORT

(Referred to in paragraph 2(f) under 'Report on Other Legal and Regulatory Requirements' section of our report of even date)

We have audited the internal financial controls over financial reporting of **CELSIA HOTELS PRIVATE LIMITED** ("the Company") as of 31st March 2017 in conjunction with our audit of financial statements of the Company for the year ended on that date.

Management's Responsibility for Internal Financial Controls


The Company's management is responsible for establishing and maintaining internal financial controls based on the internal control over financial reporting criteria established by the Company considering the essential components of internal control stated in the Guidance Note on Audit of Internal Financial Controls Over Financial Reporting issued by the Institute of Chartered Accountants of India. These responsibilities include the design, implementation and maintenance of adequate internal financial controls that were operating effectively for ensuring the orderly and efficient conduct of its business, including adherence to company's policies, the safeguarding of its assets, the prevention and detection of frauds and errors, the accuracy and completeness of the accounting records, and the timely preparation of reliable financial information, as required under the Companies Act, 2013.

Auditors' Responsibility

Our responsibility is to express an opinion on the Company's internal financial controls over financial reporting based on our audit. We conducted our audit in accordance with the Guidance Note on Audit of Internal Financial Controls Over Financial Reporting (the "Guidance Note") and the Standards on Auditing, issued by ICAI and deemed to be prescribed under section 143(10) of the Companies Act, 2013, to the extent applicable to an audit of internal financial controls, both applicable to an audit of Internal Financial Controls and, both issued by the Institute of Chartered Accountants of India. Those Standards and the Guidance Note require that we comply with ethical requirements and plan and perform the audit to obtain reasonable assurance about whether adequate internal financial controls over financial reporting was established and maintained and if such controls operated effectively in all material respects. Our audit involves performing procedures to obtain audit evidence about the adequacy of the internal financial controls system over financial reporting and their operating effectiveness.

Our audit of internal financial controls over financial reporting included obtaining an understanding of internal financial controls over financial reporting, assessing the risk that a material weakness exists, and testing and evaluating the design and operating effectiveness of internal control based on the assessed risk. The procedures selected depend on the auditor's judgment, including the assessment of the risks of material misstatement of the financial statements, whether due to fraud or error. We believe that the audit evidence l/we have obtained is sufficient and appropriate to provide a basis for our audit opinion on the Company's internal financial controls system over financial reporting.





Meaning of Internal Financial Controls Over Financial Reporting

A company's internal financial control over financial reporting is a process designed to provide reasonable assurance regarding the reliability of financial reporting and the preparation of financial statements for external purposes in accordance with generally accepted accounting principles. A company's internal financial control over financial reporting includes those policies and procedures that:

- (1) pertain to the maintenance of records that, in reasonable detail, accurately and fairly reflect the transactions and dispositions of the assets of the company;
- (2) provide reasonable assurance that transactions are recorded as necessary to permit preparation of financial statements in accordance with generally accepted accounting principles, and that receipts and expenditures of the company are being made only in accordance with authorisations of management and directors of the company; and
- (3) provide reasonable assurance regarding prevention or timely detection of unauthorised acquisition, use, or disposition of the company's assets that could have a material effect on the financial statements.

Inherent Limitations of Internal Financial Controls Over Financial Reporting

Because of the inherent limitations of internal financial controls over financial reporting, including the possibility of collusion or improper management override of controls, material misstatements due to error or fraud may occur and not be detected. Also, projections of any evaluation of the internal financial controls over financial reporting to future periods are subject to the risk that the internal financial control over financial reporting may become inadequate because of changes in conditions, or that the degree of compliance with the policies or procedures may deteriorate.

Opinion

In our opinion, the company has, in all material respects, an adequate internal financial controls system over financial reporting and such internal financial controls over financial reporting were operating effectively as at 31st March 2017, based on the internal control over financial reporting criteria established by the company considering the essential components of internal control stated in the Guidance Note on "Audit of Internal Financial Controls Over Financial Reporting" issued by the Institute of Chartered Accountants of India.

For APAS & CO.
CHARTERED ACCOUNTANTS
Firm Regn No. 000340C

(SUMIT KATHURIA)
PARTNER
M No. 520078

PLACE : NEW DELHI

DATED : June 8, 2017




Celsia Hotels Private Limited
Balance Sheet as at March 31, 2017

	Note	March 31, 2017 Rs in lakhs	March 31, 2016 Rs in lakhs	April 1, 2015 Rs in lakhs
ASSETS				
Non-current assets				
(a) Property, plant and equipment	3	8,234.95	8,498.57	8,741.25
(b) Intangible assets	4	1.40	1.58	1.26
(c) Financial assets	5			
(i) Investments		3,300.00	3,300.00	-
(ii) Other non-current financial assets		26.35	20.05	20.45
(e) Non-current tax assets		26.46	39.97	58.83
		<u>11,589.16</u>	<u>11,860.17</u>	<u>8,821.79</u>
Current assets				
(a) Inventories	6	34.91	39.02	33.81
(b) Financial assets	7			
(i) Trade receivables		113.19	119.34	93.56
(ii) Cash and Cash equivalents		54.70	83.42	56.84
(iii) Other current financial assets		13.15	9.52	8.75
(c) Other current assets	8	67.63	88.80	46.72
		<u>283.58</u>	<u>340.10</u>	<u>239.68</u>
Total Assets		<u><u>11,872.74</u></u>	<u><u>12,200.27</u></u>	<u><u>9,061.47</u></u>
EQUITY AND LIABILITIES				
Equity				
(a) Equity Share capital	9	3.47	3.47	3.47
(b) Other Equity	10	5,647.18	9,099.14	8,614.25
Total Equity		<u>5,650.65</u>	<u>9,102.61</u>	<u>8,617.72</u>
Liabilities				
Non-current liabilities				
(a) Financial liabilities	11			
(i) Borrowings		5,137.88	2,301.53	58.25
(b) Long term provisions	12	4.55	3.76	3.08
(c) Deferred tax liabilities (net)	13	154.38	200.02	153.99
		<u>5,296.81</u>	<u>2,505.31</u>	<u>215.32</u>
Current liabilities				
(a) Financial liabilities	14			
(i) Trade payables		236.10	158.93	137.67
(ii) Other current financial liabilities		609.10	392.70	59.70
(b) Long term provisions	15	74.52	36.04	28.23
(c) Provisions	12	5.56	4.68	2.83
		<u>925.28</u>	<u>592.35</u>	<u>228.43</u>
Total Liabilities		<u>6,222.09</u>	<u>3,097.66</u>	<u>443.75</u>
Total Equity and Liabilities		<u><u>11,872.74</u></u>	<u><u>12,200.27</u></u>	<u><u>9,061.47</u></u>

Summary of significant accounting policies 2.2

The accompanying notes are an integral part of the financial statements.
As per our report of even date


For APAS & Co.
Firm Registration No. 000340C
Chartered Accountants


Sumit Khaturia
Partner
Membership No. 520078



For and on behalf of the Board of Directors of
Celsia Hotels Private Limited


Davander Tomar
Director
DIN: 00013336


Rajesh Kumar
Director
DIN: 05251730

Place : New Delhi
Date : June 8, 2017

Celsia Hotels Private Limited
Statement of Profit and Loss for the period ended 31 March, 2017

	Note	March 31, 2017 Rs in lakhs	March 31, 2016 Rs in lakhs
Revenue from operations	16	2,630.97	2,475.89
Other income	17	5.52	5.23
Total Income		2,636.49	2,481.12
Expenses			
Cost of food and beverages consumed	18	259.58	300.07
Employee benefits expense	19	501.60	462.14
Other expenses	20	824.76	737.65
Total expenses		1,585.94	1,499.86
Earnings before interest, tax, depreciation and amortisation (EBITDA)		1,050.55	981.26
Finance costs	21	551.50	79.28
Depreciation and amortization expense	22	284.14	283.75
Finance income	23	(4.32)	(2.36)
Profit before tax		219.23	620.59
Tax expense:			
(1) Current tax		43.67	127.51
(2) Adjustment of tax relating to earlier periods		(3.67)	(3.40)
(3) Deferred tax		(45.64)	46.02
		(5.64)	170.13
Profit for the year		224.87	450.46
Other comprehensive income			
Items that will not be reclassified to profit or loss		-	-
Remeasurements of defined benefit plans		0.02	(0.40)
Total Comprehensive Income for the year		224.89	450.06
Earnings per equity share:			
(1) Basic	24	64.86	129.94
(2) Diluted	24	64.86	129.94

Summary of significant accounting policies 2.2

The accompanying notes are an integral part of the financial statements.

As per our report of even date

For APAS & Co.
 Firm Registration No. 000340C
 Chartered Accountants


Sumit Khaturia
 Partner
 Membership No. 520078



For and on behalf of the Board of Directors of
Celsia Hotels Private Limited


Davander Tomar
 Director
 DIN: 00013336


Rajesh Kumar
 Director
 DIN: 05251730

Place : New Delhi
 Date : June 8, 2017

Celsia Hotels Private Limited
Cash flow statement for the year ended March 31, 2017

	For the year ended March 31, 2017 (Rs in lakhs)	For the year ended March 31, 2016 (Rs in lakhs)
A. Cash flow from operating activities		
Profit before tax	219.23	620.59
Non-cash adjustments to reconcile profit/(loss) before tax to net cash flows:		
Depreciation and amortisation expenses	284.14	283.75
Finance income (including fair value change in financial instruments)	(4.32)	(2.36)
Finance costs (including fair value change in financial instruments)	526.91	55.44
Provision for gratuity	0.92	0.91
Provision for leave encashment	0.77	1.22
Excess provision/ credit balances written back	(4.04)	(5.15)
Operating profit before working capital changes:	1,023.61	954.40
Movements in working capital:		
Change in trade receivables	6.15	(25.78)
Change in loans and advances and other current assets	11.24	(42.46)
Change in inventories	4.11	(5.21)
Change in liabilities and provisions	(48.58)	255.30
Cash Generated from Operations	996.53	1,136.25
Direct taxes paid (net of refunds)	(26.49)	(105.25)
Net cash flow from operating activities (A)	970.04	1,031.00
B. Cash flows used in investing activities		
Purchase of Property, plant and equipment	(20.34)	(41.39)
Interest received	4.32	2.36
Net Cash flow used in investing activities (B)	(16.02)	(3,339.03)
C. Cash flows from financing activities		
Proceeds/(Repayment) from long term borrowings	(459.98)	2,383.44
Interest paid	(522.76)	(48.83)
Net Cash from financing activities (C)	(982.74)	2,334.61
Net increase/(decrease) in cash and cash equivalents (A + B + C)	(28.72)	26.58
Cash and cash equivalents at the beginning of the year	83.42	56.84
Cash and cash equivalents at the end of the year	54.70	83.42
Components of cash and cash equivalents		
Cash on Hand	1.37	5.40
Balances with Scheduled Banks in - Current accounts	53.33	78.02
Total cash and cash equivalents	54.70	83.42

Summary of significant accounting policies

2.2

The accompanying notes are an integral part of the financial statements.

As per our report of even date

For APAS & Co.
Firm Registration No. 000340C
Chartered Accountants


Sumit Khaturia
Partner
Membership No. 520078



For and on behalf of the Board of Directors of
Celsia Hotels Private Limited


Davander Tomar
Director
DIN: 00013336


Rajesh Kumar
Director
DIN: 05251730

Place : New Delhi
Date : June 8, 2017

Celsia Hotels Private Limited
Statement of Changes in Equity

A. Equity Share Capital

Equity shares of INR 1 each issued, subscribed and fully paid

At 1 April 2015

Issue of share capital

At 31 March 2016

Issue of share capital

At 31 March 2017

	No. of shares	Amount (Rs in lakhs)
At 1 April 2015	346,677	3.47
Issue of share capital	-	-
At 31 March 2016	346,677	3.47
Issue of share capital	-	-
At 31 March 2017	346,677	3.47

B. Other Equity

For the year ended 31 March, 2017

Rs in lakhs

	Reserves and Surplus			Other Equity
	Capital reserve	Securities Premium	Retained Earnings	
Balance at 1 April 2015	3,683.87	3,517.77	1,412.61	8,614.25
Total Comprehensive Income for the year	-	-	450.06	450.06
Any other change	34.83	-	-	34.83
Balance at 31 March 2016	3,718.70	3,517.77	1,862.67	9,099.14
Total Comprehensive Income for the year	-	-	224.89	224.89
Any other change	(3,676.84)	-	-	(3,676.84)
Balance at 31 March 2017	41.86	3,517.77	2,087.56	5,647.19

Summary of significant accounting policies

2.2


The accompanying notes are an integral part of the financial statements.

As per our report of even date

For APAS & Co.

Firm Registration No. 000340C

Chartered Accountants



Sumit Khaturia
 Partner
 Membership No. 520078



For and on behalf of the Board of Directors of

Celsia Hotels Private Limited


Davinder Tomar
 Director
 DIN: 00013336


Rajesh Kumar
 Director
 DIN: 05251730

Place : New Delhi

Date : June 8, 2017

Celsia Hotels Private Limited
Notes to financial statements for the year ended March 31, 2017

1. Corporate Information

Celsia Hotels Private Limited (the Company) is a private company domiciled in India and is incorporated under the provisions of the Companies Act applicable in India. The registered office of the company is located at B-6/17, Safdarjung Enclave New Delhi-110029.

The principal activities of the Company is to carry out business of developing, owning, acquiring, renovating and promoting hotels, motels, resorts, restaurants, etc. under the brand name of Lemon Tree Hotel.

The financial statements were authorised for issue in accordance with a resolution of the directors on 08th June 2017.

2 Basis of preparation

2.1 Significant accounting policies

The financial statements of the Company have been prepared in accordance with Indian Accounting Standards (Ind AS) notified under the Companies (Indian Accounting Standards) Rules, 2015 and the Companies (Indian Accounting Standards) (Amendment) Rules, 2016.

For all periods up to and including the year ended March 31, 2016, the Company prepared its financial statements in accordance with accounting standards notified under section 133 of the Companies Act 2013, read together with paragraph 7 of the Companies (Accounts) Rules, 2014 (Indian GAAP). These financial statements for the year ended March 31, 2017 are the first the Company has prepared in accordance with Ind AS. Refer to note 32 for information on how the Company adopted Ind AS.

The financial statements have been prepared on a going concern basis using historical cost convention and on an accrual method of accounting, except for certain financial assets and liabilities which are measured at fair value/ amortised cost.

The financial statements are presented in Indian Rupees (INR) and all values are rounded to the nearest lakhs, except where otherwise indicated.

2.2 Summary of significant accounting policies

(a) Current versus non-current classification

The Company presents assets and liabilities in the balance sheet based on current/ non-current classification. An asset is treated as current when it is:

- Expected to be realised or intended to be sold or consumed in normal operating cycle
- Held primarily for the purpose of trading
- Expected to be realised within twelve months after the reporting period, or
- Cash or cash equivalent unless restricted from being exchanged or used to settle a liability for at least twelve months after the reporting period

All other assets are classified as non-current.

A liability is current when:

- It is expected to be settled in normal operating cycle
- It is held primarily for the purpose of trading
- It is due to be settled within twelve months after the reporting period, or
- There is no unconditional right to defer the settlement of the liability for at least twelve months after the reporting period



Celsia Hotels Private Limited
Notes to financial statements for the year ended March 31, 2017

The Company classifies all other liabilities as non-current.

Deferred tax assets and liabilities are classified as non-current assets and liabilities.

The operating cycle is the time between the acquisition of assets for processing and their realisation in cash and cash equivalents. The Company has identified twelve months as its operating cycle.

(b) Foreign currencies

Transactions and balances

Transactions in foreign currencies are initially recorded by the Company's entities at their respective functional currency spot rates at the date the transaction first qualifies for recognition. However, for practical reasons, the Company uses an average rate if the average approximates the actual rate at the date of the transaction.

Monetary assets and liabilities denominated in foreign currencies are translated at the functional currency spot rates of exchange at the reporting date.

Exchange differences arising on settlement or translation of monetary items are recognised in profit or loss

Non-monetary items that are measured in terms of historical cost in a foreign currency are translated using the exchange rates at the dates of the initial transactions. Non-monetary items measured at fair value in a foreign currency are translated using the exchange rates at the date when the fair value is determined. The gain or loss arising on translation of non-monetary items measured at fair value is treated in line with the recognition of the gain or loss on the change in fair value of the item (i.e., translation differences on items whose fair value gain or loss is recognised in OCI or profit or loss are also recognised in OCI or profit or loss, respectively).

(c) Fair value measurement

The Company measures financial instruments, such as, derivatives at fair value at each balance sheet date.

Fair value is the price that would be received to sell an asset or paid to transfer a liability in an orderly transaction between market participants at the measurement date. The fair value measurement is based on the presumption that the transaction to sell the asset or transfer the liability takes place either:

- In the principal market for the asset or liability, or
- In the absence of a principal market, in the most advantageous market for the asset or liability

The principal or the most advantageous market must be accessible by the Company.

The fair value of an asset or a liability is measured using the assumptions that market participants would use when pricing the asset or liability, assuming that market participants act in their economic best interest.

A fair value measurement of a non-financial asset takes into account a market participant's ability to generate economic benefits by using the asset in its highest and best use or by selling it to another market participant that would use the asset in its highest and best use.



Celsia Hotels Private Limited
Notes to financial statements for the year ended March 31, 2017

The Company uses valuation techniques that are appropriate in the circumstances and for which sufficient data are available to measure fair value, maximising the use of relevant observable inputs and minimising the use of unobservable inputs.

All assets and liabilities for which fair value is measured or disclosed in the financial statements are categorised within the fair value hierarchy, described as follows, based on the lowest level input that is significant to the fair value measurement as a whole:

- Level 1 — Quoted (unadjusted) market prices in active markets for identical assets or liabilities
- Level 2 — Valuation techniques for which the lowest level input that is significant to the fair value measurement is directly or indirectly observable
- Level 3 — Valuation techniques for which the lowest level input that is significant to the fair value measurement is unobservable.

For assets and liabilities that are recognised in the financial statements on a recurring basis, the Company determines whether transfers have occurred between levels in the hierarchy by re-assessing categorisation (based on the lowest level input that is significant to the fair value measurement as a whole) at the end of each reporting period.

The Company determines the policies and procedures for both recurring fair value measurement, such as derivative instruments and unquoted financial assets measured at fair value. External valuers are involved for valuation of significant assets and liabilities. The management selects external valuer on various criteria such as market knowledge, reputation, independence and whether professional standards are maintained by valuer. The management decides, after discussions with the Company's external valuers, which valuation techniques and inputs to use for each case.

At each reporting date, the management analyses the movements in the values of assets and liabilities which are required to be remeasured or re-assessed as per the Company's accounting policies. For this analysis, the management verifies the major inputs applied in the latest valuation by agreeing the information in the valuation computation to contracts and other relevant documents.

The management, in conjunction with the Company's external valuers, also compares the change in the fair value of each asset and liability with relevant external sources to determine whether the change is reasonable.

For the purpose of fair value disclosures, the Company has determined classes of assets and liabilities on the basis of the nature, characteristics and risks of the asset or liability and the level of the fair value hierarchy.

This note summarises accounting policy for fair value. Other fair value related disclosures are given in the relevant notes.

- Disclosures for valuation methods, significant estimates and assumptions (note 25)
- Contingent consideration (note 27)
- Quantitative disclosures of fair value measurement hierarchy (note 29)
- Financial instruments (including those carried at amortised cost) (note 29)

(d) Revenue recognition

Revenue is recognized to the extent that it is probable that the economic benefits will flow to the Company and the revenue can be reliably measured, regardless of when the payment is being made. Revenue is measured at the fair value of the consideration received or receivable, taking into account contractually defined terms of payment and excluding taxes or duty. The Company assesses its revenue arrangements against specific criteria to determine if it is acting



Celsia Hotels Private Limited
Notes to financial statements for the year ended March 31, 2017

as principal or agent. The Company has concluded that it is acting as a principal in all of its revenue arrangements. The specific recognition criteria described below must also be met before revenue is recognized.

Sales tax/ value added tax (VAT) is not received by the Company on its own account. Rather, it is tax collected on value added to the commodity by the seller on behalf of the government. Accordingly, it is excluded from revenue.

Rooms, Restaurant, Banquets and Other Services

Income from guest accommodation is recognized on a day to day basis after the guest checks into the Hotels and are stated net of allowances. Incomes from other services are recognized as and when services are rendered. Sales are stated exclusive of Service Tax, Value Added Taxes (VAT) and Luxury Tax. Shortfall of revenue over the billed as at the year-end is carried in financial statement as unbilled revenue separately.

Sale of goods

Revenue from the sale of goods is recognised when the significant risks and rewards of ownership of the goods have passed to the buyer, sale of food and beverage are recognized at the points of serving these items to the guests. Sales are stated exclusive of Sales Tax / VAT.

Interest income

For all financial instruments measured at amortized cost and interest bearing financial assets classified as available for sale, interest income is recorded using the effective interest rate (EIR). EIR is the rate that exactly discounts the estimated future cash payments or receipts over the expected life of the financial instrument or a shorter period, where appropriate, to the net carrying amount of the financial asset or liability. Interest income is included in finance income in the income statement.

Dividends

Revenue is recognized when the Company's right to receive the payment is established, which is generally when shareholders approve the dividend.

(e) Taxes

Current income tax

Current income tax assets and liabilities are measured at the amount expected to be recovered from or paid to the taxation authorities. The tax rates and tax laws used to compute the amount are those that are enacted or substantively enacted, at the reporting date in the countries where the Company operates and generates taxable income.

Current income tax relating to items recognised outside profit or loss is recognised outside profit or loss (either in other comprehensive income or in equity). Current tax items are recognised in correlation to the underlying transaction either in OCI or directly in equity. Management periodically evaluates positions taken in the tax returns with respect to situations in which applicable tax regulations are subject to interpretation and establishes provisions where appropriate.



Celsia Hotels Private Limited
Notes to financial statements for the year ended March 31, 2017

Deferred tax

Deferred tax is provided using the liability method on temporary differences between the tax bases of assets and liabilities and their carrying amounts for financial reporting purposes at the reporting date.

Deferred tax assets are recognised for all deductible temporary differences, the carry forward of unused tax credits and any unused tax losses. Deferred tax assets are recognised to the extent that it is probable that taxable profit will be available against which the deductible temporary differences, and the carry forward of unused tax credits and unused tax losses can be utilized.

The carrying amount of deferred tax assets is reviewed at each reporting date and reduced to the extent that it is no longer probable that sufficient taxable profit will be available to allow all or part of the deferred tax asset to be utilised. Unrecognised deferred tax assets are re-assessed at each reporting date and are recognised to the extent that it has become probable that future taxable profits will allow the deferred tax asset to be recovered.

Deferred tax assets and liabilities are measured at the tax rates that are expected to apply in the year when the asset is realised or the liability is settled, based on tax rates (and tax laws) that have been enacted or substantively enacted at the reporting date.

Deferred tax relating to items recognised outside profit or loss is recognised outside profit or loss (either in other comprehensive income or in equity). Deferred tax items are recognised in correlation to the underlying transaction either in OCI or directly in equity.

Sales/ value added taxes paid on acquisition of assets or on incurring expenses

Expenses and assets are recognised net of the amount of sales/ value added taxes paid, except:

- When the tax incurred on a purchase of assets or services is not recoverable from the taxation authority, in which case, the tax paid is recognised as part of the cost of acquisition of the asset or as part of the expense item, as applicable
- When receivables and payables are stated with the amount of tax included

The net amount of tax recoverable from, or payable to, the taxation authority is included as part of receivables or payables in the balance sheet.

(f) Property, plant and equipment

On transition to IND AS, the Company has elected to continue with the carrying value of all of its property plant and equipment recognised as at April 1, 2015, measured as per the previous GAAP, and use that carrying value as the deemed cost of such property plant and equipment (See Note 32)

Plant and equipment is stated at cost, net of accumulated depreciation and accumulated impairment losses, if any. Such cost includes the cost of replacing part of the plant and equipment and borrowing costs for long-term construction projects if the recognition criteria are met.

When significant parts of plant and equipment are required to be replaced at intervals, the Company depreciates them separately based on their specific useful lives. Likewise, when a major inspection is performed, its cost is recognised in the carrying amount of the plant and equipment as a replacement if the recognition criteria are satisfied. All other repair and maintenance costs are recognised in profit or loss as incurred.



Celsia Hotels Private Limited
Notes to financial statements for the year ended March 31, 2017

The present value of the expected cost for the decommissioning of an asset after its use is included in the cost of the respective asset if the recognition criteria for a provision are met.

Depreciation on fixed assets is provided as per Schedule II of Companies Act, 2013 on Straight Line Method over its economic useful life of fixed assets as follows:

Fixed Assets	Useful life considered (SLM)
Building	60 Years
Plant & Machinery	15 Year
Electrical fittings	10 Years
Electrical Equipment	10 Years
Office Equipments	5 Years
Furniture and Fixtures	8 Years
Vehicles	6 Years
Computers	3 Years

An item of property, plant and equipment and any significant part initially recognized is derecognized upon disposal or when no future economic benefits are expected from its use or disposal. Any gain or loss arising on derecognition of the asset (calculated as the difference between the net disposal proceeds and the carrying amount of the asset) is included in the income statement when the asset is derecognized.

The residual values, useful lives and methods of depreciation of property, plant and equipment are reviewed at each financial year end, and adjusted prospectively if appropriate.

(g) Intangible assets

On transition to IND AS, the Company has elected to continue with the carrying value of all of its Intangible assets recognised as at April 1, 2015, measured as per the previous GAAP, and use that carrying value as the deemed cost of such Intangible asset (See Note 32)

Intangible assets acquired separately are measured on initial recognition at cost. Following initial recognition, intangible assets are carried at cost less any accumulated amortization and accumulated impairment losses. Internally generated intangibles, excluding capitalised development costs, are not capitalised and the related expenditure is reflected in profit or loss in the period in which the expenditure is incurred.

The useful lives of intangible assets are assessed as 3 years and the same shall be amortised on Straight line basis over its useful life.

Intangible assets with indefinite useful lives are not amortized, but are tested for impairment annually either individually or at the cash generating unit level. The assessment of indefinite life is reviewed annually to determine whether the indefinite life continues to be supportable. If not, the change in useful life from indefinite to finite is made on a prospective basis.

Gains or losses arising from derecognition of an intangible asset are measured as the difference between the net disposal proceeds and the carrying amount of the asset and are recognized in the income statement when the asset is derecognized.



(h) Borrowing costs

Borrowing cost includes interest expense as per Effective Interest Rate (EIR).

Borrowing costs directly attributable to the acquisition or construction of an asset that necessarily takes a substantial period of time to get ready for its intended use are capitalised as part of the cost of the asset until such time that the assets are substantially ready for their intended use. Where funds are borrowed specifically to finance a project, the amount capitalised represents the actual borrowing costs incurred. Where surplus funds are available out of money borrowed specifically to finance a project, the income generated from such current investments is deducted from the total capitalized borrowing cost. Where the funds used to finance a project form part of general borrowings, the amount capitalised is calculated using a weighted average of rates applicable to relevant general borrowings of the company during the year. Capitalisation of borrowing costs is suspended and charged to profit and loss during the extended periods when the active development on the qualifying assets is interrupted.

EIR is the rate that exactly discounts the estimated future cash payments or receipts over the expected life of the financial liability or a shorter period, where appropriate, to the amortised cost of a financial liability after considering all the contractual terms of the financial instrument.

(i) Inventories

Stock of food & beverages, stores and operating supplies are valued at lower of cost and net realisable Value. Cost includes cost of purchase and other costs incurred in bringing the inventories to their present location and condition. Cost is determined on a first in first out basis. Net realisable value is the estimated selling price in the ordinary course of business less estimated cost of completion and estimated costs necessary to make sale.

(j) Impairment of non-financial assets

The Company assesses at each reporting date whether there is an indication that an asset may be impaired. If any indication exists, or when annual impairment testing for an asset is required, the Company estimates the asset's recoverable amount. An asset's recoverable amount is the higher of an asset's or cash-generating unit's (CGU) fair valueless costs of disposal and its value in use. The recoverable amount is determined for an individual asset, unless the asset does not generate cash inflows that are largely independent of those from other assets or Company of assets. Where the carrying amount of an asset or CGU exceeds its recoverable amount, the asset is considered impaired and is written down to its recoverable amount. In assessing value in use, the estimated future cash flows are discounted to their present value using a pre-tax discount rate that reflects current market assessments of the time value of money and the risks specific to the asset.

The Company bases its impairment calculation on detailed budgets and forecast calculations, which are prepared separately for each of the Company's CGUs to which the individual assets are allocated. These budgets and forecast calculations generally cover a period of five years. For longer periods, a long-term growth rate is calculated and applied to project future cash flows after the fifth year. To estimate cash flow projections beyond periods covered by the most recent budgets/forecasts, the Company extrapolates cash flow projections in the budget using a steady or declining growth rate for subsequent years, unless an increasing rate can be justified. In any case, this growth rate does not exceed the long-term average growth rate for the products, industries, or country in which the entity operates, or for the market in which the asset is used.



Celsia Hotels Private Limited
Notes to financial statements for the year ended March 31, 2017

Impairment losses of continuing operations, including impairment on inventories, are recognised in the statement of profit and loss.

For assets excluding goodwill, an assessment is made at each reporting date to determine whether there is an indication that previously recognised impairment losses no longer exist or have decreased. If such indication exists, the Company estimates the asset's CGU's recoverable amount. A previously recognised impairment loss is reversed only if there has been a change in the assumptions used to determine the asset's recoverable amount since the last impairment loss was recognised. The reversal is limited so that the carrying amount of the asset does not exceed its recoverable amount, nor exceed the carrying amount that would have been determined, net of depreciation, had no impairment loss been recognised for the asset in prior years. Such reversal is recognised in the statement of profit or loss unless the asset is carried at a revalued amount, in which case, the reversal is treated as a revaluation increase.

(k) Provisions

General

Provisions are recognised when the Company has a present obligation (legal or constructive) as a result of a past event, it is probable that an outflow of resources embodying economic benefits will be required to settle the obligation and a reliable estimate can be made of the amount of the obligation. When the Company expects some or all of a provision to be reimbursed, for example, under an insurance contract, the reimbursement is recognised as a separate asset, but only when the reimbursement is virtually certain. The expense relating to a provision is presented in the statement of profit and loss net of any reimbursement.

If the effect of the time value of money is material, provisions are discounted using a current pre-tax rate that reflects, when appropriate, the risks specific to the liability. When discounting is used, the increase in the provision due to the passage of time is recognised as a finance cost.

(l) Retirement and other employee benefits

Retirement benefit in the form of provident fund is a defined contribution scheme. The Company has no obligation, other than the contribution payable to the provident fund. The Company recognizes contribution payable to the provident fund scheme as an expense, when an employee renders the related service. If the contribution payable to the scheme for service received before the balance sheet date exceeds the contribution already paid, the deficit payable to the scheme is recognized as a liability after deducting the contribution already paid. If the contribution already paid exceeds the contribution due for services received before the balance sheet date, then excess is recognized as an asset to the extent that the pre-payment will lead to, for example, a reduction in future payment or a cash refund.

Retirement benefit in the form of gratuity is a defined benefit scheme. Gratuity liability of employees is accounted for on the basis of actuarial valuation on projected unit credit method at the close of the year. Company's contribution made to Life Insurance Corporation is expenses off at the time of payment of premium.

Remeasurements, comprising of actuarial gains and losses, the effect of the asset ceiling, excluding amounts included in net interest on the net defined benefit liability and the return on plan assets (excluding amounts included in net interest on the net defined benefit liability), are recognised immediately in the balance sheet with a corresponding debit or credit to retained earnings through OCI in the period in which they occur. Remeasurements are not reclassified to profit or loss in subsequent periods.



Celsia Hotels Private Limited

Notes to financial statements for the year ended March 31, 2017

Past service costs are recognised in profit or loss on the earlier of:

- The date of the plan amendment or curtailment, and
- The date that the Company recognises related restructuring costs

Net interest is calculated by applying the discount rate to the net defined benefit liability or asset. The Company recognises the following changes in the net defined benefit obligation as an expense in the consolidated statement of profit and loss:

- Service costs comprising current service costs, past-service costs, gains and losses on curtailments and non-routine settlements; and
- Net interest expense or income

The company treats leaves expected to be carried forward for measurement purposes. Such compensated absences are provided for based on the actuarial valuation using the projected unit credit method at the year-end. Actuarial gains/losses are immediately taken to the statement of profit and loss and are not deferred. The company presents the entire leave as a current liability in the balance sheet, since it does not have an unconditional right to defer its settlement for 12 months after the reporting date. Where Company has the unconditional legal and contractual right to defer the settlement for a period beyond 12 months, the same is presented as non-current liability.

(m) Financial instruments

A financial instrument is any contract that gives rise to a financial asset of one entity and a financial liability or equity instrument of another entity.

Financial assets

Initial recognition and measurement

All financial assets are recognised initially at fair value plus, in the case of financial assets not recorded at fair value through profit or loss, transaction costs that are attributable to the acquisition of the financial asset. Purchases or sales of financial assets that require delivery of assets within a time frame established by regulation or convention in the market place (regular way trades) are recognised on the trade date, i.e., the date that the Company commits to purchase or sell the asset.

Subsequent measurement

For purposes of subsequent measurement, financial assets are classified in following categories:

- Debt instruments at amortised cost
- Debt instruments at fair value through other comprehensive income (FVTOCI)
- Debt instruments, derivatives and equity instruments at fair value through profit or loss (FVTPL)
- Equity instruments measured at fair value through other comprehensive income (FVTOCI)
- Equity instruments in subsidiaries carried at cost

Debt instruments at amortised cost

A debt instrument is measured at the amortised cost if both the following conditions are met:

- a) The asset is held within a business model whose objective is to hold assets for collecting contractual cash flows, and
- b) Contractual terms of the asset give rise on specified dates to cash flows that are solely payments of principal and interest (SPPI) on the principal amount outstanding.



Celsia Hotels Private Limited
Notes to financial statements for the year ended March 31, 2017

This category is the most relevant to the Company. After initial measurement, such financial assets are subsequently measured at amortised cost using the effective interest rate (EIR) method. Amortised cost is calculated by taking into account any discount or premium on acquisition and fees or costs that are an integral part of the EIR. The EIR amortisation is included in finance income in the profit or loss. The losses arising from impairment are recognised in the profit or loss. This category generally applies to trade and other receivables etc.

Debt instrument at FVTOCI

A debt instrument is classified as at the FVTOCI if both of the following criteria are met:

- a) The objective of the business model is achieved both by collecting contractual cash flows and selling the financial assets, and
- b) The asset's contractual cash flows represent SPPI.

Debt instruments included within the FVTOCI category are measured initially as well as at each reporting date at fair value. Fair value movements are recognized in the other comprehensive income (OCI). However, the Company recognizes interest income, impairment losses & reversals and foreign exchange gain or loss in the P&L. On derecognition of the asset, cumulative gain or loss previously recognised in OCI is reclassified from the equity to P&L. Interest earned whilst holding FVTOCI debt instrument is reported as interest income using the EIR method.

Debt instrument at FVTPL

FVTPL is a residual category for debt instruments. Any debt instrument, which does not meet the criteria for categorization as at amortized cost or as FVTOCI, is classified as at FVTPL.

In addition, the Company may elect to designate a debt instrument, which otherwise meets amortized cost or FVTOCI criteria, as at FVTPL. However, such election is allowed only if doing so reduces or eliminates a measurement or recognition inconsistency (referred to as 'accounting mismatch'). The Company has not designated any debt instrument as at FVTPL.

Debt instruments included within the FVTPL category are measured at fair value with all changes recognized in the P&L.

Equity instruments

All equity investments (other than equity investments in subsidiaries) in scope of Ind AS 109 are measured at fair value. Equity instruments in subsidiaries are carried at cost in separate financial statements less impairments if any. Equity instruments included within the FVTPL category are measured at fair value with all changes recognized in the P&L.

Derecognition

A financial asset (or, where applicable, a part of a financial asset or part of a Company of similar financial assets) is primarily derecognised (i.e. removed from the Company's consolidated balance sheet) when:

- The rights to receive cash flows from the asset have expired, or
- The Company has transferred its rights to receive cash flows from the asset or has assumed an obligation to pay the received cash flows in full without material delay to a third party under a 'pass-through' arrangement; and either (a) the Company has transferred substantially all the risks and rewards of the asset, or (b) the Company has neither transferred nor retained substantially all the risks and rewards of the asset, but has transferred control of the asset.



Impairment of financial assets

In accordance with Ind AS 109, the Company applies expected credit loss (ECL) model for measurement and recognition of impairment loss on the following financial assets and credit risk exposure:

- a) Financial assets that are debt instruments, and are measured at amortised cost e.g., loans, debt securities, deposits, trade receivables and bank balance
- b) Financial assets that are debt instruments and are measured as at FVTOCI
- c) Trade receivables or any contractual right to receive cash or another financial asset

The Company follows 'simplified approach' for recognition of impairment loss allowance on trade receivables

The application of simplified approach does not require the Company to track changes in credit risk. Rather, it recognises impairment loss allowance based on lifetime ECLs at each reporting date, right from its initial recognition.

For recognition of impairment loss on other financial assets and risk exposure, the Company determines that whether there has been a significant increase in the credit risk since initial recognition. If credit risk has not increased significantly, 12-month ECL is used to provide for impairment loss. However, if credit risk has increased significantly, lifetime ECL is used. If, in a subsequent period, credit quality of the instrument improves such that there is no longer a significant increase in credit risk since initial recognition, then the entity reverts to recognising impairment loss allowance based on 12-month ECL.

Lifetime ECL are the expected credit losses resulting from all possible default events over the expected life of a financial instrument. The 12-month ECL is a portion of the lifetime ECL which results from default events that are possible within 12 months after the reporting date.

ECL is the difference between all contractual cash flows that are due to the Company in accordance with the contract and all the cash flows that the entity expects to receive (i.e., all cash shortfalls), discounted at the original EIR.

ECL impairment loss allowance (or reversal) recognized during the period is recognized as income/ expense in the statement of profit and loss (P&L). This amount is reflected under the head 'other expenses' in the P&L. The balance sheet presentation for various financial instruments is described below:

- Financial assets measured as at amortised cost, contractual revenue receivables and lease receivables: ECL is presented as an allowance, i.e., as an integral part of the measurement of those assets in the balance sheet. The allowance reduces the net carrying amount. Until the asset meets write-off criteria, the Company does not reduce impairment allowance from the gross carrying amount.
- Debt instruments measured at FVTOCI: Since financial assets are already reflected at fair value, impairment allowance is not further reduced from its value. Rather, ECL amount is presented as 'accumulated impairment amount' in the OCI.

For assessing increase in credit risk and impairment loss, the Company combines financial instruments on the basis of shared credit risk characteristics with the objective of facilitating an analysis that is designed to enable significant increases in credit risk to be identified on a timely basis.



Celsia Hotels Private Limited
Notes to financial statements for the year ended March 31, 2017

The Company does not have any purchased or originated credit-impaired (POCI) financial assets, i.e., financial assets which are credit impaired on purchase/ origination.

Financial liabilities

Initial recognition and measurement

Financial liabilities are classified, at initial recognition, as financial liabilities at fair value through profit or loss, loans and borrowings, payables, or as derivatives designated as hedging instruments in an effective hedge, as appropriate.

All financial liabilities are recognised initially at fair value and, in the case of loans and borrowings and payables, net of directly attributable transaction costs.

The Company's financial liabilities include trade and other payables, loans and borrowings including bank overdrafts, financial guarantee contracts and derivative financial instruments.

Subsequent measurement

The measurement of financial liabilities depends on their classification, as described below:
Financial liabilities at fair value through profit or loss

Financial liabilities at fair value through profit or loss include financial liabilities held for trading and financial liabilities designated upon initial recognition as at fair value through profit or loss. Financial liabilities are classified as held for trading if they are incurred for the purpose of repurchasing in the near term. This category also includes derivative financial instruments entered into by the Company that are not designated as hedging instruments in hedge relationships as defined by Ind AS 109. Separated embedded derivatives are also classified as held for trading unless they are designated as effective hedging instruments.

Gains or losses on liabilities held for trading are recognised in the profit or loss.

Financial liabilities designated upon initial recognition at fair value through profit or loss are designated as such at the initial date of recognition, and only if the criteria in Ind AS 109 are satisfied. For liabilities designated as FVTPL, fair value gains/ losses attributable to changes in own credit risk are recognized in OCI. These gains/ loss are not subsequently transferred to P&L. However, the Company may transfer the cumulative gain or loss within equity. All other changes in fair value of such liability are recognised in the statement of profit or loss. The Company has not designated any financial liability as at fair value through profit and loss.

Loans and borrowings

This is the category most relevant to the Company. After initial recognition, interest-bearing loans and borrowings are subsequently measured at amortised cost using the EIR method. Gains and losses are recognised in profit or loss when the liabilities are derecognised as well as through the EIR amortisation process.

Amortised cost is calculated by taking into account any discount or premium on acquisition and fees or costs that are an integral part of the EIR. The EIR amortisation is included as finance costs in the statement of profit and loss.

This category generally applies to borrowings. For more information refer Note 11.



Celsia Hotels Private Limited
Notes to financial statements for the year ended March 31, 2017

Derecognition

A financial liability is derecognised when the obligation under the liability is discharged or cancelled or expires. When an existing financial liability is replaced by another from the same lender on substantially different terms, or the terms of an existing liability are substantially modified, such an exchange or modification is treated as the derecognition of the original liability and the recognition of a new liability. The difference in the respective carrying amounts is recognised in the statement of profit or loss.

Offsetting of financial instruments

Financial assets and financial liabilities are offset and the net amount is reported in the consolidated balance sheet if there is a currently enforceable legal right to offset the recognised amounts and there is an intention to settle on a net basis, to realise the assets and settle the liabilities simultaneously.

(n) Cash and cash equivalents

Cash and cash equivalent in the balance sheet comprise cash at banks and on hand and short-term deposits with an original maturity of three months or less, which are subject to an insignificant risk of changes in value.

(o) Recent accounting pronouncements

Standards issued but not yet effective

The amendments to standards that are issued, but not yet effective, up to the date of issuance of the Company's financial statements are disclosed below. The Company intends to adopt these standards, if applicable, when they become effective. The Ministry of Corporate Affairs (MCA) has issued the Companies (Indian Accounting Standards) Amendment Rules, 2017 and has amended the following standard.

Amendment to Ind AS 7, Statement of Cash Flows

The amendments to Ind AS 7 requires an entity to provide disclosures that enable users of financial statements to evaluate changes in liabilities arising from financing activities, including both changes arising from cash flows and non-cash changes. On initial application of the amendment, entities are not required to provide comparative information for preceding periods. These amendments are effective for annual periods beginning on or after 1 April 2017. Application of this amendments will not have any recognition and measurement impact. However, it will require additional disclosure in the financial statements.

(p) Measurement of EBITDA

The Company has elected to present earnings before interest, tax, depreciation and amortization (EBITDA) as a separate line item on the face of the statement of profit and loss. The company measures EBITDA on the basis of profit/ (loss) from continuing operations. In its measurement, the company does not include depreciation and amortization expense, interest income, finance costs and tax expense.



Celsia Hotels Private Limited
Notes to financial statements for the year ended March 31, 2017

Rs in lakhs

Particulars	Freehold land	Building on freehold land	Plant and Machinery	Electrical fittings	Electrical equipments	Office equipments	Furniture and Fixtures	Computers	Vehicles	Total
Cost or valuation										
Deemed Cost as at April 1, 2015	3,196.53	4,398.56	646.45	274.01	66.58	0.93	149.26	2.51	6.43	8,741.25
Additions	-	-	3.38	-	34.08	-	0.29	1.41	-	39.17
Disposals	-	-	-	-	-	-	-	-	-	-
As at March 31, 2016	3,196.53	4,398.56	649.83	274.01	100.66	0.93	149.56	3.92	6.43	8,780.42
Additions	-	-	0.70	0.75	12.44	0.32	1.11	1.00	3.75	20.08
Disposals	-	-	-	-	-	-	-	-	-	-
As at March 31, 2017	3,196.53	4,398.56	650.53	274.76	113.10	1.25	150.67	4.92	10.18	8,800.50
Depreciation										
As at April 1, 2015	-	-	-	-	-	-	-	-	-	-
Charge for the year	-	80.79	67.52	59.72	14.08	0.42	57.42	2.10	-	281.85
Disposals	-	-	-	-	-	-	-	-	-	-
As at March 31, 2016	-	80.79	67.52	59.72	14.08	0.42	57.42	2.10	-	281.85
Charge for the year	-	80.57	66.83	59.21	17.01	0.32	56.91	1.82	1.03	283.69
Disposals	-	-	-	-	-	-	-	-	-	-
As at March 31, 2017	-	161.37	134.15	118.93	31.09	0.74	114.33	3.91	1.03	565.54
Net Book value										
As at March 31, 2017	3,196.53	4,237.19	516.38	155.83	82.01	0.51	36.34	1.01	9.16	8,234.95
As at March 31, 2016	3,196.53	4,317.77	582.51	214.29	86.58	0.50	92.14	1.82	6.43	8,498.57
As at April 1, 2015	3,196.53	4,398.56	646.45	274.01	66.58	0.93	149.26	2.51	6.43	8,741.25



Celsia Hotels Private Limited
Notes to financial statements for the year ended March 31, 2017

4 Intangible Assets	Rs in lakhs	
	Particulars	Total
Cost or valuation	Software	
Deemed Cost as at April 1, 2015	1.26	1.26
Additions	2.22	2.22
Disposals	-	-
As at March 31, 2016	3.48	3.48
Additions	0.26	0.26
Disposals	-	-
As at March 31, 2017	3.75	3.75
Amortisation		
As at April 1, 2015	-	-
Amortisation	1.90	1.90
Disposals	-	-
As at March 31, 2016	1.90	1.90
Amortisation	0.44	0.44
Disposals	-	-
As at March 31, 2017	2.34	2.34
Net Block		
As at March 31, 2017	1.40	1.40
As at March 31, 2016	1.58	1.58
As at April 1, 2015	1.26	1.26



Celsia Hotels Private Limited

Notes to financial statements for the year ended March 31, 2017

5 Financial assets	As at March 31, 2017 Rs in lakhs	As at March 31, 2016 Rs in lakhs	As at April 1, 2015 Rs in lakhs
(i) Investments			
Investments at cost			
Investment in LLP			
Investment in Mezereon Hotels LLP	0.00	0.00	-
Investment at fair value through OCI (fully			
Unquoted convertible instruments			
3,300,000 (Previous year 3,300,000) Compulsory Convertible debentures of Iora Hotels Private Limited of Rs. 100 each fully paid.	3,300.00	3,300.00	-
	3,300.00	3,300.00	-
Aggregate amount of unquoted investments	3,300.00	3,300.00	-
Aggregate amount of impairment in value of investments	-		
Current	-	-	-
Non-Current	3,300.00	3,300.00	-
	3,300.00	3,300.00	-
	As at March 31, 2017 Rs in lakhs	As at March 31, 2016 Rs in lakhs	As at April 1, 2015 Rs in lakhs
(ii) Other non-current financial assets			
Security Deposits	22.13	15.83	16.23
Other bank balances	4.22	4.22	4.22
	26.35	20.05	20.45



Celsia Hotels Private Limited

Notes to financial statements for the year ended March 31, 2017

13 Deferred tax liabilities (net)

	As at March 31, 2017 Rs in lakhs	As at March 31, 2016 Rs in lakhs	As at April 1, 2015 Rs in lakhs
Property Plant & Equipment	697.01	674.86	657.03
Revaluation of Land	-	10.26	47.82
Impact of expenditure charged to the statement of profit and loss in the current/ earlier period but allowable for tax purposes on payment basis	4.73	-	-
Amortisation of transaction cost	2.14	0.56	-
Deferred tax liabilities	703.88	685.69	704.84
Revaluation of Land	18.72	-	-
Impact of expenditure charged to the statement of profit and loss in the current/ earlier period but allowable for tax purposes on payment basis	-	4.75	7.68
Effect of unabsorbed depreciation and business loss	203.66	195.21	385.77
Gratuity	0.30	1.64	1.24
Leave compensation	0.25	1.15	0.77
MAT Credit Entitlement	326.58	282.90	155.40
Deferred tax assets	549.51	485.66	550.85
Deferred tax liabilities (net)	154.38	200.02	153.99

Reconciliation of tax expense and the accounting profit multiplied by India's domestic tax rate for 31 March 2016 and 31 March 2017:

	March 31, 2017	March 31, 2016
Profit/(loss) before tax	219.23	620.59
Tax rate	33.99%	33.99%
Tax at statutory income tax rate	74.51	210.94
Effect of incomes taxable at nil/lower rate	(30.84)	(83.43)
Effect of non-deductible expenses	(45.64)	46.02
Tax Effect of expenses/ income not allowed/ required to tax under Income tax charge/ (credit) in respect of	(3.67)	(3.40)
Net	(5.64)	170.13
As per profit and loss account	(5.64)	170.13



Celsia Hotels Private Limited

Notes to financial statements for the year ended March 31, 2017

6 Inventories

(valued at lower of cost and net realisable value)

	As At March 31, 2017 Rs in lakhs	As At March 31, 2016 Rs in lakhs	As At April 1, 2015 Rs in lakhs
Food and beverages (excluding liquor and wine)	7.07	6.99	4.41
Liquor and wine	4.64	5.15	3.15
Stores, cutlery, crockery, linen, provisions and others	23.21	26.88	26.24
Total	34.91	39.02	33.81



Celsia Hotels Private Limited
Notes to financial statements for the year ended March 31, 2017

7 Financial assets

	As at March 31, 2017 Rs in lakhs	As at March 31, 2016 Rs in lakhs	As at April 1, 2015 Rs in lakhs
--	--	--	---------------------------------------

(i) Trade receivables

Trade Receivables	113.19	119.34	93.56
	<u>113.19</u>	<u>119.34</u>	<u>93.56</u>

Break-up for security details:

Trade receivables			
Secured, considered good	-	-	-
Unsecured, considered good	113.19	119.34	93.56
Doubtful	-	-	-
	<u>113.19</u>	<u>119.34</u>	<u>93.56</u>

Impairment Allowance (allowance for bad and doubtful debts)

Unsecured, considered good	-	-	-
Doubtful	-	-	-
	<u>-</u>	<u>-</u>	<u>-</u>
Total	<u>113.19</u>	<u>119.34</u>	<u>93.56</u>

No trade or other receivable are due from directors or other officers of the company either severally or jointly with any other person. Nor any trade or other receivable are due from firms or private companies respectively in which any director is a partner, a director or a member. The interest free credit period given to customers is upto 90 days.

	As at March 31, 2017 Rs in lakhs	As at March 31, 2016 Rs in lakhs	As at April 1, 2015 Rs in lakhs
--	--	--	---------------------------------------

(ii) Cash and cash equivalents

Balance with banks

On current & cash credit accounts	53.33	78.02	54.79
Cash on hand	1.37	5.40	2.05
	<u>54.70</u>	<u>83.42</u>	<u>56.84</u>

At March 31, 2017, the Company had available Rs. Nil (March 31, 2016: Rs. 1830 lakhs, April 1, 2015: Nil) of undrawn committed borrowing facilities.

	As at March 31, 2017 Rs in lakhs	As at March 31, 2016 Rs in lakhs	As at April 1, 2015 Rs in lakhs
--	--	--	---------------------------------------


(iii) Other current financial assets

Security deposits	9.15	6.15	6.15
Interest accrued on fixed deposits	4.00	3.37	2.60
	<u>13.15</u>	<u>9.52</u>	<u>8.75</u>

8 Other current assets

	As at March 31, 2017 Rs in lakhs	As at March 31, 2016 Rs in lakhs	As at April 1, 2015 Rs in lakhs
--	--	--	---------------------------------------

Advances recoverable in cash or kind	9.10	1.01	1.00
Accrued revenue	25.85	45.75	18.23
Balance with statutory/ government authorities	16.34	27.11	9.45
Prepaid Expenses	16.34	14.93	18.05
Total	<u>67.63</u>	<u>88.80</u>	<u>46.72</u>



9 Equity Share capital

Authorised Share Capital

	Equity shares	
	No. of shares	Rs in lakhs
At 1 April 2015	350,000	3.50
Increase/(decrease) during the year		
At 31 March 2016	350,000	3.50
Increase/(decrease) during the year		
At 31 March 2017	350,000	3.50

Terms/rights attached to equity shares

The company has only one class of equity shares having par value of Rs. 1 per share. Each holder of equity shares is entitled to one vote per share. In the event of liquidation of the company, the holders of equity shares will be entitled to receive remaining assets of the company, after distribution of all preferential amounts. The distribution will be in proportion to the number of equity shares held by the shareholders.

The Preference shares are not convertible into equity shares and are reflected in financial liabilities

Issued equity capital

Equity shares of INR 1 each issued, subscribed and fully paid

	No. of shares	Rs in lakhs
At 1 April 2015	346,677	3.47
Increase/(decrease) during the year	-	-
At 31 March 2016	346,677	3.47
Increase/(decrease) during the year	-	-
At 31 March 2017	346,677	3.47

Shares held by holding company

	As at March 31, 2017		As At March 31, 2016	
	No. of shares	Rs in lakhs	No. of shares	Rs in lakhs
Equity shares of Re. 1 each fully paid up				
Fleur Hotels Private Limited	346,677	3.47	346,677	3.47

Details of shareholders holding more than 5% shares in the company

	As at March 31, 2017		As at March 31, 2016	
	No. of shares	% held	No. of shares	% held
Equity shares of INR 1 each fully paid				
Fleur Hotels Private Limited	346,677	100.00%	346,677	100.00%

The Company has not issued Bonus Share, Share for consideration other than Cash and has not bought back shares during the period



10 Other equity

	Rs in lakhs
Securities Premium	
At 1 April 2015	3,517.77
Increase/(decrease) during the year	-
At 31 March 2016	3,517.77
Increase/(decrease) during the year	-
At 31 March 2017	3,517.77

	Rs in lakhs
Retained Earnings	
At 1 April 2015	1,412.61
Profit/(loss) for the year	450.06
At 31 March 2016	1,862.67
Profit/(loss) for the year	224.88
At 31 March 2017	2,087.55

	Rs in lakhs
company)	
At 1 April 2015	3,683.87
Increase/(decrease) during the year	34.83
At 31 March 2016	3,718.70
Increase/(decrease) during the year	(3,676.84)
At 31 March 2017	41.86

	As at March 31, 2017 Rs in lakhs	As at March 31, 2016 Rs in lakhs	As at April 1, 2015 Rs in lakhs
Other reserves			
Securities Premium	3,517.77	3,517.77	3,517.77
Retained Earnings	2,087.55	1,862.67	1,412.61
0	41.86	3,718.70	3,683.87
	5,647.18	9,099.14	8,614.25



Celsia Hotels Private Limited
Notes to financial statements for the year ended March 31, 2017

11 Borrowings	Effective interest rate %	Maturity	As at	As at	As at
			March 31, 2017	March 31, 2016	April 1, 2015
			Rs in lakhs	Rs in lakhs	Rs in lakhs
Non-current borrowings					
Term Loans					
Indian rupee loans from Banks (Secured)					
Kotak Mahindra Bank Limited (Refer note 1 below)	11.30% & 10.70%	2024-2025	5,133.52	1,715.41	-
Vehicle loans (Refer note 2 below)	10% to 12%	2018-2019	3.71	2.88	3.95
Loan from related parties					
0% loan from Fleur Hotels Private Limited (100% holding company) repayable on demand)	0.00%	2050-2051	0.65	583.24	54.30
Total non-current borrowings			5,137.88	2,301.53	58.25
Current borrowings					
Term Loans					
Current maturity of long term loans					
Kotak Mahindra Bank Limited (Refer note 1 below)	11.30% & 10.70%	2024-2025	495.92	111.85	-
Vehicle loans (Refer note 2 below)	10% to 12%	2018-2019	1.67	1.08	0.99
Total current borrowings			497.59	112.93	0.99
Less: Amount clubbed under "other current financial liabilities"			(497.59)	(112.93)	(0.99)
Net current borrowings			-	-	-

Term loans

1.) Rupee term loan for repayment of unsecured loans infused by Holding company: The company rupee term loan taken with current interest rate of 11.30% & 10.70% (31 March 2016 : 11.50% & Nil%). The bank shall be entitled to vary/change the rate of interest from time to time or method of computation of such rate or to charge an additional or penal rate by sending to the company an intimation in this regard. The loan is secured by first and exclusive charge on all existing and future current assets and moveable fixed assets of the company, first and exclusive equitable charge on immovable properties being land and building situated at 54B/55A Hosur Main road Electronic city Phase 1 Bangalore Karnataka belonging to the company and Corporate guarantee of the Holding Company (Fleur Hotels Pvt Ltd.). Loan shall be repaid by way of 120 equal monthly installments starting from month following the month of first disbursement of loan i.e. December 2015.

2.) Vehicle loan is secured by hypothecation of underlying motor vehicle acquired out of such loans. The loan is repaid on agreed monthly installments.

12 Provisions

	As at	As at	As at
	March 31, 2017	March 31, 2016	April 1, 2015
	Rs in lakhs	Rs in lakhs	Rs in lakhs
Provision for gratuity	5.85	4.95	3.64
Current	1.30	1.19	0.56
Non-current	4.55	3.76	3.08
	As at	As at	As at
	March 31, 2017	March 31, 2016	April 1, 2015
	Rs in lakhs	Rs in lakhs	Rs in lakhs
Provision for leave benefits	4.26	3.49	2.27
Current	4.26	3.49	2.27
Non-current	-	-	-
Total current	5.56	4.68	2.83
Total non-current	4.55	3.76	3.08



Celsia Hotels Private Limited

Notes to financial statements for the year ended March 31, 2017

14 Financial liabilities

(i) Trade payables

- Micro and small enterprises
- Other than Micro and small enterprises

As at March 31, 2017 Rs in lakhs	As at March 31, 2016 Rs in lakhs	As at April 1, 2015 Rs in lakhs
-	-	-
236.10	158.93	137.67
236.10	158.93	137.67

(ii) Other current financial liabilities

- Current maturities of long-term borrowings
- Book overdraft
- Other payables
 - Sundry Deposits
- Outstanding dues of other creditors

As at March 31, 2017 Rs in lakhs	As at March 31, 2016 Rs in lakhs	As at April 1, 2015 Rs in lakhs
497.59	112.93	0.99
10.32	54.54	-
0.75	0.75	0.75
100.44	224.47	57.96
609.10	392.70	59.70

15 Other current liabilities

- Advance from customers
- Statutory Dues

As at March 31, 2017 Rs in lakhs	As at March 31, 2016 Rs in lakhs	As at April 1, 2015 Rs in lakhs
36.43	1.51	1.27
38.09	34.53	26.96
74.52	36.04	28.23



Celsia Hotels Private Limited
Notes to financial statements for the year ended March 31, 2017

16 Revenue from operations	March 31, 2017 Rs in lakhs	March 31, 2016 Rs in lakhs
Revenue from operations		
Sale of products and services		
- Room rental	1,642.89	1,478.45
- Food and beverage (excluding liquor and wine)	600.34	611.16
- Liquor and wine	92.01	95.01
- Banquet rentals	15.03	16.12
- Telephone and telex	9.21	12.08
- Other Services	270.53	262.03
Other Operating Revenue		
- Commission income	0.95	1.05
Revenue from operations	2,630.97	2,475.89

17 Other income	March 31, 2017 Rs in lakhs	March 31, 2016 Rs in lakhs
Excess provision/ credit balances written back	4.04	5.15
Miscellaneous income	1.49	0.08
Total	5.52	5.23

18 Cost of food and beverages consumed	March 31, 2017 Rs in lakhs	March 31, 2016 Rs in lakhs
(a) Consumption of food & beverages excluding liquor & wine		
Inventory at the beginning of the year	6.99	4.41
Add: Purchases	222.73	264.47
	229.72	268.89
Less: Inventory at the end of the year	7.07	6.99
Cost of food and beverage consumed	222.65	261.89
(b) Consumption of liquor & wine		
Inventory at the beginning of the year	5.15	3.15
Add: Purchases	36.42	40.18
	41.57	43.33
Less: Inventory at the end of the year	4.64	5.15
Cost of liquor and wine consumed	36.93	38.18
	259.58	300.07

19 Employee benefit expense	March 31, 2017 Rs in lakhs	March 31, 2016 Rs in lakhs
Salaries, wages and bonus	449.58	404.70
Contribution to provident fund and other funds	15.31	14.77
Gratuity expense	1.47	1.23
Leave compensation expenses	0.96	1.60
Staff welfare expenses	34.29	39.83
Total	501.60	462.14



Celsia Hotels Private Limited
Notes to financial statements for the year ended March 31, 2017

20 Other expenses

	March 31, 2017 Rs in lakhs	March 31, 2016 Rs in lakhs
Consumption of stores, cutlery, crockery, linen, provisions and others	55.85	44.01
Power and fuel	229.57	215.55
Linen & uniform washing and laundry expenses	25.34	20.64
Guest transportation	77.55	86.60
Spa expenses	15.00	13.37
Subscription charges	18.18	15.72
Repair and maintenance		
- Buildings	16.27	15.35
- Plant and machinery	34.27	32.56
- Others	23.90	15.71
Rates and taxes	23.56	22.33
Insurance	4.36	4.41
Communication costs	38.57	51.08
Printing and stationery	12.51	12.21
Traveling and conveyance	9.84	9.51
Vehicle running and maintenance	0.75	1.63
Advertisement and business promotion	79.68	35.54
Management Fee	88.52	80.51
Commission -other than sole selling agent	25.22	20.82
Security and cleaning expenses	18.72	15.74
Membership and subscriptions	1.25	1.28
Legal and professional fees	8.27	4.64
Payment to auditors	0.70	0.64
Miscellaneous expenses	16.87	17.78
Total	824.76	737.65
Payment to auditor		
As auditor	0.55	0.50
for other services	0.15	0.14
	0.70	0.64

Details of CSR expenditure:

	March 31, 2017 Rs. In lakhs	March 31, 2016 Rs. In lakhs
(a) Gross amount required to be spent by the company during the year	11.16	8.90
(b) Amount spent during the year ending on March 31, 2017:	In cash	Yet to be paid in cash*
i) Construction/acquisition of any asset	-	-
ii) On purposes other than (i) above	-	-
(c) Amount spent during the year ending on March 31, 2016:	In cash	Yet to be paid in cash*
i) Construction/acquisition of any asset	-	-
ii) On purposes other than (i) above	-	-

*Company has not found any adequate opportunity for spending the given amount.

21 Finance costs

	March 31, 2017 Rs in lakhs	March 31, 2016 Rs in lakhs
Interest		
- on term loans from banks	526.47	47.97
- on vehicle loans	0.37	0.48
- on income tax	0.13	0.17
- on others	0.07	6.98
Bank charges (including commission on credit card collection)	24.45	23.68
Total	551.50	79.28



Celsia Hotels Private Limited
Notes to financial statements for the year ended March 31, 2017

22 Depreciation and amortization expense

	March 31, 2017 Rs in lakhs	March 31, 2016 Rs in lakhs
Depreciation of tangible assets	283.69	282
Amortization of intangible assets	0.44	1.90
Total	284.14	283.75

23 Finance income

	March 31, 2017 Rs in lakhs	March 31, 2016 Rs in lakhs
Interest Income on :		
-Bank Deposits	0.12	0.25
-Others	4.19	2.11
	4.32	2.36

24 Earnings per Share (Basic And Diluted)

Basic EPS amounts are calculated by dividing the profit for the year attributable to equity holders of the company by the weighted average number of Equity shares outstanding during the year.

Diluted EPS amounts are calculated by dividing the profit attributable to equity holders of the company (after adjusting for interest on the convertible preference shares) by the weighted average number of Equity shares outstanding during the year plus the weighted average number of Equity shares that would be issued on conversion of all the dilutive potential Equity shares into Equity shares.

The following reflects the income and share data used in the basic and diluted EPS computations:

	March 31, 2017	March 31, 2016
Profit after tax (Rs in lakhs)	224.87	450.46
Weighted Average Number of Equity Shares	346,677	346,677
Basic & Diluted EPS	64.86	129.94

The weighted average number of shares takes into account the weighted average effect of changes in share transactions during the year. There have been no other transactions involving Equity shares or potential Equity shares between the reporting date and the date of authorisation of these financial statements.



Celsia Hotels Private Limited

Notes to financial statements for the year ended March 31, 2017

25. Significant accounting judgements, estimates and assumptions

The preparation of the Company's financial statements requires management to make judgements, estimates and assumptions that affect the reported amounts of revenues, expenses, assets and liabilities, and the accompanying disclosures, and the disclosure of contingent liabilities. Uncertainty about these assumptions and estimates could result in outcomes that require a material adjustment to the carrying amount of assets or liabilities affected in future periods.

Judgements

In the process of applying the Company's accounting policies, management has made the following judgements, which have the most significant effect on the amounts recognised in the financial statements:

Estimates and assumptions

The key assumptions concerning the future and other key sources of estimation uncertainty at the reporting date, that have a significant risk of causing a material adjustment to the carrying amounts of assets and liabilities within the next financial year, are described below. The Company based its assumptions and estimates on parameters available when the consolidated financial statements were prepared. Existing circumstances and assumptions about future developments, however, may change due to market changes or circumstances arising that are beyond the control of the Company. Such changes are reflected in the assumptions when they occur.

Fair value measurement of financial instruments

When the fair values of financial assets and financial liabilities recorded in the balance sheet cannot be measured based on quoted prices in active markets, their fair value is measured using other valuation techniques. The inputs to these models are taken from observable markets where possible, but where this is not feasible, a degree of judgement is required in establishing fair values. Judgements include considerations of inputs such as liquidity risk, credit risk and volatility. Changes in assumptions about these factors could affect the reported fair value of financial instruments.

Taxes

Deferred tax assets are recognised for unused tax losses to the extent that it is probable that taxable profit will be available against which the losses can be utilised. Significant management judgement is required to determine the amount of deferred tax assets that can be recognised, based upon the likely timing and the level of future taxable profits together with future tax planning strategies.

26. Gratuity and other post-employment benefit plans

Rs in lakhs

	March 31, 2017	March 31, 2016	April 1, 2015
Present value of defined benefit obligation	5.85	4.95	3.64
Total	5.85	4.95	3.64

The Company has a defined benefit gratuity plan. The gratuity plan is governed by the Payment of Gratuity Act, 1972. Under the act, employee who has completed five years of service is entitled to specific benefit. The level of benefits provided depends on the member's length of service and salary at retirement age. The Company makes provision of such gratuity asset/ liability in the books of accounts on the basis of actuarial valuation as per the Projected unit credit method.



Celsia Hotels Private Limited
Notes to financial statements for the year ended March 31, 2017

Changes in the defined benefit obligation and fair value of plan assets as at March 31, 2017:

	Gratuity cost charged to profit or loss				Remeasurement gains/(losses) in other comprehensive income					Rs in lakhs		
	April 1, 2016	Service cost	Net interest expense	Sub-total included in profit or loss	Benefits paid	Return on plan assets (excluding amounts included in net interest expense)	Actuarial changes arising from changes in demographic assumptions	Actuarial changes arising from changes in financial assumptions	Experience adjustments	Sub-total included in OCI	Contributions by employer	March 31, 2017
Defined benefit obligation	4.95	1.09	0.38	1.47	(0.55)	-	-	0.17	(0.20)	(0.02)	-	5.85
Fair value of plan assets	-	-	-	-	-	-	-	-	-	-	-	-
Benefit liability	4.95	1.09	0.38	1.47	(0.55)	-	-	0.17	(0.20)	(0.02)	-	5.85

Changes in the defined benefit obligation and fair value of plan assets as at March 31, 2016:

	Gratuity cost charged to profit or loss				Remeasurement gains/(losses) in other comprehensive income					Rs in lakhs		
	April 1, 2015	Service cost	Net interest expense	Sub-total included in profit or loss	Benefits paid	Return on plan assets (excluding amounts included in net interest expense)	Actuarial changes arising from changes in demographic assumptions	Actuarial changes arising from changes in financial assumptions	Experience adjustments	Sub-total included in OCI	Contributions by employer	March 31, 2016
Defined benefit obligation	3.64	0.95	0.28	1.23	(0.32)	-	-	0.02	0.39	0.40	-	4.95
Fair value of plan assets	-	-	-	-	-	-	-	-	-	-	-	-
Benefit liability	3.64	0.95	0.28	1.23	(0.32)	-	-	0.02	0.39	0.40	-	4.95



Celsia Hotels Private Limited

Notes to financial statements for the year ended March 31, 2017

The major categories of plan assets of the fair value of the total plan assets are as follows:

	March 31, 2017	March 31, 2016	April 1, 2015
Unquoted investments:			
Asset invested in insurance scheme with the LIC	-	-	-
Total	-	-	-

The principal assumptions used in determining gratuity obligations for the Company's plans are shown below:

	March 31, 2017	March 31, 2016	April 1, 2015
Discount rate:	%	%	%
Pension plan	6.70%	7.60%	7.70%
Future salary increases:			
Pension plan	5.00%	5.00%	5.00%
Life expectation for pensioners at the age of 65:	Years	Years	Years
Pension plan			
Male	60	60	60
Female	60	60	60

A quantitative sensitivity analysis for significant assumption as at March 31, 2017 is as shown below:

India gratuity plan:

	March 31, 2017	March 31, 2017	March 31, 2017	March 31, 2017
			<i>Rs in lakhs</i>	
Assumptions	Discount rate		Future salary increases	
Sensitivity Level	1% increase	1% decrease	1% increase	1% decrease
Impact on defined benefit obligation	0.15	0.17	0.19	0.21
	March 31, 2016	March 31, 2016	March 31, 2016	March 31, 2016
Assumptions	Discount rate		Future salary increases	
Sensitivity Level	1% increase	1% decrease	1% increase	1% decrease
Impact on defined benefit obligation	0.17	0.16	0.21	0.20

The sensitivity analyses above have been determined based on a method that extrapolates the impact on defined benefit obligation as a result of reasonable changes in key assumptions occurring at the end of the reporting period.



Celsia Hotels Private Limited
Notes to financial statements for the year ended March 31, 2017

The following payments are expected contributions to the defined benefit plan in future years:

Rs in lakhs

Duration (Years)	For the year ended March 31, 2017	For the year ended March 31, 2016
1	1.34	1.23
2	1.16	0.99
3	1.04	0.86
4	0.89	0.76
5	0.74	0.63
Above 5	2.43	2.12
Total expected payments	7.59	6.58

The average duration of the defined benefit plan obligation at the end of the reporting period is 5 years (March 31, 2016: 5 years).

27. Commitments and contingencies

a. Commitments

Estimated amount of contracts remaining to be executed on capital account and not provided for:

At March 31, 2017, the Company had NIL commitments (March 31, 2016: Rs NIL, April 1, 2015: Rs NIL)

b. Contingent liabilities

Claims against the Company not acknowledged as debts

Rs in lakhs

		As at March 31, 2017	As at March 31, 2016	As at April 1, 2015
a.	Counter guarantees issued in respect of guarantees issued by company's bankers	1.00	1.00	1.00
b.	Demand raised under section 143(3) of Income Tax act, 1961 (Rs. 2.50 lakhs/- deposited under dispute)	16.40	Nil	Nil



Celsia Hotels Private Limited
Notes to financial statements for the year ended March 31, 2017

28. Related Party Transactions

a) Names of related parties where control exists irrespective of whether transactions have occurred or not,

Ultimate Holding company	- Lemon Tree Hotels Limited
Holding Company	- Fleur Hotels Private Limited
Fellow subsidiary companies/LLP	- Canary Hotels Private Limited - Iora Hotels Private Limited - Manakin Resorts Private Limited - Mezereon Hotels LLP - Inovia Hotels & Resorts Limited - Hyacinth Hotels Private Limited
Enterprises owned or significantly influenced by key management personnel or their relatives	- HeadStart Institute Private Limited
Key Management Personnel	- Mr. Davander Tomar (Director) - Mr. Rajesh Kumar (Director)




Celsia Hotels Private Limited
Notes to financial statements for the year ended March 31, 2017

The following table provides the total amount of transactions that have been entered into with related parties for the relevant financial year


Rs in lakhs

Transactions with Related Party	Year Ended	Ultimate holding company	Holding company	Fellow subsidiary/LLP	Enterprises owned or significantly influenced by key management personnel or their relatives
Reimbursement of expenses paid on behalf of party					
Lemon Tree Hotels Limited	31-Mar-17	-	-	-	-
	31-Mar-16	-	-	-	-
	01-Apr-15	0.68	-	-	-
Reimbursement of expenses paid on behalf of company					
Lemon Tree Hotels Limited	31-Mar-17	0.20	-	-	-
	31-Mar-16	-	-	-	-
	01-Apr-15	-	-	-	-
Amount received on behalf of the company					
Lemon Tree Hotels Limited	31-Mar-17	-	-	-	-
	31-Mar-16	14.13	-	-	-
	01-Apr-15	4.59	-	-	-
Fleur Hotels Private Limited	31-Mar-17	-	-	-	-




Celsia Hotels Private Limited
Notes to financial statements for the year ended March 31, 2017

Transactions with Related Party	Year Ended	Ultimate holding company	Holding company	Fellow subsidiary/LLP	Enterprises owned or significantly influenced by key management personnel or their relatives
	31-Mar-16	-	0.24	-	-
	01-Apr-15	-	0.89	-	-
Inovoa Hotels and Resorts Limited	31-Mar-17	-	-	-	-
	31-Mar-16	-	-	2.64	-
	01-Apr-15	-	-	2.17	-
Manakin Resorts Private Limited	31-Mar-17	-	-	-	-
	31-Mar-16	-	-	0.16	-
	01-Apr-15	-	-	-	-
Amount received by the company on Party Behalf					
Lemon Tree Hotels Limited	31-Mar-17	-	-	-	-
	31-Mar-16	3.00	-	-	-
	01-Apr-15	-	-	-	-
Fleur Hotels Private Limited	31-Mar-17	-	-	-	-
	31-Mar-16	-	2.69	-	-
	01-Apr-15	-	-	-	-
Inovoa Hotels and Resorts Limited	31-Mar-17	-	-	-	-




Celsia Hotels Private Limited
Notes to financial statements for the year ended March 31, 2017

Transactions with Related Party	Year Ended	Ultimate holding company	Holding company	Fellow subsidiary/LLP	Enterprises owned or significantly influenced by key management personnel or their relatives
	31-Mar-16	-	-	0.67	-
	01-Apr-15	-	-	-	-
Hyacinth Hotels Private Limited	31-Mar-17	-	-	-	-
	31-Mar-16	-	-	0.42	-
	01-Apr-15	-	-	-	-
Payment of amount received by the company					
Lemon Tree Hotels Limited	31-Mar-17	-	-	-	-
	31-Mar-16	0.05	-	-	-
	01-Apr-15	-	-	-	-
Hyacinth Hotels Private Limited	31-Mar-17	-	-	-	-
	31-Mar-16	-	-	1.21	-
	01-Apr-15	-	-	-	-
Manakin Resorts Private Limited	31-Mar-17	-	-	-	-
	31-Mar-16	-	-	0.46	-
	01-Apr-15	-	-	-	-



Celsia Hotels Private Limited
Notes to financial statements for the year ended March 31, 2017


Transactions with Related Party	Year Ended	Ultimate holding company	Holding company	Fellow subsidiary/LLP	Enterprises owned or significantly influenced by key management personnel or their relatives
Collection of amount received by the party					
Lemon Tree Hotels Limited	31-Mar-17	-	-	-	-
	31-Mar-16	0.21	-	-	-
	01-Apr-15	-	-	-	-
Fleur Hotels Private Limited	31-Mar-17	-	-	-	-
	31-Mar-16	-	3.61	-	-
	01-Apr-15	-	-	-	-
Inovoa Hotels & Resorts Limited	31-Mar-17	-	-	-	-
	31-Mar-16	-	-	0.55	-
	01-Apr-15	-	-	-	-
Loans (taken)					
Fleur Hotels Private Limited	31-Mar-17	-	426.50	-	-
	31-Mar-16	-	3,328.80	-	-
	01-Apr-15	-	3,633.80	-	-
Loan (Repaid)					



Celsia Hotels Private Limited


Notes to financial statements for the year ended March 31, 2017

Transactions with Related Party	Year Ended	Ultimate holding company	Holding company	Fellow subsidiary/LLP	Enterprises owned or significantly influenced by key management personnel or their relatives
Fleur Hotels Private Limited	31-Mar-17	-	4,686.00	-	-
	31-Mar-16	-	2,772.00	-	-
	01-Apr-15	-	4,641.64	-	-
Loan (Given)					
Lemon Tree Hotels Limited	31-Mar-17	-	-	-	-
	31-Mar-16	-	-	-	-
	01-Apr-15	3,566.73	-	-	-
Investments made during the year					
Mezereon Hotels LLP	31-Mar-17	-	-	-	-
	31-Mar-16	-	-	0.00	-
	01-Apr-15	-	-	-	-
Iora Hotels Private Limited	31-Mar-17	-	-	-	-
	31-Mar-16	-	-	3,300.00	-
	01-Apr-15	-	-	-	-
Interest Received					
Lemon Tree Hotels Limited	31-Mar-17	-	-	-	-
	31-Mar-16	-	-	-	-



Celsia Hotels Private Limited
Notes to financial statements for the year ended March 31, 2017


Transactions with Related Party	Year Ended	Ultimate holding company	Holding company	Fellow subsidiary/LLP	Enterprises owned or significantly influenced by key management personnel or their relatives
	01-Apr-15	46.37	-	-	-
Management Fees paid (Net of Taxes)		-	-	-	-
Lemon Tree Hotels Limited	31-Mar-17	217.19	-	-	-
	31-Mar-16	161.23	-	-	-
	01-Apr-15	67.10	-	-	-
Training expenses paid		-	-	-	-
HeadStart Institute Private Limited	31-Mar-17	-	-	-	-
	31-Mar-16	-	-	-	-
	01-Apr-15	-	-	-	10.00
Balances outstanding at the year-end - Long term borrowing					
Fleur Hotels Private Limited	31-Mar-17	-	35.41	-	-
	31-Mar-16	-	4,294.91	-	-
	01-Apr-15	-	3,738.11	-	-



Celsia Hotels Private Limited

Notes to financial statements for the year ended March 31, 2017

Transactions with Related Party	Year Ended	Ultimate holding company	Holding company	Fellow subsidiary/LLP	Enterprises owned or significantly influenced by key management personnel or their relatives
Balances outstanding at the year end- Other current liabilities					
Lemon Tree Hotels Limited	31-Mar-17	19.55	-	-	-
	31-Mar-16	215.96	-	-	-
	01-Apr-15	69.91	-	-	-
Inovoa Hotels and Resorts Limited	31-Mar-17	-	-	-	-
	31-Mar-16	-	-	-	-
	01-Apr-15	-	-	1.42	-
Balances outstanding at the year end- Short-term loans and advances and other current assets					
Lemon Tree Hotels Limited	31-Mar-17	-	-	-	-
	31-Mar-16	-	-	-	-
	01-Apr-15	53.02	-	-	-
Balances outstanding at the year end- Non-current Investments					
Mezereon Hotels LLP	31-Mar-17	-	-	0.00	-



Celsia Hotels Private Limited
Notes to financial statements for the year ended March 31, 2017

Transactions with Related Party	Year Ended	Ultimate holding company	Holding company	Fellow subsidiary/LLP	Enterprises owned or significantly influenced by key management personnel or their relatives
	31-Mar-16	-	-	0.00	-
	01-Apr-15	-	-	-	-
Iora Hotels Private Limited	31-Mar-17	-	-	3,300.00	-
	31-Mar-16	-	-	3,300.00	-
	01-Apr-15	-	-	-	-



Celsia Hotels Private Limited
Notes to financial statements for the year ended March 31, 2017

29. Fair value measurement

This section gives an overview of the significance of financial instruments for the company and provides additional information on the balance sheet. Details of significant accounting policies, including the criteria for recognition, the basis of measurement and the basis on which income and expenses are recognised, in respect of each class of financial asset, financial liability and equity instrument.

a. Financial Assets

Rs in lakhs

	March 31, 2017		March 31, 2016		April 1, 2015	
	FVTPL	Amortised Cost	FVTPL	Amortised Cost	FVTPL	Amortised Cost
Financial Assets						
Trade Receivables	-	113.19	-	119.34	-	93.56
Security Deposits (non-current)	-	22.13	-	15.83	-	16.23
Security Deposits (current)	-	9.15	-	6.15	-	6.15
Other bank balances	-	4.22	-	4.22	-	4.22
Cash and Cash Equivalents	-	54.70	-	83.42	-	56.84
Interest accrued on deposit with banks	-	4.00	-	3.37	-	2.60
Investments	-	3,300.00	-	3,300.00	-	-
Total Financial Assets	-	3,507.39	-	3,532.33	-	179.61

b. Financial Liabilities

Rs in lakhs

	March 31, 2017		March 31, 2016		April 1, 2015	
	FVTPL	Amortised Cost	FVTPL	Amortised Cost	FVTPL	Amortised Cost
Borrowings (Non-current)	-	5,137.88	-	2,301.53	-	58.25
Trade Payables	-	236.10	-	158.93	-	137.67
Other Current Financial Liabilities	-	609.10	-	392.70	-	59.70
Total Financial Liabilities	-	5,983.08	-	2,853.16	-	255.62



c. Fair value measurement hierarchy for assets and liabilities

Fair value measurement

Fair value is the price that would be received to sell an asset or paid to transfer a liability in an orderly transaction between market participants at the measurement date under current market conditions.

The Company categorizes assets and liabilities measured at fair value into one of three levels depending on the ability to observe inputs employed in their measurement which are described as follows:

i) Level 1

Inputs are quoted prices (unadjusted) in active markets for identical assets or liabilities.

ii) Level 2

Inputs are inputs that are observable, either directly or indirectly, other than quoted prices included within level 1 for the asset or liability.

iii) Level 3

Inputs are unobservable inputs for the asset or liability reflecting significant modifications to observable related market data or Company's assumptions about pricing by market participants.

The following table provides the fair value measurement hierarchy of the Company's assets and liabilities:

Financial assets and liabilities measured at fair value

	March 31, 2017			
	Level 1	Level 2	Level 3	Total
Financial assets as FVTPL	-	-	-	-
Financial liabilities as FVTPL	-	-	-	-

	March 31, 2016			
	Level 1	Level 2	Level 3	Total
Financial assets as FVTPL	-	-	-	-
Financial liabilities as FVTPL	-	-	-	-

	April 1, 2015			
	Level 1	Level 2	Level 3	Total
Financial assets as FVTPL	-	-	-	-
Financial liabilities as FVTPL	-	-	-	-



Celsia Hotels Private Limited
Notes to financial statements for the year ended March 31, 2017

30. Financial risk management objectives and policies

The Company's principal financial liabilities comprise trade and other payables. The main purpose of these financial liabilities is to finance the Company's operations. The Company's principal financial assets include loans, trade and other receivables, and cash and cash equivalents that derive directly from its operations.

The Company's activities expose it to a variety of financial risks: market risk and liquidity risk. The Company's focus is to foresee the unpredictability of financial markets and seek to minimize potential adverse effects on its financial performance.

Market risk

Market risk is the risk that the fair value of future cash flows of a financial instrument will fluctuate because of changes in market prices. Market risk comprises of interest rate risk. Financial instruments affected by market risk include loans and borrowings.

Interest rate risk

Interest rate risk is the risk that the fair value or future cash flows of a financial instrument will fluctuate because of changes in market interest rates. The Company's exposure to the risk of changes in market interest rates relates primarily to the Company's long-term debt obligations with floating interest rates. The Company is carrying its borrowings primarily at variable rate. The Company expects the variable rate to decline, accordingly the Company is currently carrying its loans at variable interest rates.

Rs. In lakhs

	March 31, 2017	March 31, 2016	April 1, 2015
Variable rate borrowings	5,629.44	1,827.27	-
Fixed rate borrowings	6.03	587.19	59.24

Interest rate sensitivity

The following table demonstrates the sensitivity to a reasonably possible change in interest rates on that portion of loans and borrowings affected, after the impact of hedge accounting. With all other variables held constant, the Company's profit before tax is affected through the impact on floating rate borrowings, as follows:

Particulars	Increase/decrease in basis points	Effect on profit before tax
		<i>Rs. In lakhs</i>
31-Mar-17		
Rs	50	22.18
Rs	-50	(22.18)
31-Mar-16		
Rs	50	2.10
Rs	-50	(2.10)

Foreign currency risk

Foreign currency risk is the risk that the fair value or future cash flows of an exposure will fluctuate because of changes in foreign exchange rates.



Celsia Hotels Private Limited
Notes to financial statements for the year ended March 31, 2017

Credit risk

Credit risk is the risk that counterparty will not meet its obligations under a financial instrument or customer contract, leading to a financial loss. The Company is exposed to credit risk from its operating activities (primarily trade receivables and deposits to landlords) and from its financing activities, including deposits with banks and financial institutions and other financial instruments.

(a) Trade receivables

Customer credit risk is managed by each business location subject to the Company's established policy, procedures and control relating to customer credit risk management. Credit quality of a customer is assessed and individual credit limits are defined in accordance with the assessment both in terms of number of days and amount.

An impairment analysis is performed at each reporting date on an individual basis for major clients. In addition, a large number of minor receivables are grouped into homogenous groups and assessed for impairment collectively. The maximum exposure to credit risk at the reporting date is the carrying value of each class of financial assets disclosed in Note 11. The Company does not hold collateral as security.


Rs. in lakhs

Ageing	31-Mar-17	31-Mar-16	01-Apr-15
Not due			
0-60 days past due	92.67	86.17	82.57
61-120 days past due	12.19	23.20	5.43
121-180 days past due	2.36	3.36	1.76
180-365 days past due	4.35	3.69	2.05
365-730 days past due	0.65	2.92	1.76
more than 730 days	0.97	-	-

Provision for doubtful debts (including provision for expected credit loss)

Rs. in lakhs

Ageing	31-Mar-17	31-Mar-16	01-Apr-15
Not due	-	-	-
0-60 days past due	-	-	-
61-120 days past due	-	-	-
121-180 days past due	-	-	-
180-365 days past due	-	-	-
more than 365 days	-	-	-



Celsia Hotels Private Limited
Notes to financial statements for the year ended March 31, 2017

Reconciliation of provision for doubtful debts – Trade receivables (including provision for expected credit loss)

Particulars	Rs. in lakhs		
	31-Mar-17	31-Mar-16	01-Apr-15
Provision at beginning	-	-	-
Addition during the year	-	-	-
Reversal during the year	-	-	-
Utilised during the year	-	-	-
Provision at closing	-	-	-

(b) Financial instruments and cash deposits

Credit risk from balances with banks and financial institutions is managed by the Company's treasury department in accordance with the Company's policy. Investment of surplus funds are made only with approved counterparties and within credit limits assigned to each counterparty. The Company's maximum exposure to credit risk for the components of the balance sheet at 31 March 2017, 31 March 2016 and 1 April 2015 is the carrying amount as illustrated in Note 11

Liquidity risk

The Company monitors its risk of a shortage of funds by estimating the future cash flows. The Company's objective is to maintain a balance between continuity of funding and flexibility through the use of bank overdrafts, cash credit facilities and bank loans. The Company assessed the concentration of risk with respect to refinancing its debt and concluded it to be low. The Company has access to a sufficient variety of sources of funding and debt maturity within 12 months can be rolled over with existing lenders. There are no undrawn borrowing facilities at the end of the reporting periods.

The table below summarises the maturity profile of the Company's financial liabilities based on contractual undiscounted payments.

	Rs in lakhs					Total
	On demand	Less than 3 months	3 to 12 months	1 to 5 years	> 5 years	
Year ended March 31, 2017						
Borrowings	0.65	0.10	420.06	2,952.21	2,262.44	5,635.47
Trade and other payables	236.10	-	-	-	-	236.10
Financial Liabilities	111.51	-	-	-	-	111.51
	348.26	0.10	420.06	2,952.21	2,262.44	5,983.08



Celsia Hotels Private Limited
Notes to financial statements for the year ended March 31, 2017

**Year ended
March 31, 2016**

Borrowings	583.24	-	235.78	1,595.44	-	2,414.46
Trade and other payables	158.93	-	-	-	-	158.93
Other dues of other creditors	279.77	-	-	-	-	279.77
	1,021.94	-	235.78	1,595.44	-	2,853.16

As at April 1, 2015

Borrowings	54.30	-	0.99	3.95	-	59.24
Trade and other payables	137.67	-	-	-	-	137.67
Other dues of other creditors	58.70	-	-	-	-	58.70
	250.67	-	0.99	3.95	-	255.62

31. Capital management

For the purpose of the Company's capital management, capital includes issued equity capital, share premium and all other equity reserves attributable to the equity holders of the parent. The primary objective of the Company's capital management is to maximise the shareholder value.

The Company manages its capital structure and makes adjustments in light of changes in economic conditions and the requirements of the financial covenants. To maintain or adjust the capital structure, the Company may adjust the dividend payment to shareholders, return capital to shareholders or issue new shares. The Company monitors capital using a gearing ratio, which is net debt divided by total capital plus net debt. The Company includes within net debt, interest bearing loans and borrowings, trade less cash and cash equivalents.

	<i>Rs in lakhs</i>		
	March 31, 2017	31 March 2016	1 April 2015
Borrowings (Note 11)	5,137.88	2,301.53	58.25
Trade payables (Note 14)	236.10	158.93	137.67
Less: cash and cash equivalents (Note 7)	54.70	83.42	56.84
Net debt	5,319.28	2,377.04	139.08
Total capital (Note 9 & 10)	5,650.65	9,102.61	8,617.72
Capital and net debt	10,969.93	11,479.65	8,756.80
Gearing ratio	48%	21%	2%

No changes were made in the objectives, policies or processes for managing capital during the years ended March 31, 2017 and 31 March 2016.



32. First-time adoption of Ind AS

These financial statements, for the year ended 31 March 2017, are the first the Company has prepared in accordance with Ind AS. For periods up to and including the year ended 31 March 2016, the Company prepared its financial statements in accordance with accounting standards notified under section 133 of the Companies Act 2013, read together with paragraph 7 of the Companies (Accounts) Rules, 2014 (Indian GAAP).

Accordingly, the Company has prepared financial statements which comply with Ind AS applicable for periods ending on 31 March 2017, together with the comparative period data as at and for the year ended 31 March 2016, as described in the summary of significant accounting policies. In preparing these financial statements, the Company's opening balance sheet was prepared as at 1 April 2015, the Company's date of transition to Ind AS. This note explains the principal adjustments made by the Company in restating its Indian GAAP financial statements, including the balance sheet as at 1 April 2015 and the financial statements as at and for the year ended 31 March 2016.

Exemptions applied

Ind AS 101 allows first-time adopters certain exemptions from the retrospective application of certain requirements under Ind AS. The Company has applied the following exemptions:

- Property Plant & Equipment - As permitted by IND AS 101, the Company has elected to continue with the carrying values under previous GAAP for all the items of property, plant & equipment. The Same selection has been made in respect of Intangibles Assets. The Carrying value of property plant and equipment as aforesaid are after making adjustments relating to decommissioning liabilities
- Determining whether an arrangement contain a lease:- Appendix C to Ind AS 17 requires an entity to assess whether a contract or arrangement contains a lease. In accordance with Ind AS 17, this assessment should be carried out at the inception of the contract or arrangement. However, the Company has used Ind AS 101 exemption and assessed all arrangements based for embedded leases based on conditions in place as at the date of transition.

Estimates

The estimates at 1 April 2015 and at 31 March 2016 are consistent with those made for the same dates in accordance with Indian GAAP (after adjustments to reflect any differences in accounting policies) apart from impairment of financial assets based on expected credit loss model where application of Indian GAAP did not require estimation.



Celsia Hotels Private Limited
Notes to financial statements for the year ended March 31, 2017

Reconciliation of equity as at March 31, 2016 and April 1, 2015 ((date of transition to Ind AS)

Rs in lakhs

	Foot Note No.	March 31, 2016			April 1, 2015		
		Indian GAAP	Adjustment	Ind AS	Indian GAAP	Adjustment	Ind AS
ASSETS							
Non-current assets							
(a) Property, plant and equipment		8,498.57	-	8,498.57	8,741.25	-	8,741.25
(b) Intangible assets		1.58	-	1.58	1.26	-	1.26
(c) Financial assets							
(i) Investments		3,300.00	-	3,300.00	-	-	-
(ii) Other financial assets		20.05	-	20.05	20.45	-	20.45
(d) Non-current tax assets		39.97	-	39.97	58.83	-	58.83
		11,860.17	-	11,860.17	8,821.79	-	8,821.79
Current assets							
(a) Inventories		39.02	-	39.02	33.81	-	33.81
(b) Financial assets							
(i) Trade receivables		119.34	-	119.34	93.56	-	93.56
(ii) Cash and Cash equivalents		83.42	-	83.42	56.84	-	56.84
(iii) Other financial assets		9.52	-	9.52	8.75	-	8.75
(c) Other current assets		88.80	-	88.80	46.72	-	46.72
		340.10	-	340.10	239.68	-	239.68
Total Assets		12,200.27	-	12,200.27	9,061.47	-	9,061.47
ASSETS							



Celsia Hotels Private Limited
Notes to financial statements for the year ended March 31, 2017

Rs in lakhs

	Foot Note No.	March 31, 2016			April 1, 2015		
		Indian GAAP	Adjustment	Ind AS	Indian GAAP	Adjustment	Ind AS
EQUITY AND LIABILITIES							
Equity							
(a) Equity Share capital		3.47	-	3.47	3.47	-	3.47
(b) Other Equity		5,396.49	3,702.65	9,099.14	4,978.25	3,636.00	8,614.25
Total Equity		5,399.96	3,702.65	9,102.61	4,981.72	3,636.00	8,617.72
Liabilities							
Non-current liabilities							
(a) Financial liabilities	I	6,015.00	(3,713.47)	2,301.53	3,742.07	(3,683.82)	58.25
(i) Borrowings		3.76	-	3.76	3.08	-	3.08
(b) Long term provisions		189.20	10.82	200.02	106.18	47.82	153.99
(c) Deferred tax liabilities (net)	III	6,207.96	(3,702.65)	2,505.31	3,851.32	(3,636.00)	215.32
Current liabilities							
(a) Financial liabilities		158.93	-	158.93	137.67	-	137.67
(i) Trade payables		392.70	-	392.70	59.70	-	59.70
(ii) Other financial liabilities		36.04	-	36.04	28.23	-	28.23
(b) Other current liabilities		4.68	-	4.68	2.83	-	2.83
(c) Provisions		592.35	-	592.35	228.43	-	228.43
Total Liabilities		6,800.31	(3,702.65)	3,097.66	4,079.75	(3,636.00)	443.75
Total Equity and Liabilities		12,200.27	-	12,200.27	9,061.47	-	9,061.47




Celsia Hotels Private Limited
Notes to financial statements for the year ended March 31, 2017

Company reconciliation of profit or loss for the year ended March 31, 2016

Rs in lakhs

Particulars	Foot Note No.	Indian GAAP	Adjustments	Ind AS
Revenue from operations		2,475.89	-	2,475.89
Other income		5.23	-	5.23
Total Income		2,481.12	-	2,481.12
Expenses				
Cost of food and beverages consumed		300.07	-	300.07
Employee benefits expense		462.54	(0.40)	462.14
Other expenses		737.65	-	737.65
Total expenses		1,500.26	(0.40)	1,499.86
Earnings before interest, tax, depreciation and amortization (EBITDA)	IV	980.86	0.40	981.26
Finance costs	I	74.10	5.18	79.28
Depreciation and amortization expense		283.75	-	283.75
Finance income		(2.36)	-	(2.36)
Profit before tax		625.37	(4.78)	620.59
Tax expense:				
(1) Current tax		127.51	-	127.51
(2) Deferred tax	III	83.02	(36.99)	46.02
(3) Income tax adjustment related to previous years		(3.40)	-	(3.40)
Profit for the period		418.24	32.22	450.46
Other comprehensive income				
Items that will not be reclassified to profit or loss		-	-	-
Remeasurements of defined benefit plans	IV	-	(0.40)	(0.40)
Total Comprehensive Income for the year		418.24	31.82	450.06



Celsia Hotels Private Limited
Notes to financial statements for the year ended March 31, 2017

Footnotes to the reconciliation of equity as at April 1, 2015 and March 31, 2016 and profit or loss for the year ended March 31, 2016

I. Financial Liability

- Under Indian GAAP, transaction costs incurred in connection with borrowings are amortised upfront and charged to profit or loss for the period. Under Ind AS, transaction costs are included in the initial recognition amount of financial liability and charged to profit or loss using the effective interest method.
- Based on Ind AS - 109, financial liability in the form of long term interest free loans from holding company have been accounted at fair value on the date of transition and the difference is considered as deemed investment on account of interest free loan to subsidiaries. Subsequently the loan is measured at amortized cost using the effective interest rate method.

II. Revaluation Reserves

Under the Indian GAAP the Company has revalued the property plant and equipment and was carrying the revaluation reserve in the financial statements. During the transition to IND AS the Company has elected to carry IGAAP cost as deemed cost of property plant and equipment at the date of transition to Ind AS.

III. Deferred tax

Ind AS 12 requires entities to account for deferred taxes using the balance sheet approach, which focuses on temporary differences between the carrying amount of an asset or liability in the balance sheet and its tax base. In addition, the various transitional adjustments lead to temporary differences.

IV. Defined benefit liabilities

Both under Indian GAAP and Ind AS, the Company recognised costs related to its post-employment defined benefit plan on an actuarial basis. Under Indian GAAP, the entire cost, including actuarial gains and losses, are charged to profit or loss. Under Ind AS, remeasurements [comprising of actuarial gains and losses, the effect of the asset ceiling, excluding amounts included in net interest on the net defined benefit liability and the return on plan assets excluding amounts included in net interest on the net defined benefit liability] are recognised immediately in the balance sheet with a corresponding debit or credit to retained earnings through OCI.

V. Other comprehensive income

Under Indian GAAP, the Company has not presented other comprehensive income (OCI) separately. Hence, it has reconciled Indian GAAP profit or loss to profit or profit or loss as per Ind AS.

VI. Statement of cash flows

The transition from Indian GAAP to Ind AS has not had a material impact on the statement of cash flows.



Celsia Hotels Private Limited**Notes to financial statements for the year ended March 31, 2017**

33. The details of Specified Bank Notes (SBN) held and transacted during the period from 8th November, 2016 to 30th December, 2016 are as provided in the Table below:

	Rs in lakhs		
	SBNs	Other denomination notes	Total
Closing cash in hand as on 08 November 2016	5.14	0.15	5.29
(+) Permitted receipts	-	9.61	9.61
(-) Permitted payments	-	6.50	6.50
(-) Amount deposited in Banks	5.14	1.14	6.28
Closing cash in hand as on 30 December 2016	-	2.12	2.12

34. Segment Reporting

The Company is into Hoteliering business. The Board of Directors of the Company, which has been identified as being the chief operating decision maker (CODM), evaluates the Company performance, allocate resources based on the analysis of the various performance indicator of the Company as a single unit. Therefore there is no reportable segment for the Company as per the requirements of Ind AS 108 – “Operating Segments”.

Information about geographical areas

The Company has only domestic operations and hence no information required for the Company as per the requirements of Ind AS 108 – “Operating Segments”.

Information about major customers


No customer individually accounted for more than 10% of the revenue

35. Supplementary Statutory Information

		<i>Rs in lakhs</i>	
35.1	Earnings in foreign currency (Accrual basis)	March 31, 2017	March 31, 2016
	Room, Restaurant and other services	633.52	753.09
		633.52	753.09

35.2	Expenditure in foreign currency (Accrual basis)	March 31, 2017	March 31, 2016
	Commission / Advertisement and business promotion	34.08	22.46
		34.08	22.46

35.3	Value of imports calculated on CIF basis	March 31, 2017	March 31, 2016
	Capital goods	-	-
		-	-



Celsia Hotels Private Limited


Notes to financial statements for the year ended March 31, 2017

36. The company has during the year not received any information from any vendor regarding their status being registered under Micro, Small and Medium Enterprises Development Act, 2006. Based on the above, if any, relating to amounts unpaid as at the period end along with interest paid / payable have not been given.


As per our report of even date

For APAS & Co.
Firm Registration No. 000340C
Chartered Accountants

**For and on behalf of the Board of Directors of
Celsia Hotels Private Limited**


Sumit Kathuria
Partner
Membership No. 520078




Davander Tomar
Director
DIN: 00013336


Rajesh Kuitar
Director
DIN: 05251730

Place : New Delhi
Date : June 8, 2017