

**APAS & Co.**  
CHARTERED ACCOUNTANTS

8/ 14, BASEMENT,  
KALKAJI EXTENSION  
NEW DELHI - 110019

## **INDEPENDENT AUDITOR'S REPORT**

### **TO THE MEMBERS OF CANARY HOTELS PRIVATE LIMITED**

#### **Report on the Standalone Ind AS Financial Statements**

We have audited the accompanying Standalone Ind AS financial statements of **CANARY HOTELS PRIVATE LIMITED** ("the Company"), which comprise the Balance Sheet as at 31 March 2017, and the Statement of Profit and Loss (including Other Comprehensive Income), the Cash Flow Statement and the Statement of Changes in Equity for the year then ended, and a summary of the significant accounting policies and other explanatory information.


#### **Management's Responsibility for the Standalone Ind AS Financial Statements**


The Company's Board of Directors is responsible for the matters stated in Section 134(5) of the Companies Act, 2013 ("the Act") with respect to the preparation of these Standalone Ind AS financial statements that give a true and fair view of the state of affairs (financial position), profit or loss (financial performance including other comprehensive income), cash flows and changes in equity of the Company in accordance with the accounting principles generally accepted in India, including the Indian Accounting Standards (Ind AS) prescribed under Section 133 of the Act read with the Companies (Indian Accounting Standards) Rules, 2015 as amended. This responsibility also includes maintenance of adequate accounting records in accordance with the provisions of the Act for safeguarding the assets of the Company and for preventing and detecting frauds and other irregularities; selection and application of appropriate accounting policies; making judgments and estimates that are reasonable and prudent; and design, implementation and maintenance of adequate internal financial controls, that were operating effectively for ensuring the accuracy and completeness of the accounting records, relevant to the preparation and presentation of the Standalone Ind AS financial statements, that give a true and fair view and are free from material misstatement, whether due to fraud or error.

#### **Auditor's Responsibility**

Our responsibility is to express an opinion on these Standalone Ind AS financial statements based on our audit. We have taken into account the provisions of the Act, the accounting and auditing standards and matters which are required to be included in the audit report under the provisions of the Act and the Rules made there under. We conducted our audit of the Standalone Ind AS financial statements in accordance with the Standards on Auditing specified under Section 143(10) of the Act. Those Standards require that we comply with ethical requirements and plan and perform the audit to obtain reasonable assurance about whether the Standalone Ind AS financial statements are free from material misstatement.

An audit involves performing procedures to obtain audit evidence about the amounts and the disclosures in the Standalone Ind AS financial statements. The procedures selected depend on the auditor's judgment, including the assessment of the risks of material misstatement of the Standalone Ind AS financial statements, whether due to fraud or error. In making those risk assessments, the auditor considers internal financial controls relevant to the Company's preparation of the Standalone Ind AS financial statements that give a true and fair view in order to design audit procedures that are appropriate in the circumstances. An audit also includes evaluating the appropriateness of the accounting policies used and the reasonableness of the accounting estimates made by the Company's Directors, as well as evaluating the overall presentation of the Ind AS financial statements.





We believe that the audit evidence we have obtained is sufficient and appropriate to provide a basis for our audit opinion on the Standalone Ind AS financial statements.

### **Opinion**

In our opinion and to the best of our information and according to the explanations given to us, the aforesaid Standalone Ind AS financial statements give the information required by the Act in the manner so required and give a true and fair view in conformity with the accounting principles generally accepted in India including the Ind AS, of the state of affairs (financial position) of the Company as at 31 March, 2017, and its loss (financial performance including other comprehensive income), its cash flows and the changes in equity for the year ended on that date.

### **Other Matters**


The comparative financial information of the Company for the year ended 31 March 2016 and the transition date opening balance sheet as at 1 April 2015 included in these Standalone Ind AS financial statements, are based on the previously issued statutory financial statements prepared in accordance with the Companies (Accounting Standards) Rules, 2006 audited by the predecessor auditor, whose audit report for the year ended 31 March 2016 & 31 March 2015 dated 16 June 2016 & 08 June 2015 respectively expressed an unmodified opinion on those Standalone financial statements, as adjusted for the differences in the accounting principles adopted by the Company on transition to the Ind AS, which have been audited by us.

Our opinion is not modified in respect of above matter.

### **Report on Other Legal and Regulatory Requirements**

1. As required by the Companies (Auditor's Report) Order, 2016 ("the Order") issued by the Central Government in terms of Section 143(11) of the Act, and on the basis of such checks of the books and records of the Company as we considered appropriate and according to the information and explanations given to us, we give in "Annexure I" a statement on the matters specified in paragraphs 3 and 4 of the said Order.
2. As required by Section 143 (3) of the Act, we report that:
  - (a) We have sought and obtained all the information and explanations which to the best of our knowledge and belief were necessary for the purposes of our audit.
  - (b) In our opinion, proper books of account as required by law have been kept by the Company so far as it appears from our examination of those books.
  - (c) The Balance Sheet, the Statement of Profit and Loss (including the Other Comprehensive Income), the Cash Flow Statement and the Statement of Changes in Equity dealt with by this Report are in agreement with the books of account.
  - (d) In our opinion, the aforesaid Standalone Ind AS financial statements comply with the Indian Accounting Standards prescribed under Section 133 of the Act read with the Companies (Indian Accounting Standards) Rules, 2015 as amended.





**APAS & Co.**  
CHARTERED ACCOUNTANTS

8/ 14, BASEMENT,  
KALKAJI EXTENSION  
NEW DELHI - 110019


- (e) On the basis of the written representations received from the directors as on 31<sup>st</sup> March, 2017 taken on record by the Board of Directors, none of the directors is disqualified as on 31<sup>st</sup> March, 2017 from being appointed as a director in terms of Section 164 (2) of the Act.
- (f) We are enclosing herewith a report in Annexure II for our opinion on adequacy of internal financial controls system in place in the company and the operating effectiveness of such controls.
- (g) With respect to the other matters to be included in the Auditor's Report in accordance with Rule 11 of the Companies (Audit and Auditors) Rules, 2014, in our opinion and to the best of our information and according to the explanations given to us:
- i. The Company has disclosed the impact of pending litigations on its financial position in its Standalone Ind AS financial statements. Refer Note 26 to the financial statements.
  - ii. According to the information and explanations provided to us, the Company did not have any long-term contracts including derivative contracts for which there were any material foreseeable losses.
  - iii. There has been no delay in transferring amounts, required to be transferred during the year, to the Investor Education and Protection Fund by the Company.
  - iv. The Company has provided requisite disclosures in Note no.32 of its financial statements as to holdings as well as dealings in Specified Bank Notes (SBN) during the period from 8 November 2016 to 30 December 2016. Based on the audit procedures and relying on the management representation, we report that the disclosures are in accordance with the books of accounts and records maintained by the Company.

For APAS & CO.  
CHARTERED ACCOUNTANTS  
Firm Regn No. 000340C

  
(SUMIT KATHURIA)  
PARTNER  
M No. 520078

PLACE : NEW DELHI  
DATED : June 13, 2017







**ANNEXURE- I TO THE INDEPENDENT AUDITOR'S REPORT**

**(Referred to in paragraph 1 under 'Report on Other Legal and Regulatory Requirements' section of our report of even date)**

- i) In respect of its fixed assets:
  - a) The company has maintained proper records showing full particulars, including quantitative details and situation of fixed assets.
  - b) As explained to us, fixed assets have been physically verified by the management in a phased periodical manner, which in our opinion is reasonable, having regard to the size of the Company and nature of its assets. As informed to us no material discrepancies were noticed on such physical verification.
  - c) Title deeds In respect of all immovable properties are held in the name of the company.
- ii) As explained to us physical verification has been conducted by the management at reasonable intervals. We were explained that no material discrepancies have been noticed on physical verification.
- iii) As informed to us the company has not granted any loans to a company covered in the register maintained under section 189 of the Companies Act 2013. Accordingly, provision of clause 3(iii)(a), (b) and (c) of the order are not applicable to the company.
- iv) According to the information and explanations given to us, the company has complied with the provisions of Section 185 and 186, wherever applicable, in respect of loans, investments and guarantees given by the company. We are informed that the company has not provided any security during the year.
- v) According to the information and explanations given to us the company has not accepted any deposits, in terms of the directives issued by the Reserve Bank of India and the provisions of sections 73 to 76 or any other relevant provisions of the Companies Act 2013 and the rules framed there under.
- vi) In respect of business activities of the company, maintenance of cost records has not been specified by the Central Government under sub-section (l) of section 148 read with rules framed thereunder of the Companies Act 2013.
- vii) a) As per information and explanations given to us, the company is regular in depositing undisputed statutory dues including provident fund, employees' state insurance, income-tax, sales-tax, service tax, duty of customs, duty of excise, value added tax, cess and any other statutory dues with the appropriate authorities. As informed to us there are no outstanding statutory dues in arrears as at the last day of the financial year concerned for a period of more than six months from the date they became payable.  
b) We have been informed that no unpaid disputed demands are outstanding in respect of Income Tax, Sales Tax, Service Tax, Custom Duty, Excise Duty, VAT or Cess.





**APAS & Co.**  
CHARTERED ACCOUNTANTS


8/ 14, BASEMENT,  
KALKAJI EXTENSION  
NEW DELHI - 110019


- viii) Based on our audit procedures and on the basis of information and explanations given to us by the management, we are of the opinion that there is no default in repayment of loans or borrowings to the financial institutions and banks as at the year end. There are no loans from Government and the company has not issued any debentures.
- ix) As explained to us term loans obtained during the year were applied for the purpose for which the loans were obtained by the company. The company has not raised any money during the year by way initial or further public offer.
- x) Based upon the audit procedures performed and information and explanations given by the management, we report that, no fraud by the Company or on the company by its officers or employees has been noticed or reported during the course of our audit for the year ended 31.03.2017.
- xi) According to information and explanations given to us, the managerial remuneration paid and provided by the company during the year is in accordance with the requisite approvals mandated by the provisions of section 197 read with Schedule V of the Companies Act 2013.
- xii) The provisions of clause (xii) of the Order are not applicable as the company is not a Nidhi Company as specified in the clause.
- xiii) According to information and explanations given to us, we are of the opinion that all related party transactions are in compliance with section 177 and 188 of the Companies Act, 2013. Necessary disclosures have been made in the financial statements as required by the applicable accounting standards.
- xiv) Based on the audit procedures performed and information and explanations given by the management, we report that the company has made private placement of preference shares during the year. The requirements of section 42 of the Companies Act, 2013 have been complied with and the amount raised have been utilized for the purposes for which the funds were raised.
- xv) According to information and explanations given to us the Company has not entered into any non-cash transaction with the director or any person connected with him during the year.
- xvi) In our opinion, in view of its business activities, the company is not required to be registered under section 451A of Reserve Bank of India Act 1934.

**For APAS & CO.**  
**CHARTERED ACCOUNTANTS**  
Firm Regn No. 000340C

  
**(SUMIT KATHURIA)**  
**PARTNER**  
M No. 520078

**PLACE : NEW DELHI**  
**DATED : June 13, 2017**





**APAS & Co.**  
CHARTERED ACCOUNTANTS

8/ 14, BASEMENT,  
KALKAJI EXTENSION  
NEW DELHI - 110019

**ANNEXURE- II TO THE INDEPENDENT AUDITOR'S REPORT**

**(Referred to in paragraph 2(f) under 'Report on Other Legal and Regulatory Requirements' section of our report of even date)**

We have audited the internal financial controls over financial reporting of **CANARY HOTELS PRIVATE LIMITED** ("the Company") as of 31<sup>st</sup> March 2017 in conjunction with our audit of the standalone financial statements of the Company for the year ended on that date.


**Management's Responsibility for Internal Financial Controls**


The Company's management is responsible for establishing and maintaining internal financial controls based on the internal control over financial reporting criteria established by the Company considering the essential components of internal control stated in the Guidance Note on Audit of Internal Financial Controls Over Financial Reporting issued by the Institute of Chartered Accountants of India. These responsibilities include the design, implementation and maintenance of adequate internal financial controls that were operating effectively for ensuring the orderly and efficient conduct of its business, including adherence to company's policies, the safeguarding of its assets, the prevention and detection of frauds and errors, the accuracy and completeness of the accounting records, and the timely preparation of reliable financial information, as required under the Companies Act, 2013.

**Auditors' Responsibility**

Our responsibility is to express an opinion on the Company's internal financial controls over financial reporting based on our audit. We conducted our audit in accordance with the Guidance Note on Audit of Internal Financial Controls Over Financial Reporting (the "Guidance Note") and the Standards on Auditing, issued by ICAI and deemed to be prescribed under section 143(10) of the Companies Act, 2013, to the extent applicable to an audit of internal financial controls, both applicable to an audit of Internal Financial Controls and, both issued by the Institute of Chartered Accountants of India. Those Standards and the Guidance Note require that we comply with ethical requirements and plan and perform the audit to obtain reasonable assurance about whether adequate internal financial controls over financial reporting was established and maintained and if such controls operated effectively in all material respects. Our audit involves performing procedures to obtain audit evidence about the adequacy of the internal financial controls system over financial reporting and their operating effectiveness.

Our audit of internal financial controls over financial reporting included obtaining an understanding of internal financial controls over financial reporting, assessing the risk that a material weakness exists, and testing and evaluating the design and operating effectiveness of internal control based on the assessed risk. The procedures selected depend on the auditor's judgment, including the assessment of the risks of material misstatement of the financial statements, whether due to fraud or error. We believe that the audit evidence l/we have obtained is sufficient and appropriate to provide a basis for our audit opinion on the Company's internal financial controls system over financial reporting.





**APAS & Co.**  
CHARTERED ACCOUNTANTS

8/ 14, BASEMENT,  
KALKAJI EXTENSION  
NEW DELHI - 110019

### Meaning of Internal Financial Controls Over Financial Reporting

A company's internal financial control over financial reporting is a process designed to provide reasonable assurance regarding the reliability of financial reporting and the preparation of financial statements for external purposes in accordance with generally accepted accounting principles. A company's internal financial control over financial reporting includes those policies and procedures that:

- (1) pertain to the maintenance of records that, in reasonable detail, accurately and fairly reflect the transactions and dispositions of the assets of the company;
- (2) provide reasonable assurance that transactions are recorded as necessary to permit preparation of financial statements in accordance with generally accepted accounting principles, and that receipts and expenditures of the company are being made only in accordance with authorisations of management and directors of the company; and
- (3) provide reasonable assurance regarding prevention or timely detection of unauthorised acquisition, use, or disposition of the company's assets that could have a material effect on the financial statements.

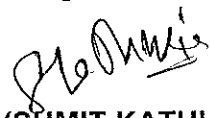
### Inherent Limitations of Internal Financial Controls Over Financial Reporting

Because of the inherent limitations of internal financial controls over financial reporting, including the possibility of collusion or improper management override of controls, material misstatements due to error or fraud may occur and not be detected. Also, projections of any evaluation of the internal financial controls over financial reporting to future periods are subject to the risk that the internal financial control over financial reporting may become inadequate because of changes in conditions, or that the degree of compliance with the policies or procedures may deteriorate.


### Opinion

In our opinion, the company has, in all material respects, an adequate internal financial controls system over financial reporting and such internal financial controls over financial reporting were operating effectively as at 31<sup>st</sup> March 2017, based on the internal control over financial reporting criteria established by the company considering the essential components of internal control stated in the Guidance Note on "Audit of Internal Financial Controls Over Financial Reporting" issued by the Institute of Chartered Accountants of India.

For APAS & CO.  
CHARTERED ACCOUNTANTS  
Firm Regn No. 000340C

  
(SUMIT KATHURIA)  
PARTNER  
M No. 520078

PLACE : NEW DELHI  
DATED : June 13, 2017



**Canary Hotels Private Limited**  
**Balance Sheet as at March 31, 2017**

	Note	March 31, 2017 Rs in lakhs	March 31, 2016 Rs in lakhs	April 1, 2015 Rs in lakhs
<b>ASSETS</b>				
<b>Non-current assets</b>				
(a) Property, plant and equipment	3	4,711.49	4,818.67	4,948.57
(b) Intangible assets	4	0.32	0.42	0.51
(c) Financial assets	5			
(i) Other non current financial assets		4.06	4.76	2.41
(d) Non-current tax assets (net)		59.57	52.90	38.28
		<u>4,775.44</u>	<u>4,876.75</u>	<u>4,989.77</u>
<b>Current assets</b>				
(a) Inventories	6	28.71	31.76	38.11
(b) Financial assets	7			
(i) Trade receivables		67.99	69.70	38.09
(ii) Cash and Cash equivalents		48.00	70.46	44.59
(iii) Loans		10.25	18.50	-
(c) Other current assets	8	63.01	47.33	18.82
		<u>217.96</u>	<u>237.75</u>	<u>139.61</u>
<b>Total Assets</b>		<u><b>4,993.40</b></u>	<u><b>5,114.50</b></u>	<u><b>5,129.38</b></u>
<b>EQUITY AND LIABILITIES</b>				
<b>Equity</b>				
(a) Share capital	9	59.45	59.45	59.45
(b) Other Equity	10	(780.87)	(566.40)	(360.29)
<b>Total Equity</b>		<u>(721.42)</u>	<u>(506.95)</u>	<u>(300.84)</u>
<b>Liabilities</b>				
<b>Non-current liabilities</b>				
(a) Financial liabilities	11			
(i) Borrowings		5,115.76	5,197.48	5,165.29
(b) Long term provisions	12	6.24	5.89	3.31
		<u>5,122.00</u>	<u>5,203.37</u>	<u>5,168.60</u>
<b>Current liabilities</b>				
(a) Financial liabilities	13			
(i) Borrowings		140.00	-	-
(ii) Trade payables		208.41	213.96	152.89
(iii) Other current financial liabilities		204.50	164.94	75.98
(b) Other current liabilities	14	33.85	33.33	29.38
(c) Provisions	12	6.06	5.85	3.37
		<u>592.82</u>	<u>418.08</u>	<u>261.62</u>
<b>Total Liabilities</b>		<u><b>5,714.82</b></u>	<u><b>5,621.45</b></u>	<u><b>5,430.22</b></u>
<b>Total Equity and Liabilities</b>		<u><b>4,993.40</b></u>	<u><b>5,114.50</b></u>	<u><b>5,129.38</b></u>

Summary of significant accounting policies 2.2

The accompanying notes are an integral part of the financial statements.

As per our report of even date

For APAS & Co.  
 Firm Registration No. 000340C  
 Chartered Accountants

SUMIT KATHURIA  
 Partner  
 Membership No. 520078

For and on behalf of the Board of Directors of  
 Canary Hotels Private Limited


Prashant Mehrotra  
 Director  
 DIN: 07333994

Rajesh Kumar  
 Director  
 DIN: 05251730

Nikhil Sethi  
 Company Secretary

Nitin Sharma  
 Chief Financial Officer

Place : New Delhi  
 Date : June 13, 2017





Canary Hotels Private Limited  
Statement of Profit and Loss for the period ended 31 March, 2017


	Note	March 31, 2017 Rs in lakhs	March 31, 2016 Rs in lakhs
Revenue from operations	15	1,216.50	1,154.68
Other income	16	8.26	0.96
<b>Total Income</b>		<b>1,224.76</b>	<b>1,155.64</b>
<b>Expenses</b>			
Cost of food and beverages consumed	17	209.52	204.33
Employee benefits expense	18	283.24	271.48
Other expenses	19	528.56	462.85
<b>Total expenses</b>		<b>1,021.32</b>	<b>938.66</b>
<b>Earnings before interest, tax, depreciation and amortisation (EBITDA)</b>		<b>203.44</b>	<b>216.98</b>
Finance costs	20	300.50	321.31
Depreciation and amortization expense	21	125.15	139.24
Finance Income	22	(1.97)	(0.85)
<b>Loss before tax</b>		<b>(220.24)</b>	<b>(242.72)</b>
Tax expense:			
(1) Current tax		-	-
<b>Loss for the period</b>		<b>(220.24)</b>	<b>(242.72)</b>
<b>Other comprehensive income</b>			
Items that will not be reclassified to profit or loss			
Remeasurements of defined benefit plans		0.07	(1.45)
<b>Total Comprehensive Loss for the year</b>		<b>(220.17)</b>	<b>(244.17)</b>
Earnings per equity share			
(1) Basic	23	(3.70)	(4.11)
(2) Diluted	23	(3.70)	(4.11)

Summary of significant accounting policies 2.2


The accompanying notes are an integral part of the financial statements.


As per our report of even date

For APAS & Co.  
Firm Registration No. 000340C  
Chartered Accountants

  
**SUMIT KATHURIA**  
Partner  
Membership No. 520078

For and on behalf of the Board of Directors of  
Canary Hotels Private Limited

  
**Prashant Mehrotra**  
Director  
DIN: 07333994

  
**Nikhil Sethi**  
Company Secretary

  
**Rajesh Kumar**  
Director  
DIN: 05251730

  
**Nirmal Sharma**  
Chief Financial Officer

Place : New Delhi  
Date : June 13, 2017



Canary Hotels Private Limited  
Statement of Changes in Equity

A. Equity Share Capital

Equity shares of INR 1 each issued, subscribed and fully paid

At 1 April 2015  
Issue of share capital  
At 31 March 2016  
Issue of share capital  
At 31 March 2017

	No. of shares	Amount (Rs in lakhs)
At 1 April 2015	5,945,400	59.45
Issue of share capital	-	-
At 31 March 2016	5,945,400	59.45
Issue of share capital	-	-
At 31 March 2017	5,945,400	59.45

B. Other Equity

For the year ended 31 March, 2017

Rs in lakhs

	Reserves and Surplus			Other equity
	Capital reserve	Securities Premium	Retained Earnings	
Balance at 1 April 2016	-	584.54	(956.12)	(371.58)
Total Comprehensive Income for the year	11.29	-	(244.17)	(232.88)
Any other change	38.06	-	-	38.06
Balance at 31 March 2016	49.35	584.54	(1,200.29)	(566.40)
Total Comprehensive Income for the year	-	-	(220.17)	(220.17)
Any other change	5.70	-	-	5.70
Balance at 31 March 2017	55.05	584.54	(1,420.46)	(780.87)

Summary of significant accounting policies

2.2

The accompanying notes are an integral part of the financial statements.

As per our report of even date

For APAS & Co.  
Firm Registration No. 000340C  
Chartered Accountants

SUMIT KATHURIA  
Partner  
Membership No. 520078

For and on behalf of the Board of Directors of  
Canary Hotels Private Limited


Prashant Mehrotra  
Director  
DIN: 07333994

Rajesh Kumar  
Director  
DIN: 05251730

Nikhil Sethi  
Company Secretary

Nitin Sharma  
Chief Financial Officer

Place : New Delhi  
Date : June 13, 2017



Canary Hotels Private Limited  
Cash flow statement for the year ended March 31, 2017

	For the year ended March 31, 2017 (Rupees)	For the year ended March 31, 2016 (Rupees)
<b>A. Cash flow from operating activities</b>		
Loss before tax	(220.24)	(242.72)
Non-cash adjustments to reconcile profit/(loss) before tax to net cash flows:		
Depreciation and amortisation expenses	125.15	139.24
Finance income (including fair value change in financial instruments)	(1.97)	(0.85)
Finance costs (including fair value change in financial instruments)	294.44	315.41
Provision for inventory	(2.55)	(2.35)
Provision for gratuity	0.39	2.19
Provision for leave encashment	0.18	1.41
Excess provision/ credit balances written back	(4.81)	-
<b>Operating profit before working capital changes:</b>	<b>190.59</b>	<b>212.33</b>
Movements in working capital:		
Change in trade receivables	1.71	(31.61)
Change in loans and advances and other current assets	(6.73)	(49.35)
Change in inventories	5.61	8.70
Change in liabilities and provisions	(12.66)	78.87
<b>Cash Generated from Operations</b>	<b>178.52</b>	<b>218.94</b>
Direct taxes paid (net of refunds)	(6.66)	(14.62)
<b>Net cash flow from operating activities (A)</b>	<b>171.86</b>	<b>204.32</b>
<b>B. Cash flows used in investing activities</b>		
Purchase of property, plant and equipment	(17.88)	(9.24)
Interest received	1.97	0.85
<b>Net Cash flow used in investing activities (B)</b>	<b>(15.91)</b>	<b>(8.39)</b>
<b>C. Cash flows from financing activities</b>		
Proceeds from issuance of share capital	0.77	35.62
Proceeds from long term borrowings	106.27	103.48
Interest paid	(285.45)	(309.16)
<b>Net Cash from financing activities (C)</b>	<b>(178.41)</b>	<b>(170.06)</b>
<b>Net increase/(decrease) in cash and cash equivalents (A + B + C)</b>	<b>(22.46)</b>	<b>25.87</b>
Cash and cash equivalents at the beginning of the year	70.46	44.59
<b>Cash and cash equivalents at the end of the year</b>	<b>48.00</b>	<b>70.46</b>
<b>Components of cash and cash equivalents</b>		
Cash on Hand	1.72	6.52
Balances with Scheduled Banks in - Current accounts	46.28	63.94
<b>Total cash and cash equivalents</b>	<b>48.00</b>	<b>70.46</b>

Summary of significant accounting policies  
As per our report of even date

2.2

For APAS & Co.  
Firm Registration No. 000340C  
Chartered Accountants

**SUMIT KATHURIA**  
Partner  
Membership No. 520078

For and on behalf of the Board of Directors of  
Canary Hotels Private Limited


**Prashant Mehrotra**  
Director  
DIN: 07333994

**Nikhil Sethi**  
Company Secretary

**Rajesh Kumar**  
Director  
DIN: 05251730

**Nitin Sharma**  
Chief Financial Officer

Place : New Delhi  
Date : June 13, 2017



## Canary Hotels Private Limited

### Notes to financial statements for the year ended March 31, 2017

---

#### 1. Corporate Information

Canary Hotels Private Limited (the Company) is a private company domiciled in India and is incorporated under the provisions of the Companies Act applicable in India. The registered office of the company is located at B-6/17, Safdarjung Enclave, New Delhi-110029.

The principal activities of the Company is to carry out business of developing, owning, acquiring, renovating and promoting hotels, motels, resorts, restaurants, etc. under the brand name of Lemon Tree Hotel.

The financial statements were authorised for issue in accordance with a resolution of the directors on 13<sup>th</sup> June 2017.

#### 2 Basis of preparation

##### 2.1 Significant accounting policies

The financial statements of the Company have been prepared in accordance with Indian Accounting Standards (Ind AS) notified under the Companies (Indian Accounting Standards) Rules, 2015.

For all periods up to and including the year ended March 31, 2016, the Company prepared its financial statements in accordance with accounting standards notified under section 133 of the Companies Act 2013, read together with paragraph 7 of the Companies (Accounts) Rules, 2014 (Indian GAAP). These financial statements for the year ended March 31, 2017 are the first the Company has prepared in accordance with Ind AS. Refer to note 31 for information on how the Company adopted Ind AS.

The financial statements have been prepared on a going concern basis using historical cost convention and on an accrual method of accounting, except for certain financial assets and liabilities which are measured at fair value/ amortised cost.

The financial statements are presented in Indian Rupees (INR) and all values are rounded to the nearest lakhs, except where otherwise indicated.

##### 2.2 Summary of significant accounting policies

###### (a) Current versus non-current classification


The Company presents assets and liabilities in the balance sheet based on current/ non-current classification. An asset is treated as current when it is:

- Expected to be realised or intended to be sold or consumed in normal operating cycle
- Held primarily for the purpose of trading
- Expected to be realised within twelve months after the reporting period, or
- Cash or cash equivalent unless restricted from being exchanged or used to settle a liability for at least twelve months after the reporting period

All other assets are classified as non-current.

A liability is current when:

- It is expected to be settled in normal operating cycle
- It is held primarily for the purpose of trading
- It is due to be settled within twelve months after the reporting period, or
- There is no unconditional right to defer the settlement of the liability for at least twelve months after the reporting period



## Canary Hotels Private Limited

### Notes to financial statements for the year ended March 31, 2017

---

The Company classifies all other liabilities as non-current.

Deferred tax assets and liabilities are classified as non-current assets and liabilities.

The operating cycle is the time between the acquisition of assets for processing and their realisation in cash and cash equivalents. The Company has identified twelve months as its operating cycle.

#### (b) Foreign currencies

##### Transactions and balances

Transactions in foreign currencies are initially recorded by the Company's entities at their respective functional currency spot rates at the date the transaction first qualifies for recognition. However, for practical reasons, the Company uses an average rate if the average approximates the actual rate at the date of the transaction.

Monetary assets and liabilities denominated in foreign currencies are translated at the functional currency spot rates of exchange at the reporting date.

Exchange differences arising on settlement or translation of monetary items are recognised in profit or loss

Non-monetary items that are measured in terms of historical cost in a foreign currency are translated using the exchange rates at the dates of the initial transactions. Non-monetary items measured at fair value in a foreign currency are translated using the exchange rates at the date when the fair value is determined. The gain or loss arising on translation of non-monetary items measured at fair value is treated in line with the recognition of the gain or loss on the change in fair value of the item (i.e., translation differences on items whose fair value gain or loss is recognised in OCI or profit or loss are also recognised in OCI or profit or loss, respectively).

#### (c) Fair value measurement


The Company measures financial instruments, such as, derivatives at fair value at each balance sheet date.

Fair value is the price that would be received to sell an asset or paid to transfer a liability in an orderly transaction between market participants at the measurement date. The fair value measurement is based on the presumption that the transaction to sell the asset or transfer the liability takes place either:

- In the principal market for the asset or liability, or
- In the absence of a principal market, in the most advantageous market for the asset or liability

The principal or the most advantageous market must be accessible by the Company.

The fair value of an asset or a liability is measured using the assumptions that market participants would use when pricing the asset or liability, assuming that market participants act in their economic best interest.



## Canary Hotels Private Limited

### Notes to financial statements for the year ended March 31, 2017

A fair value measurement of a non-financial asset takes into account a market participant's ability to generate economic benefits by using the asset in its highest and best use or by selling it to another market participant that would use the asset in its highest and best use.

The Company uses valuation techniques that are appropriate in the circumstances and for which sufficient data are available to measure fair value, maximising the use of relevant observable inputs and minimising the use of unobservable inputs.

All assets and liabilities for which fair value is measured or disclosed in the financial statements are categorised within the fair value hierarchy, described as follows, based on the lowest level input that is significant to the fair value measurement as a whole:

- Level 1 — Quoted (unadjusted) market prices in active markets for identical assets or liabilities
- Level 2 — Valuation techniques for which the lowest level input that is significant to the fair value measurement is directly or indirectly observable
- Level 3 — Valuation techniques for which the lowest level input that is significant to the fair value measurement is unobservable.

For assets and liabilities that are recognised in the financial statements on a recurring basis, the Company determines whether transfers have occurred between levels in the hierarchy by re-assessing categorisation (based on the lowest level input that is significant to the fair value measurement as a whole) at the end of each reporting period.

The Company determines the policies and procedures for both recurring fair value measurement, such as derivative instruments and unquoted financial assets measured at fair value. External valuers are involved for valuation of significant assets and liabilities. The management selects external valuer on various criteria such as market knowledge, reputation, independence and whether professional standards are maintained by valuer. The management decides, after discussions with the Company's external valuers, which valuation techniques and inputs to use for each case.

At each reporting date, the management analyses the movements in the values of assets and liabilities which are required to be remeasured or re-assessed as per the Company's accounting policies. For this analysis, the management verifies the major inputs applied in the latest valuation by agreeing the information in the valuation computation to contracts and other relevant documents.

The management, in conjunction with the Company's external valuers, also compares the change in the fair value of each asset and liability with relevant external sources to determine whether the change is reasonable.

For the purpose of fair value disclosures, the Company has determined classes of assets and liabilities on the basis of the nature, characteristics and risks of the asset or liability and the level of the fair value hierarchy.

This note summarises accounting policy for fair value. Other fair value related disclosures are given in the relevant notes.

- Disclosures for valuation methods, significant estimates and assumptions (note 24)
- Contingent consideration (note 26)
- Quantitative disclosures of fair value measurement hierarchy (note 28)
- Financial instruments (including those carried at amortised cost) (note 28)



## Canary Hotels Private Limited

### Notes to financial statements for the year ended March 31, 2017

---

#### (d) Revenue recognition

Revenue is recognized to the extent that it is probable that the economic benefits will flow to the Company and the revenue can be reliably measured, regardless of when the payment is being made. Revenue is measured at the fair value of the consideration received or receivable, taking into account contractually defined terms of payment and excluding taxes or duty. The Company assesses its revenue arrangements against specific criteria to determine if it is acting as principal or agent. The Company has concluded that it is acting as a principal in all of its revenue arrangements. The specific recognition criteria described below must also be met before revenue is recognized.

Sales tax/ value added tax (VAT) is not received by the Company on its own account. Rather, it is tax collected on value added to the commodity by the seller on behalf of the government. Accordingly, it is excluded from revenue.

#### *Rooms, Restaurant, Banquets and Other Services*

Income from guest accommodation is recognized on a day to day basis after the guest checks into the Hotels and are stated net of allowances. Incomes from other services are recognized as and when services are rendered. Sales are stated exclusive of Service Tax, Value Added Taxes (VAT) and Luxury Tax. Shortfall of revenue over the billed as at the year-end is carried in financial statement as unbilled revenue separately.

#### *Sale of goods*

Revenue from the sale of goods is recognised when the significant risks and rewards of ownership of the goods have passed to the buyer, sale of food and beverage are recognized at the points of serving these items to the guests. Sales are stated exclusive of Sales Tax / VAT.

#### *Interest income*

For all financial instruments measured at amortized cost and interest bearing financial assets classified as available for sale, interest income is recorded using the effective interest rate (EIR). EIR is the rate that exactly discounts the estimated future cash payments or receipts over the expected life of the financial instrument or a shorter period, where appropriate, to the net carrying amount of the financial asset or liability. Interest income is included in finance income in the income statement.

#### *Dividends*


Revenue is recognized when the Company's right to receive the payment is established, which is generally when shareholders approve the dividend.

#### (e) Taxes

##### *Current income tax*

Current income tax assets and liabilities are measured at the amount expected to be recovered from or paid to the taxation authorities. The tax rates and tax laws used to compute the amount are those that are enacted or substantively enacted, at the reporting date in the countries where the Company operates and generates taxable income.

Current income tax relating to items recognised outside profit or loss is recognised outside profit or loss (either in other comprehensive income or in equity). Current tax items are recognised in correlation to the underlying transaction either in OCI or directly in equity. Management periodically evaluates positions taken in the tax returns with respect to situations in which applicable tax regulations are subject to interpretation and establishes provisions where appropriate.



## Canary Hotels Private Limited

### Notes to financial statements for the year ended March 31, 2017

---

#### *Deferred tax*

Deferred tax is provided using the liability method on temporary differences between the tax bases of assets and liabilities and their carrying amounts for financial reporting purposes at the reporting date.

Deferred tax liabilities are recognised for all taxable temporary differences, except:

- When the deferred tax liability arises from the initial recognition of goodwill or an asset or liability in a transaction that is not a business combination and, at the time of the transaction, affects neither the accounting profit nor taxable profit or loss
- In respect of taxable temporary differences associated with investments in subsidiaries, associates and interests in joint ventures, when the timing of the reversal of the temporary differences can be controlled and it is probable that the temporary differences will not reverse in the foreseeable future

Deferred tax assets are recognised for all deductible temporary differences, the carry forward of unused tax credits and any unused tax losses. Deferred tax assets are recognised to the extent that it is probable that taxable profit will be available against which the deductible temporary differences, and the carry forward of unused tax credits and unused tax losses can be utilised, except:

- When the deferred tax asset relating to the deductible temporary difference arises from the initial recognition of an asset or liability in a transaction that is not a business combination and, at the time of the transaction, affects neither the accounting profit nor taxable profit or loss
- In respect of deductible temporary differences associated with investments in subsidiaries, associates and interests in joint ventures, deferred tax assets are recognised only to the extent that it is probable that the temporary differences will reverse in the foreseeable future and taxable profit will be available against which the temporary differences can be utilised

The carrying amount of deferred tax assets is reviewed at each reporting date and reduced to the extent that it is no longer probable that sufficient taxable profit will be available to allow all or part of the deferred tax asset to be utilised. Unrecognised deferred tax assets are re-assessed at each reporting date and are recognised to the extent that it has become probable that future taxable profits will allow the deferred tax asset to be recovered.


Deferred tax assets and liabilities are measured at the tax rates that are expected to apply in the year when the asset is realised or the liability is settled, based on tax rates (and tax laws) that have been enacted or substantively enacted at the reporting date.

Deferred tax relating to items recognised outside profit or loss is recognised outside profit or loss (either in other comprehensive income or in equity). Deferred tax items are recognised in correlation to the underlying transaction either in OCI or directly in equity.

Deferred tax assets and deferred tax liabilities are offset if a legally enforceable right exists to set off current tax assets against current tax liabilities and the deferred taxes relate to the same taxable entity and the same taxation authority.

#### (f) **Property, plant and equipment**

On transition to IND AS, the Company has elected to continue with the carrying value of all of its property plant and equipment recognised as at April 1, 2015, measured as per the previous GAAP, and use that carrying value as the deemed cost of such property plant and equipment (See Note 31)





## Canary Hotels Private Limited

### Notes to financial statements for the year ended March 31, 2017

Plant and equipment is stated at cost, net of accumulated depreciation and accumulated impairment losses, if any. Such cost includes the cost of replacing part of the plant and equipment and borrowing costs for long-term construction projects if the recognition criteria are met.

When significant parts of plant and equipment are required to be replaced at intervals, the Company depreciates them separately based on their specific useful lives. Likewise, when a major inspection is performed, its cost is recognised in the carrying amount of the plant and equipment as a replacement if the recognition criteria are satisfied. All other repair and maintenance costs are recognised in profit or loss as incurred.

The present value of the expected cost for the decommissioning of an asset after its use is included in the cost of the respective asset if the recognition criteria for a provision are met.

Depreciation on fixed assets is provided as per Schedule II of Companies Act, 2013 on Straight Line Method over its economic useful life of fixed assets as follows:

Fixed Assets	Useful life considered (SLM)
Plant & Machinery	15 Year
Building	60 Years
Electrical fittings	10 Years
Electrical Equipment's	10 Years
Office Equipment's	5 Years
Furniture and Fixtures	10 Years
Vehicles	8 Years
Computers	3 Years

An item of property, plant and equipment and any significant part initially recognized is derecognized upon disposal or when no future economic benefits are expected from its use or disposal. Any gain or loss arising on derecognition of the asset (calculated as the difference between the net disposal proceeds and the carrying amount of the asset) is included in the income statement when the asset is derecognized.


The residual values, useful lives and methods of depreciation of property, plant and equipment are reviewed at each financial year end, and adjusted prospectively if appropriate.

#### (g) Intangible assets

On transition to IND AS, the Company has elected to continue with the carrying value of all of its Intangible assets recognised as at April 1, 2015, measured as per the previous GAAP, and use that carrying value as the deemed cost of such Intangible asset (See Note 31)

Intangible assets acquired separately are measured on initial recognition at cost. The cost of intangible assets acquired in a business combination is their fair value at the date of acquisition. Following initial recognition, intangible assets are carried at cost less any accumulated amortization and accumulated impairment losses. Internally generated intangibles, excluding capitalised development costs, are not capitalised and the related expenditure is reflected in profit or loss in the period in which the expenditure is incurred.

The useful lives of intangible assets are assessed as 3 years and the same shall be amortised on Straight line basis over its useful life.



## Canary Hotels Private Limited

### Notes to financial statements for the year ended March 31, 2017

Intangible assets with indefinite useful lives are not amortized, but are tested for impairment annually either individually or at the cash generating unit level. The assessment of indefinite life is reviewed annually to determine whether the indefinite life continues to be supportable. If not, the change in useful life from indefinite to finite is made on a prospective basis.

Gains or losses arising from derecognition of an intangible asset are measured as the difference between the net disposal proceeds and the carrying amount of the asset and are recognized in the income statement when the asset is derecognized.

#### (h) Borrowing costs

Borrowing cost includes interest expense as per Effective Interest Rate (EIR).

Borrowing costs directly attributable to the acquisition or construction of an asset that necessarily takes a substantial period of time to get ready for its intended use are capitalised as part of the cost of the asset until such time that the assets are substantially ready for their intended use. Where funds are borrowed specifically to finance a project, the amount capitalised represents the actual borrowing costs incurred. Where surplus funds are available out of money borrowed specifically to finance a project, the income generated from such current investments is deducted from the total capitalized borrowing cost. Where the funds used to finance a project form part of general borrowings, the amount capitalised is calculated using a weighted average of rates applicable to relevant general borrowings of the company during the year. Capitalisation of borrowing costs is suspended and charged to profit and loss during the extended periods when the active development on the qualifying assets is interrupted.

EIR is the rate that exactly discounts the estimated future cash payments or receipts over the expected life of the financial liability or a shorter period, where appropriate, to the amortised cost of a financial liability after considering all the contractual terms of the financial instrument.

#### (i) Inventories

Stock of food & beverages, stores and operating supplies are valued at lower of cost and net realisable Value. Cost includes cost of purchase and other costs incurred in bringing the inventories to their present location and condition. Cost is determined on a first in first out basis. Net realisable value is the estimated selling price in the ordinary course of business less estimated cost of completion and estimated costs necessary to make sale.

#### (j) Impairment of non-financial assets

The Company assesses at each reporting date whether there is an indication that an asset may be impaired. If any indication exists, or when annual impairment testing for an asset is required, the Company estimates the asset's recoverable amount. An asset's recoverable amount is the higher of an asset's or cash-generating unit's (CGU) fair valueless costs of disposal and its value in use. The recoverable amount is determined for an individual asset, unless the asset does not generate cash inflows that are largely independent of those from other assets or Company of assets. Where the carrying amount of an asset or CGU exceeds its recoverable amount, the asset is considered impaired and is written down to its recoverable amount. In assessing value in use, the estimated future cash flows are discounted to their present value using a pre-tax discount rate that reflects current market assessments of the time value of money and the risks specific to the asset. In determining net selling price, recent market transactions are taken into account, if available. If no such transactions can be identified, an appropriate valuation model is used. These calculations are corroborated by



## Canary Hotels Private Limited

### Notes to financial statements for the year ended March 31, 2017

valuation multiples, quoted share prices for publicly traded companies or other available fair value indicators.

The Company bases its impairment calculation on detailed budgets and forecast calculations, which are prepared separately for each of the Company's CGUs to which the individual assets are allocated. These budgets and forecast calculations generally cover a period of five years. For longer periods, a long-term growth rate is calculated and applied to project future cash flows after the fifth year. To estimate cash flow projections beyond periods covered by the most recent budgets/forecasts, the Company extrapolates cash flow projections in the budget using a steady or declining growth rate for subsequent years, unless an increasing rate can be justified. In any case, this growth rate does not exceed the long-term average growth rate for the products, industries, or country in which the entity operates, or for the market in which the asset is used.

Impairment losses of continuing operations, including impairment on inventories, are recognised in the statement of profit and loss.

For assets excluding goodwill, an assessment is made at each reporting date to determine whether there is an indication that previously recognised impairment losses no longer exist or have decreased. If such indication exists, the Company estimates the asset's or CGU's recoverable amount. A previously recognised impairment loss is reversed only if there has been a change in the assumptions used to determine the asset's recoverable amount since the last impairment loss was recognised. The reversal is limited so that the carrying amount of the asset does not exceed its recoverable amount, nor exceed the carrying amount that would have been determined, net of depreciation, had no impairment loss been recognised for the asset in prior years. Such reversal is recognised in the statement of profit or loss unless the asset is carried at a revalued amount, in which case, the reversal is treated as a revaluation increase.

#### (k) Provisions

##### *General*

Provisions are recognised when the Company has a present obligation (legal or constructive) as a result of a past event, it is probable that an outflow of resources embodying economic benefits will be required to settle the obligation and a reliable estimate can be made of the amount of the obligation. When the Company expects some or all of a provision to be reimbursed, for example, under an insurance contract, the reimbursement is recognised as a separate asset, but only when the reimbursement is virtually certain. The expense relating to a provision is presented in the statement of profit and loss net of any reimbursement.

If the effect of the time value of money is material, provisions are discounted using a current pre-tax rate that reflects, when appropriate, the risks specific to the liability. When discounting is used, the increase in the provision due to the passage of time is recognised as a finance cost.

#### (l) Retirement and other employee benefits

Retirement benefit in the form of provident fund is a defined contribution scheme. The Company has no obligation, other than the contribution payable to the provident fund. The Company recognizes contribution payable to the provident fund scheme as an expense, when an employee renders the related service. If the contribution payable to the scheme for service received before the balance sheet date exceeds the contribution already paid, the deficit payable to the scheme is recognized as a liability after deducting the contribution already paid. If the contribution already paid exceeds the contribution due for services received before the balance sheet date, then excess is recognized as an asset to the extent that the pre-payment



## Canary Hotels Private Limited

### Notes to financial statements for the year ended March 31, 2017

---

will lead to, for example, a reduction in future payment or a cash refund.

Gratuity liability is defined benefit obligation and is provided for on the basis of an actuarial valuation on projected unit credit method made at the end of each financial year.

Retirement benefit in the form of gratuity is a defined benefit scheme. Gratuity liability of employees is accounted for on the basis of actuarial valuation on projected unit credit method at the close of the year. Company's contribution made to Life Insurance Corporation is expenses off at the time of payment of premium.

Remeasurements, comprising of actuarial gains and losses, the effect of the asset ceiling, excluding amounts included in net interest on the net defined benefit liability and the return on plan assets (excluding amounts included in net interest on the net defined benefit liability), are recognised immediately in the balance sheet with a corresponding debit or credit to retained earnings through OCI in the period in which they occur. Remeasurements are not reclassified to profit or loss in subsequent periods.

Past service costs are recognised in profit or loss on the earlier of:

- The date of the plan amendment or curtailment, and
- The date that the Company recognises related restructuring costs

Net interest is calculated by applying the discount rate to the net defined benefit liability or asset. The Company recognises the following changes in the net defined benefit obligation as an expense in the consolidated statement of profit and loss:

- Service costs comprising current service costs, past-service costs, gains and losses on curtailments and non-routine settlements; and
- Net interest expense or income

Retirement benefits in the form of Superannuation Fund is a defined contribution scheme and the contributions are charged to the statement of profit and loss of the year when the contributions to the respective funds are due. There are no other obligations other than the contribution payable to the respective trusts.

The company treats leaves expected to be carried forward for measurement purposes. Such compensated absences are provided for based on the actuarial valuation using the projected unit credit method at the year-end. Remeasurement gains/losses are immediately taken to the statement of profit and loss and are not deferred. The company presents the entire leave as a current liability in the balance sheet, since it does not have an unconditional right to defer its settlement for 12 months after the reporting date. Where Company has the unconditional legal and contractual right to defer the settlement for a period beyond 12 months, the same is presented as non-current liability.


#### (m) **Financial instruments**

A financial instrument is any contract that gives rise to a financial asset of one entity and a financial liability or equity instrument of another entity.

#### *Financial assets*

##### *Initial recognition and measurement*

All financial assets are recognised initially at fair value plus, in the case of financial assets not recorded at fair value through profit or loss, transaction costs that are attributable to the acquisition of the financial asset. Purchases or sales of financial assets that require delivery of assets within a time frame established by regulation or convention in the market place (regular way trades) are recognised on the trade date, i.e., the date that the Company commits to purchase or sell the asset.



## Canary Hotels Private Limited

### Notes to financial statements for the year ended March 31, 2017

---

#### *Subsequent measurement*

For purposes of subsequent measurement, financial assets are classified in following categories:

- Debt instruments at amortised cost
- Debt instruments at fair value through other comprehensive income (FVTOCI)
- Debt instruments, derivatives and equity instruments at fair value through profit or loss (FVTPL)
- Equity instruments measured at fair value through other comprehensive income (FVTOCI)
- Equity instruments in subsidiaries carried at cost

#### *Debt instruments at amortised cost*

A debt instrument is measured at the amortised cost if both the following conditions are met:

- a) The asset is held within a business model whose objective is to hold assets for collecting contractual cash flows, and
- b) Contractual terms of the asset give rise on specified dates to cash flows that are solely payments of principal and interest (SPPI) on the principal amount outstanding.

#### *Debt instrument at FVTOCI*

A debt instrument is classified as at the FVTOCI if both of the following criteria are met:

- a) The objective of the business model is achieved both by collecting contractual cash flows and selling the financial assets, and
- b) The asset's contractual cash flows represent SPPI.


Debt instruments included within the FVTOCI category are measured initially as well as at each reporting date at fair value. Fair value movements are recognized in the other comprehensive income (OCI). However, the Company recognizes interest income, impairment losses & reversals and foreign exchange gain or loss in the P&L. On derecognition of the asset, cumulative gain or loss previously recognised in OCI is reclassified from the equity to P&L. Interest earned whilst holding FVTOCI debt instrument is reported as interest income using the EIR method.

#### *Debt instrument at FVTPL*

VTPPL is a residual category for debt instruments. Any debt instrument, which does not meet the criteria for categorization as at amortized cost or as FVTOCI, is classified as at FVTPL. In addition, the Company may elect to designate a debt instrument, which otherwise meets amortized cost or FVTOCI criteria, as at FVTPL. However, such election is allowed only if doing so reduces or eliminates a measurement or recognition inconsistency (referred to as 'accounting mismatch').

The Company has designated compulsory redeemable preference shares investments in its subsidiaries at FVTPL. The difference between the transaction amount and amortized cost is considered as 'deemed investment in compulsory redeemable preference shares'.

Debt instruments included within the FVTPL category are measured at fair value with all changes recognized in the P&L.



## Canary Hotels Private Limited

### Notes to financial statements for the year ended March 31, 2017

---

#### *Derecognition*

A financial asset (or, where applicable, a part of a financial asset or part of a Company of similar financial assets) is primarily derecognised (i.e. removed from the Company's consolidated balance sheet) when:

- The rights to receive cash flows from the asset have expired, or
- The Company has transferred its rights to receive cash flows from the asset or has assumed an obligation to pay the received cash flows in full without material delay to a third party under a 'pass-through' arrangement; and either (a) the Company has transferred substantially all the risks and rewards of the asset, or (b) the Company has neither transferred nor retained substantially all the risks and rewards of the asset, but has transferred control of the asset.

When the Company has transferred its rights to receive cash flows from an asset or has entered into a pass-through arrangement, it evaluates if and to what extent it has retained the risks and rewards of ownership. When it has neither transferred nor retained substantially all of the risks and rewards of the asset, nor transferred control of the asset, the Company continues to recognise the transferred asset to the extent of the Company's continuing involvement. In that case, the Company also recognises an associated liability. The transferred asset and the associated liability are measured on a basis that reflects the rights and obligations that the Company has retained.

Continuing involvement that takes the form of a guarantee over the transferred asset is measured at the lower of the original carrying amount of the asset and the maximum amount of consideration that the Company could be required to repay.

#### *Impairment of financial assets*

In accordance with Ind AS 109, the Company applies expected credit loss (ECL) model for measurement and recognition of impairment loss on the following financial assets and credit risk exposure:

- a) Financial assets that are debt instruments, and are measured at amortised cost e.g., loans, debt securities, deposits, trade receivables and bank balance
- b) Financial assets that are debt instruments and are measured as at FVTOCI
- c) Lease receivables under Ind AS 17
- d) Trade receivables or any contractual right to receive cash or another financial asset that result from transactions that are within the scope of Ind AS 11 and Ind AS 18 (referred to as 'contractual revenue receivables' in these illustrative financial statements)
- e) Loan commitments which are not measured as at FVTPL
- f) Financial guarantee contracts which are not measured as at FVTPL

The Company follows 'simplified approach' for recognition of impairment loss allowance on:

- Trade receivables or contract revenue receivables; and
- All lease receivables resulting from transactions within the scope of Ind AS 17

The application of simplified approach does not require the Company to track changes in credit risk. Rather, it recognises impairment loss allowance based on lifetime ECLs at each reporting date, right from its initial recognition.

For recognition of impairment loss on other financial assets and risk exposure, the Company determines that whether there has been a significant increase in the credit risk since initial recognition. If credit risk has not increased significantly, 12-month ECL is used to provide for impairment loss. However, if credit risk has increased significantly, lifetime ECL is used. If,



## Canary Hotels Private Limited

### Notes to financial statements for the year ended March 31, 2017

in a subsequent period, credit quality of the instrument improves such that there is no longer a significant increase in credit risk since initial recognition, then the entity reverts to recognising impairment loss allowance based on 12-month ECL.

Lifetime ECL are the expected credit losses resulting from all possible default events over the expected life of a financial instrument. The 12-month ECL is a portion of the lifetime ECL which results from default events that are possible within 12 months after the reporting date.

ECL is the difference between all contractual cash flows that are due to the Company in accordance with the contract and all the cash flows that the entity expects to receive (i.e., all cash shortfalls), discounted at the original EIR. When estimating the cash flows, an entity is required to consider:

- All contractual terms of the financial instrument (including prepayment, extension, call and similar options) over the expected life of the financial instrument. However, in rare cases when the expected life of the financial instrument cannot be estimated reliably, then the entity is required to use the remaining contractual term of the financial instrument
- Cash flows from the sale of collateral held or other credit enhancements that are integral to the contractual terms

ECL impairment loss allowance (or reversal) recognized during the period is recognized as income/ expense in the statement of profit and loss (P&L). This amount is reflected under the head 'other expenses' in the P&L. The balance sheet presentation for various financial instruments is described below:

- Financial assets measured as at amortised cost, contractual revenue receivables and lease receivables: ECL is presented as an allowance, i.e., as an integral part of the measurement of those assets in the balance sheet. The allowance reduces the net carrying amount. Until the asset meets write-off criteria, the Company does not reduce impairment allowance from the gross carrying amount.

Loan commitments and financial guarantee contracts: ECL is presented as a provision in the balance sheet, i.e. as a liability.

Debt instruments measured at FVTOCI: Since financial assets are already reflected at fair value, impairment allowance is not further reduced from its value. Rather, ECL amount is presented as 'accumulated impairment amount' in the OCI.

#### *Financial liabilities*

##### *Initial recognition and measurement*


Financial liabilities are classified, at initial recognition, as financial liabilities at fair value through profit or loss, loans and borrowings, payables, or as derivatives designated as hedging instruments in an effective hedge, as appropriate.

All financial liabilities are recognised initially at fair value and, in the case of loans and borrowings and payables, net of directly attributable transaction costs.

The Company's financial liabilities include trade and other payables, loans and borrowings including bank overdrafts, financial guarantee contracts and derivative financial instruments.

##### *Subsequent measurement*

The measurement of financial liabilities depends on their classification, as described below: Financial liabilities at fair value through profit or loss



## Canary Hotels Private Limited

### Notes to financial statements for the year ended March 31, 2017

---

Financial liabilities at fair value through profit or loss include financial liabilities held for trading and financial liabilities designated upon initial recognition as at fair value through profit or loss. Financial liabilities are classified as held for trading if they are incurred for the purpose of repurchasing in the near term. This category also includes derivative financial instruments entered into by the Company that are not designated as hedging instruments in hedge relationships as defined by Ind AS 109. Separated embedded derivatives are also classified as held for trading unless they are designated as effective hedging instruments.

Gains or losses on liabilities held for trading are recognised in the profit or loss.

Financial liabilities designated upon initial recognition at fair value through profit or loss are designated as such at the initial date of recognition, and only if the criteria in Ind AS 109 are satisfied. For liabilities designated as FVTPL, fair value gains/ losses attributable to changes in own credit risk are recognized in OCI. These gains/ loss are not subsequently transferred to P&L. However, the Company may transfer the cumulative gain or loss within equity. All other changes in fair value of such liability are recognised in the statement of profit or loss. The Company has not designated any financial liability as at fair value through profit and loss.

#### *Loans and borrowings*

This is the category most relevant to the Company. After initial recognition, interest-bearing loans and borrowings are subsequently measured at amortised cost using the EIR method. Gains and losses are recognised in profit or loss when the liabilities are derecognised as well as through the EIR amortisation process.

Amortised cost is calculated by taking into account any discount or premium on acquisition and fees or costs that are an integral part of the EIR. The EIR amortisation is included as finance costs in the statement of profit and loss.

This category generally applies to borrowings. For more information refer Note 11.

#### *Derecognition*

A financial liability is derecognised when the obligation under the liability is discharged or cancelled or expires. When an existing financial liability is replaced by another from the same lender on substantially different terms, or the terms of an existing liability are substantially modified, such an exchange or modification is treated as the derecognition of the original liability and the recognition of a new liability. The difference in the respective carrying amounts is recognised in the statement of profit or loss.

#### *Offsetting of financial instruments*

Financial assets and financial liabilities are offset and the net amount is reported in the consolidated balance sheet if there is a currently enforceable legal right to offset the recognised amounts and there is an intention to settle on a net basis, to realise the assets and settle the liabilities simultaneously.

#### **(n) Redeemable preference shares**

Redeemable preference shares are separated into liability and equity components based on the terms of the contract.

On issuance of the redeemable preference shares, the fair value of the liability component is determined using a market rate for an equivalent non-convertible instrument. This amount is





## Canary Hotels Private Limited

### Notes to financial statements for the year ended March 31, 2017

classified as a financial liability measured at amortised cost (net of transaction costs) until it is extinguished on conversion or redemption.

Transaction costs are apportioned between the liability and equity components of the convertible preference shares based on the allocation of proceeds to the liability and equity components when the instruments are initially recognised.

#### (o) Cash and cash equivalents

Cash and cash equivalent in the balance sheet comprise cash at banks and on hand and short-term deposits with an original maturity of three months or less, which are subject to an insignificant risk of changes in value.

#### (p) Segment reporting policies

Identification of segments

The management of the Company reviews the specific performance of its respective hotel properties. However, since all hotels have similarity in terms of products and services, customer classes, method of providing services and the regulatory environment, the individual hotels qualify for aggregation. Thus, the management has considered aggregating all the hotels as one reportable operating segment. Accordingly, the figures appearing in these financial statements relate to the Company's single operating segment.

#### (q) Recent accounting pronouncements

##### Standards issued but not yet effective

The amendments to standards that are issued, but not yet effective, up to the date of issuance of the Company's financial statements are disclosed below. The Company intends to adopt these standards, if applicable, when they become effective. The Ministry of Corporate Affairs (MCA) has issued the Companies (Indian Accounting Standards) Amendment Rules, 2017 and has amended the following standard.

##### Amendment to Ind AS 7, Statement of Cash Flows

The amendments to Ind AS 7 requires an entity to provide disclosures that enable users of financial statements to evaluate changes in liabilities arising from financing activities, including both changes arising from cash flows and non-cash changes. On initial application of the amendment, entities are not required to provide comparative information for preceding periods. These amendments are effective for annual periods beginning on or after 1 April 2017. Application of this amendments will not have any recognition and measurement impact. However, it will require additional disclosure in the financial statements.

The Company is evaluating the requirements of the amendment and the effect on the financial statements is being evaluated.

#### (r) Measurement of EBITDA

The Company has elected to present earnings before interest, tax, depreciation and amortization (EBITDA) as a separate line item on the face of the statement of profit and loss. The company measures EBITDA on the basis of profit/ (loss) from continuing operations. In its measurement, the company does not include depreciation and amortization expense, interest income, finance costs, and tax expense.



Canary Hotels Private Limited  
Notes to financial statements for the year ended March 31, 2017

3 Property, plant and equipment

Particulars	Freehold land	Building on freehold land	Plant and Machinery	Electrical fittings	Electrical equipments	Office equipments	Furniture and Fixtures	Computers	Vehicles	Total
<b>Cost or valuation</b>										
Deemed Cost as at April 1, 2015	2,824.56	1,608.85	355.09	97.21	21.36	1.06	27.72	2.86	9.86	4,948.57
Additions	-	-	8.21	-	0.06	-	0.40	0.56	-	9.24
Disposals	-	-	-	-	-	-	-	-	-	-
As at March 31, 2016	2,824.56	1,608.85	363.30	97.21	21.42	1.06	28.12	3.42	9.86	4,957.81
Additions	-	-	-	-	2.84	-	0.51	0.84	13.90	17.88
Disposals	-	-	-	-	-	-	-	-	-	-
As at March 31, 2017	2,824.56	1,608.85	363.30	97.21	24.26	1.06	28.63	4.06	23.76	4,975.69
<b>Depreciation</b>										
As at April 1, 2015	-	-	-	-	-	-	-	-	-	-
Charge for the year	-	30.58	45.91	35.95	5.40	0.24	18.53	0.45	2.08	139.14
Disposals	-	-	-	-	-	-	-	-	-	-
As at March 31, 2016	-	30.58	45.91	35.95	5.40	0.24	18.53	0.45	2.08	139.14
Charge for the year	-	30.49	46.06	35.85	5.49	0.24	2.08	0.71	4.13	125.06
Disposals	-	-	-	-	-	-	-	-	-	-
As at March 31, 2017	-	61.07	91.97	71.80	10.89	0.48	20.61	1.16	6.21	264.20
<b>Net Book value</b>										
As at March 31, 2017	2,824.56	1,547.78	271.33	25.41	13.36	0.58	8.01	2.91	17.55	4,711.49
As at March 31, 2016	2,824.56	1,578.27	317.39	61.26	16.02	0.82	9.59	2.97	7.79	4,818.67
As at April 1, 2015	2,824.56	1,608.85	355.09	97.21	21.36	1.06	27.72	2.86	9.86	4,948.57



Canary Hotels Private Limited  
Notes to financial statements for the year ended March 31, 2017

4 Intangible Assets

Particulars	Rs in lakhs	
	Software	Total
<b>Cost or valuation</b>		
Deemed Cost as at April 1, 2015	0.51	0.51
Additions	-	-
Disposals	-	-
As at March 31, 2016	0.51	0.51
Additions	-	-
Disposals	-	-
As at March 31, 2017	0.51	0.51
<b>Amortisation</b>		
As at April 1, 2015	-	-
Amortisation	0.10	0.10
Disposals	-	-
As at March 31, 2016	0.10	0.10
Amortisation	0.10	0.10
Disposals	-	-
As at March 31, 2017	0.20	0.20
<b>Net Block</b>		
As at March 31, 2017	0.32	0.32
As at March 31, 2016	0.42	0.42
As at April 1, 2015	0.51	0.51



Canary Hotels Private Limited  
Notes to financial statements for the year ended March 31, 2017

5 Financial assets

	As at March 31, 2017 Rs in lakhs	As at March 31, 2016 Rs in lakhs	As at April 1, 2015 Rs in lakhs
(i) Other non current financial assets			
Security Deposits	3.40	4.24	1.90
Non current bank balances	0.66	0.52	0.52
	<u>4.06</u>	<u>4.76</u>	<u>2.41</u>




Canary Hotels Private Limited  
Notes to financial statements for the year ended March 31, 2017

6 Inventories  
(valued at lower of cost and net realisable value)

	As at March 31, 2017 Rs in lakhs	As at March 31, 2016 Rs in lakhs	As at April 1, 2015 Rs in lakhs
Food and beverages (excluding liquor and wine)	6.77	5.20	7.45
Stores, cutlery, crockery, linen, provisions and others	21.93	26.57	30.67
<b>Total</b>	<b>28.71</b>	<b>31.76</b>	<b>38.11</b>

During the year ended March 31, 2017 : Rs. 2.55 lakhs (March 31, 2016: Rs. 2.35 lakhs, April 1, 2015: Rs. nil) was recognised as an expense for inventories carried at net realisable value



Canary Hotels Private Limited  
Notes to financial statements for the year ended March 31, 2017

7 Financial assets	As at March 31, 2017 Rs in lakhs	As at March 31, 2016 Rs in lakhs	As at April 1, 2015 Rs in lakhs
(i) Trade receivables			
Trade receivables	67.99	69.70	38.09
	<u>67.99</u>	<u>69.70</u>	<u>38.09</u>

**Break-up for security details:**

Trade receivables			
Secured, considered good	-	-	-
Unsecured, considered good	67.99	69.70	38.09
	<u>67.99</u>	<u>69.70</u>	<u>38.09</u>

**Impairment Allowance (allowance for bad and doubtful debts)**


Unsecured, considered good	-	-	-
Doubtful	-	-	-
<b>Total</b>	<u>-</u>	<u>-</u>	<u>-</u>

No trade or other receivable are due from directors or other officers of the company either severally or jointly with any other person. Nor any trade or other receivable are due from firms or private companies respectively in which any director is a partner, a director or a member.  
The interest free credit period given to customers is upto 90 days.

(ii) Cash and cash equivalents	As At March 31, 2017 Rs in lakhs	As At March 31, 2016 Rs in lakhs	As At April 1, 2015 Rs in lakhs
<b>Balance with banks</b>			
On current & cash credit accounts	46.28	63.94	39.85
Cash on hand	1.72	6.52	4.74
	<u>48.00</u>	<u>70.46</u>	<u>44.59</u>

(iii) Loans	As at March 31, 2017 Rs in lakhs	As at March 31, 2016 Rs in lakhs	As at April 1, 2015 Rs in lakhs
Loans & advances to director	10.25	18.50	-
	<u>10.25</u>	<u>18.50</u>	<u>-</u>

8 Other current assets	As at March 31, 2017 Rs in lakhs	As at March 31, 2016 Rs in lakhs	As at April 1, 2015 Rs in lakhs
<b>Advances recoverable in cash or kind</b>			
- Others	13.92	16.20	1.86
<b>Others</b>			
Accrued revenue	20.56	12.96	-
Balance with statutory/ government authorities	21.00	13.41	9.99
Prepaid Expenses	7.53	4.76	6.97
<b>Total</b>	<u>63.01</u>	<u>47.33</u>	<u>18.82</u>



Canary Hotels Private Limited  
Notes to financial statements for the year ended March 31, 2017

9 Share capital

Authorised Share Capital

	Equity shares	
	No. of shares	Rs in lakhs
At 1 April 2015	11,000,000	110.00
Increase/(decrease) during the year	-	-
At 31 March 2016	11,000,000	110.00
Increase/(decrease) during the year	-	-
At 31 March 2017	11,000,000	110.00

Terms/rights attached to equity shares

The company has only one class of equity shares having par value of Rs. 1 per share. Each holder of equity shares is entitled to one vote per share. In the event of liquidation of the company, the holders of equity shares will be entitled to receive remaining assets of the company, after distribution of all preferential amounts. The distribution will be in proportion to the number of equity shares held by the shareholders.

The Preference shares are not convertible into equity shares and are reflected in financial liabilities

Issued equity capital

Equity shares of INR 1 each issued, subscribed and fully paid

	No. of shares	Rs in lakhs
At 1 April 2015	5,945,400	59.45
Increase/(decrease) during the year	-	-
At 31 March 2016	5,945,400	59.45
Increase/(decrease) during the year	-	-
At 31 March 2017	5,945,400	59.45


Shares held by holding company

	As at March 31, 2017		As At March 31, 2016	
	No. of shares	Rs in lakhs	No. of shares	Rs in lakhs
Equity shares of Rs. 1 each fully paid up Lemon Tree Hotels Limited	5,945,400	59.45	5,945,400	59.45

Details of shareholders holding more than 5% shares in the company

	As at March 31, 2017		As at March 31, 2016	
	No. of shares	% held	No. of shares	% held
Equity shares of Rs. 1 each fully paid up Lemon Tree Hotels Limited	5,945,400	100.00%	5,945,400	100.00%

The Company has not issued Bonus Share, Share for consideration other than Cash and has not bought back shares during the period of five years immediately preceding the reporting date.




10 Other equity

	Rs in lakhs
<b>Securities Premium</b>	
At 1 April 2015	584.54
Increase/(decrease) during the year	-
At 31 March 2016	584.54
Increase/(decrease) during the year	-
At 31 March 2017	584.54

	Rs in lakhs
<b>Retained Earnings</b>	
At 1 April 2015	(956.12)
Profit/(loss) for the year	(244.17)
At 31 March 2016	(1,200.29)
Profit/(loss) for the year	(220.17)
At 31 March 2017	(1,420.46)

	Rs in lakhs
<b>Capital Reserve (Equity Component of Redeemable Preference share)</b>	
At 1 April 2015	11.29
Increase/(decrease) during the year	38.06
At 31 March 2016	49.35
Increase/(decrease) during the year	5.70
At 31 March 2017	55.05

	As at March 31, 2017 Rs in lakhs	As at March 31, 2016 Rs in lakhs	As at April 1, 2015 Rs in lakhs
<b>Other reserves</b>			
Securities Premium	584.54	584.54	584.54
Retained Earnings	(1,420.46)	(1,200.29)	(956.12)
Capital Reserve (Equity Component of Redeemable Preference share)	55.05	49.35	11.29
	<u>(780.87)</u>	<u>(566.40)</u>	<u>(360.29)</u>





Canary Hotels Private Limited  
Notes to financial statements for the year ended March 31, 2017

11 Borrowings

	Effective interest rate %	Maturity	As at March 31, 2017 Rs in lakhs	As at March 31, 2016 Rs in lakhs	As at April 1, 2015 Rs in lakhs
<b>Non-current borrowings</b>					
<b>Term Loans</b>					
<b>Indian rupee loans from Banks (Secured)</b>					
Ratnakar Bank (Refer note 1 below)	10.25%	2023-2024	2,133.82	2,300.88	2,421.87
Vehicle loans (Refer note 2 below)	10.00 to 13.00%	2017-2021	9.28	3.17	4.37
<b>Liability component of financial instrument</b>					
Redeemable preference shares (unsecured) (Refer note 3 below)	10.00%	2027-2028	2,700.00	2,700.00	2,700.00
Redeemable preference shares (unsecured) (Refer note 3 below)	5.00%	2024-2027	272.66	193.43	39.05
<b>Total non-current borrowings</b>			<b>5,115.76</b>	<b>5,197.48</b>	<b>5,165.29</b>
<b>Current borrowings</b>					
<b>Term Loans</b>					
<b>Current maturity of long term loans</b>					
Ratnakar Bank (Refer note 2 below)	10.25%	2017-2018	175.00	125.00	50.00
Vehicle loans (Refer note 2 below)	10.00 to 13.00%	2017-2018	3.10	1.05	0.94
<b>Total current borrowings</b>			<b>178.10</b>	<b>126.05</b>	<b>50.94</b>
Less: Amount clubbed under "other current financial liabilities"			<b>(178.10)</b>	<b>(126.05)</b>	<b>(50.94)</b>
<b>Net current borrowings</b>			<b>-</b>	<b>-</b>	<b>-</b>

**Term loans**

1.) Rupee term loan of Rs 250,000,000 from Ratnakar Bank was taken during financial year 2013-14 and carries the interest of 10.25% during the year. The Loan is repayable in 32 quarterly installments starting from Dec'15. The Loan is secured by a exclusive charge on all the movable fixed assets of the company situated at EDM mall, East Delhi, built on Plot no. 1, Kaushambi, Ghaziabad, exclusive charge on the current assets of Company's hotel including book debts, operating cash flows, intangible revenues both present and future and exclusive charge by way of equitable mortgage over land and building of company's hotel (cross collateralised with the exposure granted to Sukhsagar Complexes Pvt. Ltd ) and exclusive charge on the property at at Khasra No.102/103/433, Village Jhalana , J.L.N. Marg , Jaipur (cross collateralised with the exposure granted to Sukhsagar Complexes Pvt. Ltd ). Further it is secured by Corporate Guarantee of parent company.

2) Vehicle Loans from HDFC Bank are generally repayable in 5 years from the date of sanction and are secured by Hypothecation of vehicles financed.

3) Liability component of compound financial instrument represent 10% Redeemable Cumulative Preference Shares & 5% Redeemable Non Cumulative Preference Shares , The holders of the 10% Redeemable Cumulative Preference Shares are entitled to receive dividends as declared from time to time, and are entitled to voting rights proportionate to their share holding at the meetings of shareholders. The preference shares are redeemable on or before 4.10.2027.

The 5% Redeemable Preference shares shall be non-cumulative, non-convertible, non-participating and shall carry a preferential right, vis-à-vis Equity Shares of the Company, with respect to payment of dividend and repayment in case of a winding up or repayment of capital and shall carry voting rights as per the provisions of Section 47(2) of the Act.

The 5% Redeemable Preference Shares will be redeemed (a) at par, (b) either at Company's option or Shareholder's option and (c) anytime after expiry of one (1) year but on or before expiry of ten (10) years from the date of allotment of the preference shares or on such other terms as varied as per the provisions of Section 48 of the Act.

12 Provisions

	As at March 31, 2017 Rs in lakhs	As at March 31, 2016 Rs in lakhs	As at April 1, 2015 Rs in lakhs
<b>Provision for gratuity</b>	<b>8.43</b>	<b>8.04</b>	<b>4.40</b>
Current	2.19	2.16	1.09
Non-current	6.24	5.89	3.31
<b>Provision for leave benefits</b>	<b>3.87</b>	<b>3.69</b>	<b>2.28</b>
Current	3.87	3.69	2.28
Non-current	-	-	-
<b>Total current</b>	<b>6.06</b>	<b>5.85</b>	<b>3.37</b>
<b>Total non-current</b>	<b>6.24</b>	<b>5.89</b>	<b>3.31</b>



Canary Hotels Private Limited  
Notes to financial statements for the year ended March 31, 2017

13 Financial liabilities

(i) Borrowings

0% loan from Lemon Tree Hotels Limited repayable on demand

As at March 31, 2017 Rs in lakhs	As at March 31, 2016 Rs in lakhs	As at April 1, 2015 Rs in lakhs
140.00	-	-
<b>140.00</b>	<b>-</b>	<b>-</b>

(ii) Trade payables

-Micro and small enterprises  
-Other than Micro and small enterprises

As at March 31, 2017 Rs in lakhs	As at March 31, 2016 Rs in lakhs	As at April 1, 2015 Rs in lakhs
-	-	-
208.41	213.96	152.89
<b>208.41</b>	<b>213.96</b>	<b>152.89</b>

(iii) Other current financial liabilities

Current maturities of long-term borrowings  
Outstanding dues of other creditors

As at March 31, 2017 Rs in lakhs	As at March 31, 2016 Rs in lakhs	As at April 1, 2015 Rs in lakhs
178.10	126.05	50.94
26.40	38.89	25.03
<b>204.50</b>	<b>164.94</b>	<b>75.98</b>

14 Other current liabilities

Advance from customers  
Statutory Dues

As at March 31, 2017 Rs in lakhs	As at March 31, 2016 Rs in lakhs	As at April 1, 2015 Rs in lakhs
23.81	24.89	22.57
10.05	8.45	6.81
<b>33.85</b>	<b>33.33</b>	<b>29.38</b>



**Canary Hotels Private Limited**  
**Notes to financial statements for the year ended March 31, 2017**

**15 Revenue from operations**

	March 31, 2017 Rs in lakhs	March 31, 2016 Rs in lakhs
<b>Sale of products and services</b>		
- Room rental	532.11	523.72
- Food and beverage (excluding liquor and wine)	618.73	583.84
- Banquet rentals	25.61	3.48
- Telephone and telex	0.60	2.26
- Other Services	39.04	40.95
<b>Other Operating Revenue</b>		
- Commission income	0.43	0.43
<b>Revenue from operations</b>	<b>1,216.50</b>	<b>1,154.68</b>

**16 Other income**

	March 31, 2017 Rs in lakhs	March 31, 2016 Rs in lakhs
Excess provision/ credit balances written back	4.81	-
Exchange difference (net)	0.01	-
Miscellaneous income	3.43	0.96
<b>Total</b>	<b>8.26</b>	<b>0.96</b>

**17 Cost of food and beverages consumed**

	March 31, 2017 Rs in lakhs	March 31, 2016 Rs in lakhs
<b>(a) Consumption of food &amp; beverages excluding liquor &amp; wine</b>		
Inventory at the beginning of the year	5.20	7.45
Add: Purchases	211.09	202.08
	216.29	209.52
Less: Inventory at the end of the year	6.77	5.20
	<b>209.52</b>	<b>204.33</b>

**18 Employee benefit expense**

	March 31, 2017 Rs in lakhs	March 31, 2016 Rs in lakhs
Salaries, wages and bonus	242.79	222.80
Contribution to provident fund and other funds	10.98	10.86
Gratuity expense	1.70	2.51
Leave compensation expenses	0.65	1.50
Staff welfare expenses	27.11	33.82
	<b>283.24</b>	<b>271.48</b>



Canary Hotels Private Limited  
Notes to financial statements for the year ended March 31, 2017

19 Other expenses

	March 31, 2017 Rs in lakhs	March 31, 2016 Rs in lakhs
Consumption of stores, cutlery, crockery, linen, provisions and others	38.93	35.33
Power and fuel	236.64	198.93
Linen & uniform washing and laundry expenses	0.87	0.88
Guest transportation	33.79	27.87
Subscription charges	2.06	1.96
Repair and maintenance		
- Buildings	19.12	8.07
- Plant and machinery	32.34	28.38
- Others	19.26	12.32
Rates and taxes	43.19	41.72
Insurance	3.26	4.00
Communication costs	14.30	14.18
Printing and stationery	5.81	5.68
Traveling and conveyance	3.93	8.14
Vehicle running and maintenance	0.54	0.33
Advertisement and business promotion	1.15	6.41
Commission -other than sole selling agent	6.95	6.38
Security and cleaning expenses	14.38	13.37
Legal and professional fees	12.35	6.96
Exchange difference (net)	-	0.06
Payment to auditors	0.63	0.34
Miscellaneous expenses	39.05	41.53
	<b>528.56</b>	<b>462.85</b>
<b>Payment to auditor</b>		
As auditor	0.63	0.25
for other services	-	0.09
	<b>0.63</b>	<b>0.34</b>

20 Finance Costs


	March 31, 2017 Rs in lakhs	March 31, 2016 Rs in lakhs
Interest		
- on term loans from banks	288.27	312.61
- on vehicle loans	1.23	0.37
- on income tax	-	0.01
- on others	4.93	2.44
Bank charges (including commission on credit card collection)	6.06	5.89
	<b>300.50</b>	<b>321.31</b>

21 Depreciation and amortization expense

	March 31, 2017 Rs in lakhs	March 31, 2016 Rs in lakhs
Depreciation of tangible assets	125.06	139.14
Amortization of intangible assets	0.10	0.10
	<b>125.15</b>	<b>139.24</b>

22 Finance income

	March 31, 2017 Rs in lakhs	March 31, 2016 Rs in lakhs
Interest Income on :		
-Bank Deposits	0.14	-
-Others	1.82	0.85
	<b>1.97</b>	<b>0.85</b>



**Canary Hotels Private Limited**  
**Notes to financial statements for the year ended March 31, 2017**

**23 Earnings Per Share (Basic And Diluted)**

Basic EPS amounts are calculated by dividing the profit for the year attributable to equity holders of the Company by the weighted average number of Equity shares outstanding during the year.

Diluted EPS amounts are calculated by dividing the profit attributable to equity holders of the Company (after adjusting for interest on the convertible preference shares) by the weighted average number of Equity shares outstanding during the year plus the weighted average number of Equity shares that would be issued on conversion of all the dilutive potential Equity shares into Equity shares.

The following reflects the income and share data used in the basic and diluted EPS computations:

	<u>March 31, 2017</u>	<u>March 31, 2016</u>
Profit/(loss) attributable to equity holders (for basic and diluted) (Rs in lakhs)	(220.24)	(242.72)
Weighted Average Number of Equity Shares (for basic and diluted)*	5,945,400	5,945,400
Basic & Diluted EPS	(3.70)	(4.08)

\* The weighted average number of shares takes into account the weighted average effect of changes in share transactions during the year. There have been no other transactions involving Equity shares or potential Equity shares between the reporting date and the date of authorisation of these financial statements.



**24. Significant accounting judgements, estimates and assumptions**

The preparation of the Company's financial statements requires management to make judgements, estimates and assumptions that affect the reported amounts of revenues, expenses, assets and liabilities, and the accompanying disclosures, and the disclosure of contingent liabilities. Uncertainty about these assumptions and estimates could result in outcomes that require a material adjustment to the carrying amount of assets or liabilities affected in future periods.

*Judgements*

In the process of applying the Company's accounting policies, management has made the following judgements, which have the most significant effect on the amounts recognised in the financial statements:

*Estimates and assumptions*

The key assumptions concerning the future and other key sources of estimation uncertainty at the reporting date, that have a significant risk of causing a material adjustment to the carrying amounts of assets and liabilities within the next financial year, are described below. The Company based its assumptions and estimates on parameters available when the consolidated financial statements were prepared. Existing circumstances and assumptions about future developments, however, may change due to market changes or circumstances arising that are beyond the control of the Company. Such changes are reflected in the assumptions when they occur.

**Fair value measurement of financial instruments**


When the fair values of financial assets and financial liabilities recorded in the balance sheet cannot be measured based on quoted prices in active markets, their fair value is measured using other valuation techniques. The inputs to these models are taken from observable markets where possible, but where this is not feasible, a degree of judgement is required in establishing fair values. Judgements include considerations of inputs such as liquidity risk, credit risk and volatility. Changes in assumptions about these factors could affect the reported fair value of financial instruments.

**Impairment of non-financial assets**

Impairment exists when the carrying value of an asset or cash generating unit exceeds its recoverable amount, which is the higher of its fair value less costs of disposal and its value in use. The fair value less costs of disposal calculation is based on available data from binding sales transactions, conducted at arm's length, for similar assets or observable market prices less incremental costs for disposing of the asset. The value in use calculation is based on a DCF model. The cash flows are derived from the budget for the next five years and do not include restructuring activities that the Company is not yet committed to or significant future investments that will enhance the asset's performance of the CGU being tested. The recoverable amount is sensitive to the discount rate used for the DCF model as well as the expected future cash-inflows and the growth rate used for extrapolation purposes.

**Taxes**

Deferred tax assets are recognised for unused tax losses to the extent that it is probable that taxable profit will be available against which the losses can be utilised. Significant management judgement is required to determine the amount of deferred tax assets that can be recognised, based upon the likely timing and the level of future taxable profits together with future tax planning strategies.



## Canary Hotels Private Limited

### Notes to financial statements for the year ended March 31, 2017


---

#### 25. Gratuity and other post-employment benefit plans

*Rs in lakhs*

	March 31, 2017	March 31, 2016	April 1, 2015
Gratuity plan	3.87	3.69	2.28
<b>Total</b>	<b>3.87</b>	<b>3.69</b>	<b>2.28</b>

The Company has a defined benefit gratuity plan . The gratuity plan is governed by the Payment of Gratuity Act, 1972. Under the act, employee who has completed five years of service is entitled to specific benefit. The level of benefits provided depends on the member's length of service and salary at retirement age. The Company makes provision of such gratuity asset/ liability in the books of accounts on the basis of actuarial valuation as per the Projected unit credit method.



**Canary Hotels Private Limited**  
**Notes to financial statements for the year ended March 31, 2017**

Changes in the defined benefit obligation and fair value of plan assets as at March 31, 2017:

	Gratuity cost charged to profit or loss				Remeasurement gains/(losses) in other comprehensive income					Rs in lakhs		
	April 1, 2016	Service cost	Net interest expense	Sub-total included in profit or loss	Benefits paid	Return on plan assets (excluding amounts included in net interest expense)	Actuarial changes arising from demographic assumptions	Actuarial changes arising from changes in financial assumptions	Experience adjustments		Sub-total included in OCI	Contributions by employer
Defined benefit obligation	8.04	1.10	0.60	1.70	(1.24)	-	-	0.17	(0.25)	(0.07)	-	8.43
Fair value of plan assets	-	-	-	-	-	-	-	-	-	-	-	-
<b>Benefit liability</b>	<b>8.04</b>	<b>1.10</b>	<b>0.60</b>	<b>1.70</b>	<b>(1.24)</b>	<b>-</b>	<b>-</b>	<b>0.17</b>	<b>(0.25)</b>	<b>(0.07)</b>	<b>-</b>	<b>8.43</b>

Changes in the defined benefit obligation and fair value of plan assets as at March 31, 2016:

	Gratuity cost charged to profit or loss				Remeasurement gains/(losses) in other comprehensive income					Rs in lakhs		
	April 1, 2015	Service cost	Net interest expense	Sub-total included in profit or loss	Benefits paid	Return on plan assets (excluding amounts included in net interest expense)	Actuarial changes arising from demographic assumptions	Actuarial changes arising from changes in financial assumptions	Experience adjustments		Sub-total included in OCI	Contributions by employer
Defined benefit obligation	4.40	1.11	0.34	1.45	(0.32)	-	-	0.07	2.44	2.51	-	8.04
Fair value of plan assets	-	-	-	-	-	-	-	-	-	-	-	-
<b>Benefit liability</b>	<b>4.40</b>	<b>1.11</b>	<b>0.34</b>	<b>1.45</b>	<b>(0.32)</b>	<b>-</b>	<b>-</b>	<b>0.07</b>	<b>2.44</b>	<b>2.51</b>	<b>-</b>	<b>8.04</b>





**Canary Hotels Private Limited**  
**Notes to financial statements for the year ended March 31, 2017**

The major categories of plan assets of the fair value of the total plan assets are as follows:

	March 31, 2017	March 31, 2016	April 1, 2015
<b>Unquoted investments:</b>			
Asset invested in insurance scheme with the LIC	-	-	-
<b>Total</b>	-	-	-

The principal assumptions used in determining gratuity obligations for the Company's plans are shown below:

	March 31, 2017	March 31, 2016	April 1, 2015
<b>Discount rate:</b>	%	%	%
Pension plan	6.70%	7.40%	7.70%
<b>Future salary increases:</b>			
Pension plan	5.00%	5.00%	5.00%
<b>Life expectation for pensioners at the age of 65:</b>	Years	Years	Years
<b>Pension plan</b>			
Male	60	60	60
Female	60	60	60

A quantitative sensitivity analysis for significant assumption as at March 31, 2017 is as shown below:

**India gratuity plan:**

Assumptions	March 31, 2017		March 31, 2016	
	Discount rate	Future salary increases	Discount rate	Future salary increases
Sensitivity Level	1% increase	1% decrease	1% increase	1% decrease
Impact on defined benefit obligation	0.09	0.10	0.10	0.09

Assumptions	March 31, 2016		March 31, 2016	
	Discount rate	Future salary increases	Discount rate	Future salary increases
Sensitivity Level	1% increase	1% decrease	1% increase	1% decrease
Impact on defined benefit obligation	8,488	8,957	9,092	8,756

The sensitivity analyses above have been determined based on a method that extrapolates the impact on defined benefit obligation as a result of reasonable changes in key assumptions occurring at the end of the reporting period.



**Canary Hotels Private Limited**  
**Notes to financial statements for the year ended March 31, 2017**

---

The following payments are expected contributions to the defined benefit plan in future years:

Duration (Years)	<i>Rs in lakhs</i>	
	<b>For the year ended March 31, 2017</b>	<b>For the year ended March 31, 2016</b>
1	2.26	2.24
2	1.81	1.76
3	1.45	1.40
4	1.15	1.12
5	0.91	0.88
Above 5	3.03	2.95
<b>Total expected payments</b>	<b>10.61</b>	<b>10.34</b>

The average duration of the defined benefit plan obligation at the end of the reporting period is 5 years (March 31, 2016: 5 years).

**26. Commitments and contingencies**

**a. Commitments**

**Estimated amount of contracts remaining to be executed on capital account and not provided for:**

At March 31, 2017, the Company had NIL commitments (March 31, 2016: Rs NIL, April 1, 2015: Rs NIL)



**Canary Hotels Private Limited**  
**Notes to financial statements for the year ended March 31, 2017**

**b. Contingent liabilities**

**Claims against the Company not acknowledged as debts**

*Rs in lakhs*

		March 31, 2017	March 31, 2016	April 1, 2015
a.	Counter guarantees issued in respect of guarantees issued by company's bankers to a maximum amount & carrying amount	50.70	50.70	50.70
b.	<u>Claims against the Company not acknowledged as debt</u>	1.03	1.03	1.03
	- Demand for VAT for 2009-10 under appeal	-	-	2.50
	- Demand for entry tax for 2010-11 under appeal	6.87	6.87	0.96
	- Demand for VAT for 2011-12 under appeal			-
	- Demand for VAT for 2014-15 under appeal			
	-			
	The Company's pending litigations above pertains to proceedings pending with VAT and other authorities. The Company has reviewed all its pending litigations and proceedings and has adequately provided for where provisions are required and disclosed as contingent liabilities where applicable, in its financial statements. The Company does not expect the outcome of these proceedings to have a materially adverse effect on its financial statements.			
c.	Arrears of 10% Redeemable Cumulative Preference Shares (Dividend including taxes)	2,975.42	2,635.69	2,295.95

**27. Related Party Transactions**

a) Names of related parties where control exists irrespective of whether transactions have occurred or not,

Holding company

- Lemon Tree Hotels Limited

Fellow subsidiary companies

- Fleur Hotels Private Limited  
- Hyacinth Hotels Private Limited  
- Oriole Dr Fresh Hotels Private Limited  
- Inovia Hotels and Resorts Limited  
-Sukhsagar Complexes Private Limited



**Canary Hotels Private Limited**  
**Notes to financial statements for the year ended March 31, 2017**

Key Management Personnel

- Mr. Rajesh Kumar (Whole Time Director w.e.f. 1<sup>st</sup> June 2015)
- Mr. Paramartha Saikia (Independent Director)
- Mr. Arjun Sawhny (Independent Director)

b) Additional related parties as per Companies Act 2013 with whom transactions have taken place during the year:

Chief Financial Officer : Mr. Nitin Sharma wef. 1<sup>st</sup> July, 2015

Company Secretary : Ms. Sangeeta Bagga upto 20<sup>th</sup> July 2015  
: Ms. Shagun Mahesheari wef 01 January'2016 to 31 July 2016  
: Mr. Nikhil Sethi wef 19 December 2016

The following table provides the total amount of transactions that have been entered into with related parties for the relevant financial year

*Rs in lakhs*


Transactions with Related Party	Year Ended	Holding company	Fellow Subsidiary	Key Management Personal (Managing Director, Whole Time Director, Manager & other Key Managerial Personal)
<b>Reimbursement of expenses incurred on company's behalf</b>				
Lemon Tree Hotels Limited	31-Mar-17	-	-	-
	31-Mar-16	-	-	-
	31-Mar-15	0.01	-	-
Inovoa Hotels & Resorts Limited	31-Mar-17	-	-	-
	31-Mar-16	-	0.01	-
	31-Mar-15	-	-	-
<b>Reimbursement of expenses incurred by company on party behalf</b>				
Lemon Tree Hotels Limited	31-Mar-17	-	-	-
	31-Mar-16	-	-	-
	31-Mar-15	0.12	-	-



**Canary Hotels Private Limited**

**Notes to financial statements for the year ended March 31, 2017**

Transactions with Related Party	Year Ended	Holding company	Fellow Subsidiary	Key Management Personal(Managing Director,Whole Time Director,Manager & other Key Mangerial Personal)
<b>Amount received on behalf of the company</b>		-	-	-
Lemon Tree Hotels Limited	31-Mar-17	-	-	-
	31-Mar-16	0.45	-	-
	31-Mar-15	0.70	-	-
Fleur Hotels Private Limited	31-Mar-17	-	-	-
	31-Mar-16	-	-	-
	31-Mar-15	-	1.02	-
Hyacinth Hotels Private Limited	31-Mar-17	-	-	-
	31-Mar-16	-	-	-
	31-Mar-15	-	0.03	-
Oriole Dr Fresh Hotels Private Limited	31-Mar-17	-	-	-
	31-Mar-16	-	1.26	-
	31-Mar-15	-	0.14	-
<b>Amount Received by party</b>		-	-	-
Lemon Tree Hotels Limited	31-Mar-17	-	-	-
	31-Mar-16	1.60	-	-
	31-Mar-15	1.18	-	-
Hyacinth Hotels Private Limited	31-Mar-17	-	-	-
	31-Mar-16	-	0.73	-
	31-Mar-15	-	0.26	-
Oriole Dr Fresh Hotels Private Limited	31-Mar-17	-	-	-
	31-Mar-16	-	0.42	-
	31-Mar-15	-	0.20	-
Sukhsagar Complexes Private Limited	31-Mar-17	-	-	-
	31-Mar-16	-	0.06	-
	31-Mar-15	-	-	-



**Canary Hotels Private Limited**  
**Notes to financial statements for the year ended March 31, 2017**

Transactions with Related Party	Year Ended	Holding company	Fellow Subsidiary	Key Management Personal(Managing Director, Whole Time Director, Manager & other Key Mangerial Personal)
<b>Payment of Amount received on behalf of party</b>				
Lemon Tree Hotels Limited	31-Mar-17	-	-	-
	31-Mar-16	11.39	-	-
	31-Mar-15	-	-	-
Hyacinth Hotels Private Limited	31-Mar-17	-	-	-
	31-Mar-16	-	0.96	-
	31-Mar-15	-	-	-
<b>Collection of Amount received by the party</b>				
Fleur Hotels Private Limited	31-Mar-17	-	-	-
	31-Mar-16	-	1.02	-
	31-Mar-15	-	-	-
<b>Reneumeration Paid</b>				
Mr. Rajesh Kumar	31-Mar-17	-	-	35.81
	31-Mar-16	-	-	22.69
	31-Mar-15	-	-	-
Mr. Nitin Sharma	31-Mar-17	-	-	19.07
	31-Mar-16	-	-	11.48
	31-Mar-15	-	-	-
Ms. Sangeeta Bagga	31-Mar-17	-	-	-
	31-Mar-16	-	-	0.30
	31-Mar-15	-	-	-
Ms. Shagun Maheshwari	31-Mar-17	-	-	0.44
	31-Mar-16	-	-	0.32
	31-Mar-15	-	-	-
<b>Loan Taken</b>				
		-	-	-



**Canary Hotels Private Limited**

**Notes to financial statements for the year ended March 31, 2017**

Transactions with Related Party	Year Ended	Holding company	Fellow Subsidiary	Key Management Personal(Managing Director,Whole Time Director,Manager & other Key Mangerial Personal)
Lemon Tree Hotels Limited	31-Mar-17	<b>140.00</b>	-	-
	31-Mar-16	-	-	-
	31-Mar-15	-	-	-
<b>Loan Given</b>				
Mr. Rajesh Kumar	31-Mar-17	-	-	-
	31-Mar-16	-	-	18.50
	31-Mar-15	-	-	-
<b>Loan Given Received Back</b>				
Mr. Rajesh Kumar	31-Mar-17	-	-	8.25
	31-Mar-16	-	-	-
	31-Mar-15	-	-	-
<b>Subscription in Preference share capital of the company</b>				
Lemon Tree Hotels Limited	31-Mar-17	<b>80.00</b>	-	-
	31-Mar-16	190.00	-	-
	31-Mar-15	-	-	-
<b>Guarantee received for loan availed</b>				
Lemon Tree Hotels Limited	31-Mar-17	<b>250.00</b>	-	-
	31-Mar-16	250.00	-	-
	31-Mar-15	250.00	-	-
Sukhsagar Complexes Private Limited	31-Mar-17	-	<b>250.00</b>	-
	31-Mar-16	-	250.00	-
	31-Mar-15	-	250.00	-
<b>Guarantee Given for loan provided</b>				



**Canary Hotels Private Limited**  
**Notes to financial statements for the year ended March 31, 2017**

Transactions with Related Party	Year Ended	Holding company	Fellow Subsidiary	Key Management Personal(Managing Director, Whole Time Director, Manager & other Key Mangerial Personal)
Sukhsagar Complexes Private Limited	31-Mar-17	-	4,500.00	-
	31-Mar-16	-	4,500.00	-
	31-Mar-15	-	4,500.00	-
<b>Balances outstanding at the year end- Other current liabilities</b>				
Lemon Tree Hotels Limited	31-Mar-17	140.00	-	-
	31-Mar-16	-	-	-
	31-Mar-15	10.25	-	-
Hyacinth Hotels Private Limited	31-Mar-17	-	-	-
	31-Mar-16	-	-	-
	31-Mar-15	-	0.23	-
Oriole Dr Fresh Hotels Private Limited	31-Mar-17	-	-	-
	31-Mar-16	-	-	-
	31-Mar-15	-	0.07	-
Mr. Rajesh Kumar	31-Mar-17	-	-	-
	31-Mar-16	-	-	0.39
	31-Mar-15	-	-	-
<b>Balance Recoverable at the year end-short term loan &amp; Advances</b>				
Mr. Rajesh Kumar	31-Mar-17	-	-	10.25
	31-Mar-16	-	-	18.50
	31-Mar-15	-	-	-
Fleur Hotels Private Limited	31-Mar-17	-	-	-
	31-Mar-16	-	-	-
	31-Mar-15	-	1.02	-





**Canary Hotels Private Limited**  
**Notes to financial statements for the year ended March 31, 2017**

**28. Fair value measurement**

This section gives an overview of the significance of financial instruments for the company and provides additional information on the balance sheet. Details of significant accounting policies, including the criteria for recognition, the basis of measurement and the basis on which income and expenses are recognised, in respect of each class of financial asset, financial liability and equity instrument

**a. Financial Assets**

*Rs in lakhs*

	March 31, 2017		March 31, 2016		April 1, 2015	
	FVTPL	Amortised Cost	FVTPL	Amortised Cost	FVTPL	Amortised Cost
<b>Financial Assets</b>						
Trade Receivables	-	67.99	-	69.70	-	38.09
Security Deposits (non-current)	-	3.40	-	4.24	-	1.90
Other bank balances	-	0.66	-	0.52	-	0.52
Cash and Cash Equivalents	-	48.00	-	70.46	-	44.59
Loans (current)		10.25		18.50		-
<b>Total Financial Assets</b>	-	<b>130.30</b>	-	<b>163.42</b>	-	<b>85.10</b>

**b. Financial Liabilities**

*Rs in lakhs*

	March 31, 2017		March 31, 2016		April 1, 2015	
	FVTPL	Amortised Cost	FVTPL	Amortised Cost	FVTPL	Amortised Cost
Borrowings (Non-current)	-	5,115.76		5,197.48	-	5,165.29
Borrowings (Current)		140.00		0.00		0.00
Trade Payables	-	208.41	-	213.96	-	152.89
Other Current Financial Liabilities	-	204.50	-	164.94	-	75.98
<b>Total Financial Liabilities</b>		<b>5,668.67</b>		<b>5,576.39</b>		<b>5,394.16</b>

**c. Fair value measurement hierarchy for assets and liabilities**

**Fair value measurement**

Fair value is the price that would be received to sell an asset or paid to transfer a liability in an orderly transaction between market participants at the measurement date under current market conditions.



**Canary Hotels Private Limited**  
**Notes to financial statements for the year ended March 31, 2017**

The Company categorizes assets and liabilities measured at fair value into one of three levels depending on the ability to observe inputs employed in their measurement which are described as follows:

**i) Level 1**

Inputs are quoted prices (unadjusted) in active markets for identical assets or liabilities.

**ii) Level 2**

Inputs are inputs that are observable, either directly or indirectly, other than quoted prices included within level 1 for the asset or liability.

**iii) Level 3**

Inputs are unobservable inputs for the asset or liability reflecting significant modifications to observable related market data or Company's assumptions about pricing by market participants.

The following table provides the fair value measurement hierarchy of the Company's assets and liabilities:

**Financial assets and liabilities measured at fair value**

	March 31, 2017			
	Level 1	Level 2	Level 3	Total
<b>Financial Assets as FVTPL</b>	-	-	-	-
<b>Financial Liabilities as FVTPL</b>	-	-	-	-

	March 31, 2016			
	Level 1	Level 2	Level 3	Total
<b>Financial Assets as FVTPL</b>	-	-	-	-
<b>Financial Liabilities as FVTPL</b>	-	-	-	-

	April 1, 2015			
	Level 1	Level 2	Level 3	Total
<b>Financial Assets as FVTPL</b>	-	-	-	-
<b>Financial Liabilities as FVTPL</b>	-	-	-	-

**29. Financial risk management objectives and policies**

The Company's principal financial liabilities comprise trade and other payables. The main purpose of these financial liabilities is to finance the Company's operations. The Company's principal financial assets include loans, trade and other receivables, and cash and cash equivalents that derive directly from its operations.

The Company is exposed to market risk, credit risk and liquidity risk. The Company's senior management oversees the management of these risks. The Company's senior management is supported by a financial risk committee that advises on financial risks and the appropriate financial risk governance framework for the Company. This financial risk committee provides assurance to the Company's senior management that the



**Canary Hotels Private Limited**  
**Notes to financial statements for the year ended March 31, 2017**

Company's financial risk activities are governed by appropriate policies and procedure and that financial risks are identified, measured and managed in accordance with the Company's policies and risk objectives. The Board of Directors reviews and agrees policies for managing each risk, which are summarised as below:

**Market risk**

Market risk is the risk that the fair value of future cash flows of a financial instrument will fluctuate because of changes in market prices. Market risk comprises of interest rate risk. Financial instruments affected by market risk include loans and borrowings, deposits and payables/receivables in foreign currencies.

**Interest rate risk**

Interest rate risk is the risk that the fair value or future cash flows of a financial instrument will fluctuate because of changes in market interest rates. The Company's exposure to the risk of changes in market interest rates relates primarily to the Company's long-term debt obligations with floating interest rates. The Company is carrying its borrowings primarily at variable rate. The Company expects the variable rate to decline, accordingly the Company is currently carrying its loans at variable interest rates.

*Rs in lakhs*

	March 31, 2017	March 31, 2016	April 1, 2015
Variable rate borrowings	2,308.82	2,425.88	2,471.87
Fixed rate borrowings	2,985.04	2,897.65	2,744.36

**Interest rate sensitivity**


The following table demonstrates the sensitivity to a reasonably possible change in interest rates on that portion of loans and borrowings affected, after the impact of hedge accounting. With all other variables held constant, the Company's profit before tax is affected through the impact on floating rate borrowings, as follows:

	Increase/decrease in basis points	Effect on profit before tax
		<i>Rs in lakhs</i>
<b>31-Mar-17</b>		
	50	11.80
	-50	(11.80)
<b>31-Mar-16</b>		
	50	12.74
	-50	(12.74)

**Liquidity risk**

The company's principal source of liquidity is cash and cash equivalents and the cash flow that is generated from operations. The company has no outstanding bank borrowings. The company believes that the working capital is sufficient to meet its current requirements. Accordingly, no liquidity risk is perceived.

As of March 31, 2017, the Company had a working capital of Rs. (374.86) lakhs including cash and cash equivalents of Rs. 48.00 lakhs. As of March 31, 2016, the Company had a working capital of Rs. (180.32) lakhs including cash and cash equivalents of Rs. 70.46 lakhs.



**Canary Hotels Private Limited**  
**Notes to financial statements for the year ended March 31, 2017**

---

**Foreign currency risk**

Foreign currency risk is the risk that the fair value or future cash flows of an exposure will fluctuate because of changes in foreign exchange rates. The Company has no exposure in foreign currency.

**Credit risk**

Credit risk is the risk that counterparty will not meet its obligations under a financial instrument or customer contract, leading to a financial loss. The Company is exposed to credit risk from its operating activities (primarily trade receivables) and from its financing activities, including deposits with banks and financial institutions, foreign exchange transactions and other financial instruments.

**Trade receivables**

Customer credit risk is managed by each business location subject to the Company's established policy, procedures and control relating to customer credit risk management. Credit quality of a customer is assessed and individual credit limits are defined in accordance with the assessment both in terms of number of days and amount.

An impairment analysis is performed at each reporting date on an individual basis for major clients. In addition, a large number of minor receivables are grouped into homogenous groups and assessed for impairment collectively. The maximum exposure to credit risk at the reporting date is the carrying value of each class of financial assets disclosed in Note 7. The Company does not hold collateral as security.

*Rs in lakhs*

Ageing	March 31, 2017	March 31, 2016	April 1, 2015
Not due	-	-	-
0-60 days past due	58.41	57.80	30.57
61-120 days past due	5.56	7.65	6.14
121-180 days past due	0.41	2.95	1.11
180-365 days past due	2.45	1.06	0.18
365-730 days past due	1.00	0.24	0.10
more than 730 days	0.16	-	-

**Provision for doubtful debts**

Ageing	March 31, 2017	March 31, 2016	April 1, 2015
Not due	-	-	-
0-60 days past due	-	-	-
61-120 days past due	-	-	-
121-180 days past due	-	-	-
180-365 days past due	-	-	-
365-730 days past due	-	-	-
more than 730 days	-	-	-



**Reconciliation of provision for doubtful debts - Trade receivables**

	March 31, 2017	March 31, 2016	April 1, 2015
Provision at beginning	-	-	-
Addition during the year	-	-	-
Reversal during the year	-	-	-
Utilised during the year	-	-	-
Provision at closing	-	-	-

**Reconciliation of provision for doubtful debts - Loans and deposits**

	March 31, 2017	March 31, 2016	April 1, 2015
Provision at beginning	-	-	-
Addition during the year	-	-	-
Reversal during the year	-	-	-
Utilised during the year	-	-	-
Provision at closing	-	-	-

**Liquidity risk**

The Company monitors its risk of a shortage of funds by estimating the future cash flows. The Company's objective is to maintain a balance between continuity of funding and flexibility through the use of bank overdrafts, cash credit facilities and bank loans. The Company assessed the concentration of risk with respect to refinancing its debt and concluded it to be low. The Company has access to a sufficient variety of sources of funding and debt maturity within 12 months can be rolled over with existing lenders.

The table below summarises the maturity profile of the Company's financial liabilities based on contractual undiscounted payments.

	<i>Rs in lakhs</i>					Total
	On demand	Less than 3 months	3 to 12 months	1 to 5 years	> 5 years	
	Rs.	Rs.	Rs.	Rs.	Rs.	Rs.
<b>Year ended</b>						
<b>March 31, 2017</b>						
Borrowings (Other than preference share)	140.00	44.21	133.89	2,143.10	-	2,461.20
Trade and other payables	208.41	-	-	-	-	208.41
Other dues of other creditors	26.40	-	-	-	-	26.40
	<b>374.81</b>	<b>44.21</b>	<b>133.89</b>	<b>2,143.10</b>	<b>-</b>	<b>2,696.01</b>
<b>Year ended</b>						
<b>March 31, 2016</b>						
Borrowings (other than preference share)	-	31.25	94.80	1,458.17	845.88	2,430.10



**Canary Hotels Private Limited**  
**Notes to financial statements for the year ended March 31, 2017**

	On demand	Less than 3 months	3 to 12 months	1 to 5 years	> 5 years	Total
	Rs.	Rs.	Rs.	Rs.	Rs.	Rs.
Trade and other payables	213.96	-	-	-	-	213.96
Other dues of other creditors	38.89	-	-	-	-	38.89
	<b>252.85</b>	<b>31.25</b>	<b>94.80</b>	<b>1,458.17</b>	<b>845.88</b>	<b>2,682.96</b>

**As at April 1, 2015**

Borrowings (other than preference share)	-	-	50.94	1,004.37	1,421.87	2,477.18
Trade and other payables	152.89	-	-	-	-	152.89
Other dues of other creditors	25.03	-	-	-	-	25.03
	<b>177.93</b>	<b>-</b>	<b>50.94</b>	<b>1,004.37</b>	<b>1,421.87</b>	<b>2,655.11</b>

**30. Capital management**

For the purpose of the Company's capital management, capital includes issued equity capital, share premium and all other equity reserves attributable to the equity holders of the parent. The primary objective of the Company's capital management is to maximise the shareholder value.

The Company manages its capital structure and makes adjustments in light of changes in economic conditions and the requirements of the financial covenants. To maintain or adjust the capital structure, the Company may adjust the dividend payment to shareholders, return capital to shareholders or issue new shares. The Company monitors capital using a gearing ratio, which is net debt divided by total capital plus net debt. The Company includes within net debt, interest bearing loans and borrowings, trade payables, less cash and cash equivalents.

	March 31, 2017	31 March 2016	1 April 2015
Borrowings (Note 11 & 13)	5,255.76	5,197.48	5,165.29
Trade payables (Note 13)	208.41	213.96	152.89
Less: cash and cash equivalents (Note 7)	48.00	70.46	44.59
<b>Net debt</b>	<b>5,416.17</b>	<b>5,340.98</b>	<b>5,273.60</b>
Total capital	(721.42)	(506.95)	(300.84)
<b>Capital and net debt</b>	<b>4,694.75</b>	<b>4,834.03</b>	<b>4,972.75</b>

No changes were made in the objectives, policies or processes for managing capital during the years ended March 31, 2017 and 31 March 2016.



### **31. First-time adoption of Ind AS**

These financial statements, for the year ended 31 March 2017, are the first the Company has prepared in accordance with Ind AS. For periods up to and including the year ended 31 March 2016, the Company prepared its financial statements in accordance with accounting standards notified under section 133 of the Companies Act 2013, read together with paragraph 7 of the Companies (Accounts) Rules, 2014 (Indian GAAP).

Accordingly, the Company has prepared financial statements which comply with Ind AS applicable for periods ending on 31 March 2017, together with the comparative period data as at and for the year ended 31 March 2016, as described in the summary of significant accounting policies. In preparing these financial statements, the Company's opening balance sheet was prepared as at 1 April 2015, the Company's date of transition to Ind AS. This note explains the principal adjustments made by the Company in restating its Indian GAAP financial statements, including the balance sheet as at 1 April 2015 and the financial statements as at and for the year ended 31 March 2016.

#### **Exemptions applied**

Ind AS 101 allows first-time adopters certain exemptions from the retrospective application of certain requirements under Ind AS. The Company has applied the following exemptions:

- Property Plant & Equipment - As permitted by IND AS 101, the Company has elected to continue with the carrying values under previous GAAP for all the items of property, plant & equipment. The Same selection has been made in respect of Intangibles Assets. The Carrying value of property plant and equipment as aforesaid are after making adjustments relating to decommissioning liabilities
- Determining whether an arrangement contain a lease:- Appendix C to Ind AS 17 requires an entity to assess whether a contract or arrangement contains a lease. In accordance with Ind AS 17, this assessment should be carried out at the inception of the contract or arrangement. However, the Company has used Ind AS 101 exemption and assessed all arrangements based for embedded leases based on conditions in place as at the date of transition.

#### **Estimates**


The estimates at 1 April 2015 and at 31 March 2016 are consistent with those made for the same dates in accordance with Indian GAAP (after adjustments to reflect any differences in accounting policies) apart from impairment of financial assets based on expected credit loss model where application of Indian GAAP did not require estimation.



**Canary Hotels Private Limited**  
**Notes to financial statements for the year ended March 31, 2017**

**Reconciliation of equity as at March 31, 2016 and April 1, 2015 ((date of transition to Ind AS)**


	Foot Note No.	March 31, 2016		April 1, 2015			
		Local GAAP	Adjustment	Ind AS	Local GAAP	Adjustment	Ind AS
<b>ASSETS</b>							
<b>Non-current assets</b>							
(a) Property, plant and equipment		4,818.67	-	4,818.67	4,948.57	-	4,948.57
(b) Intangible assets		0.42	-	0.42	0.51	-	0.51
(c) Financial assets		4.76	-	4.76	2.41	-	2.41
- Other financial assets		52.90	-	52.90	38.28	-	38.28
(d) Non-Current tax assets (net)		4,876.74	-	4,876.74	4,989.77	-	4,989.77
<b>Current assets</b>							
(a) Inventories		31.76	-	31.76	38.11	-	38.11
(b) Financial assets		69.70	-	69.70	38.09	-	38.09
(i) Trade receivables		70.46	-	70.46	44.59	-	44.59
(ii) Cash and Cash equivalents		18.50	-	18.50	-	-	-
(iii) Dues from related parties		47.33	-	47.33	18.82	-	18.82
(c) Other current assets		237.76	-	237.76	139.61	-	139.61
<b>Total Assets</b>		<b>5,114.50</b>	<b>-</b>	<b>5,114.50</b>	<b>5,129.38</b>	<b>-</b>	<b>5,129.38</b>





**Canary Hotels Private Limited**  
**Notes to financial statements for the year ended March 31, 2017**


	Foot Note No.	March 31, 2016		April 1, 2015		
		Local GAAP	Adjustment	Local GAAP	Adjustment	Ind AS
<b>EQUITY AND LIABILITIES</b>						
<b>Equity</b>						
(a) Equity Share capital		59.45	-	59.45	-	59.45
(b) Other Equity	I	(610.52)	44.12	(566.40)	8.80	(360.29)
<b>Total Equity</b>		<b>(551.07)</b>	<b>44.12</b>	<b>(506.95)</b>	<b>8.80</b>	<b>(300.83)</b>
<b>Liabilities</b>						
<b>Non-current liabilities</b>						
(a) Financial liabilities						
(i) Borrowings	I	5,241.60	(44.12)	5,197.48	(8.80)	5,165.29
(b) Long term provisions		5.89	-	5.89	-	3.31
		<b>5,247.49</b>	<b>(44.12)</b>	<b>5,203.37</b>	<b>(8.80)</b>	<b>5,168.60</b>
<b>Current liabilities</b>						
(a) Financial liabilities						
(i) Borrowings		-	-	-	-	-
(ii) Trade payables		213.96	-	213.96	-	152.89
(iii) Other financial liabilities		164.94	-	164.94	-	75.98
(b) Other current liabilities		33.33	-	33.33	-	29.38
(c) Provisions		5.85	-	5.85	-	3.37
		<b>418.08</b>	-	<b>418.08</b>	-	<b>261.62</b>
<b>Total Liabilities</b>		<b>5,665.56</b>	<b>(44.12)</b>	<b>5,621.45</b>	<b>(8.80)</b>	<b>5,430.21</b>
<b>Total Equity and Liabilities</b>		<b>5,114.50</b>	-	<b>5,114.50</b>	-	<b>5,129.37</b>



**Canary Hotels Private Limited**  
**Notes to financial statements for the year ended March 31, 2017**

**Company reconciliation of profit or loss for the year ended March 31, 2016**

Particulars	Foot Note No.	Indian GAAP	Adjustments	Ind AS
Revenue From Operations		1,154.68	-	1,154.68
Other Income		0.96	-	0.96
<b>Total Income</b>		<b>1,155.63</b>	<b>-</b>	<b>1,155.63</b>
<b>Expenses</b>				
Cost of food and beverages consumed		204.33	-	204.33
Employee benefits expense	II	272.93	(1.45)	271.48
Other expenses		462.85	-	462.85
<b>Total expenses</b>		<b>940.11</b>	<b>(1.45)</b>	<b>938.66</b>
<b>Earnings before interest, tax, depreciation and amortisation (EBITDA)</b>		<b>215.53</b>	<b>1.45</b>	<b>216.98</b>
Finance costs	I	318.57	2.74	321.31
Depreciation and amortization expense		139.24	-	139.24
Finance Income		(0.85)		(0.85)
Loss before tax		(241.43)	(1.29)	(242.72)
Tax expense:				
(1) Current tax		-	-	-
Profit for the period		(241.43)	(1.29)	(242.72)
<b>Other comprehensive income</b>		<b>-</b>	<b>-</b>	<b>-</b>
Items that will not be reclassified to profit or loss		-	-	-
Remeasurements of defined benefit plans	III		(1.45)	(1.45)
<b>Total Comprehensive Loss for the year</b>		<b>(241.43)</b>	<b>(2.74)</b>	<b>(244.17)</b>



Footnotes to the reconciliation of equity as at April 1, 2015 and March 31, 2016 and profit or loss for the year ended March 31, 2016

**I. Financial Liability**

- Under Indian GAAP, transaction costs incurred in connection with borrowings are amortised upfront and charged to profit or loss for the period. Under Ind AS, transaction costs are included in the initial recognition amount of financial liability and charged to profit or loss using the effective interest method.
- Under Indian GAAP, the Company was not required to recognize the financial guarantee received by it from its parent Company. Under Ind AS, the Company has recognized the same as equity contribution and the corresponding transaction costs are included in the initial recognition amount of financial liability and charged to profit or loss using the effective interest method.
- Under Previous GAAP, the preference share capital is shown at the transaction value under the head share capital whereas under Ind AS, the same is initially discounted and subsequently recorded as financial liability at amortized cost at the end of every financial reporting period. Accordingly, the difference between the transaction and discounted value of the preference share capital is recognized as capital reserve. Further, interest is accreted on the present value of the preference share capital.

**II. Defined benefit liabilities**

Both under Indian GAAP and Ind AS, the Company recognised costs related to its post-employment defined benefit plan on an actuarial basis. Under Indian GAAP, the entire cost, including actuarial gains and losses, are charged to profit or loss. Under Ind AS, remeasurements [comprising of actuarial gains and losses, the effect of the asset ceiling, excluding amounts included in net interest on the net defined benefit liability and the return on plan assets excluding amounts included in net interest on the net defined benefit liability] are recognised immediately in the balance sheet with a corresponding debit or credit to retained earnings through OCI.

**III. Other comprehensive income**

Under Indian GAAP, the Company has not presented other comprehensive income (OCI) separately. Hence, it has reconciled Indian GAAP profit or loss to profit or loss as per Ind AS. Further, Indian GAAP profit or loss is reconciled to total comprehensive income as per Ind AS.

**IV. Statement of cash flows**

The transition from Indian GAAP to Ind AS has not had a material impact on the statement of cash flows.

32. The details of Specified Bank Notes (SBN) held and transacted during the period from 8th November, 2016 to 30th December, 2016 are as provided in the Table below:

*Rs in lakhs*

	SBNs	other denomination notes	Total
Closing cash in hand as on 08.11.2016	8.41	0.03	8.44
(+) Permitted receipts	-	11.13	11.13
(-) Permitted payments	-	4.58	4.58
(-) Amount Deposited in Bank	8.41	-	8.41
Closing cash in hand as on 30.12.2016	-	6.58	6.58



**33. Segment Reporting**

The Company is into Hoteliering business. The Board of Directors of the Company, which has been identified as being the chief operating decision maker (CODM), evaluates the Company performance, allocate resources based on the analysis of the various performance indicator of the Company as a single unit. Therefore there is no reportable segment for the Company as per the requirements of Ind AS 108 – “Operating Segments”.

**Information about geographical areas**

The Company has only domestic operations and hence no information required for the Company as per the requirements of Ind AS 108 – “Operating Segments”.

**Information about major customers**

No customer individually accounted for more than 10% of the revenue

**34. Supplementary Statutory Information**

		<i>Rs in lakhs</i>	
34.1	Earnings in foreign currency (Accrual basis)	March 31, 2017	March 31, 2016
	Room, Restaurant and other services	96.36	75.28
		96.36	75.28

		<i>Rs in lakhs</i>	
34.2	Expenditure in foreign currency (Accrual basis)	March 31, 2017	March 31, 2016
	Commission / Advertisement and business promotion	7.61	5.46
		7.61	5.46

34.3	Value of imports calculated on CIF basis	March 31, 2017	March 31, 2016
	Capital goods		-
			-




**Canary Hotels Private Limited**  
**Notes to financial statements for the year ended March 31, 2017**

**35. Details of dues to Micro, Small and Medium Enterprises as per MSMED Act, 2006.**

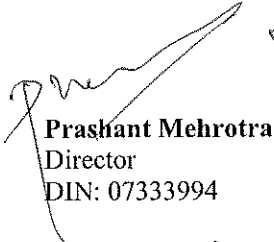
	<b>March31, 2017</b>	<b>March31, 2016</b>	<b>April 1, 2015</b>
the principal amount and the interest due thereon remaining unpaid to any supplier as at the end of each accounting year	Nil	Nil	Nil
the amount of interest paid by the buyer in terms of section 16 of the Micro Small and Medium Enterprise Development Act, 2006 along with the amounts of the payment made to the supplier beyond the appointed day during each accounting year	Nil	Nil	Nil
the amount of interest due and payable for the period of delay in making payment (which have been paid but beyond the appointed day during the year) but without adding the interest specified under Micro Small and Medium Enterprise Development Act, 2006.	Nil	Nil	Nil
the amount of interest accrued and remaining unpaid at the end of each accounting year; and	Nil	Nil	Nil
the amount of further interest remaining due and payable even in the succeeding years, until such date when the interest dues as above are actually paid to the small enterprise for the purpose of disallowance as a deductible expenditure under section 23 of the Micro Small and Medium Enterprise Development Act, 2006	Nil	Nil	Nil

As per our report of even date

**For APAS & Co.**  
 Firm Registration No. 000340C  
 Chartered Accountants

  
**SUMIT KATHURIA**  
 Partner  
 Membership No. 520078

**For and on behalf of the Board of Directors of  
 Canary Hotels Private Limited**

  
**Prashant Mehrotra**  
 Director  
 DIN: 07333994

  
**Rajesh Kumar**  
 Director  
 DIN: 05251730

  
**Nikhil Sethi**  
 Company Secretary

  
**Nitin Sharma**  
 Chief Financial Officer

Place: New Delhi  
 Date: June 13, 2017

