



APAS & CO LLP
CHARTERED ACCOUNTANTS

606, 6TH FLOOR, PP CITY CENTRE
ROAD NO. 44, PITAMPURA
DELHI - 110034
TEL.: 011-49058720
E-MAIL: apas.delhi@gmail.com

INDEPENDENT AUDITOR'S REPORT

TO THE MEMBERS OF BANDHAV RESORTS PRIVATE LIMITED

Report on the Audit of IND AS Financial Statements

Opinion

We have audited the accompanying IND AS financial statements of **BANDHAV RESORTS PRIVATE LIMITED** ("the Company"), which comprise the Balance Sheet as at 31 March 2023, the Statement of Profit and Loss (including Other Comprehensive Income), the Cash Flow Statement and the Statement of Changes in Equity for the year then ended, and notes to the financial statements, including a summary of the significant accounting policies and other explanatory information (hereinafter referred to as "the IND AS financial statements").

In our opinion and to the best of our information and according to the explanations given to us, the aforesaid IND AS financial statements give the information required by the Companies Act, 2013 ("the Act") in the manner so required and give a true and fair view in conformity with the Indian Accounting Standards prescribed under section 133 of the Act read with the Companies (Indian Accounting Standards) Rules, 2015, as amended, ("IND AS") and other accounting principles generally accepted in India, of the state of affairs of the Company as at March 31, 2023, the loss and total comprehensive income, changes in equity and its cash flows for the year ended on that date.

Basis for Opinion

We conducted our audit in accordance with the Standards on Auditing (SAs) specified under Section 143(10) of the Act. Our responsibilities under those Standards are further described in the Auditor's Responsibilities for the Audit of the Financial Statements section of our report. We are independent of the Company in accordance with the Code of Ethics issued by the Institute of Chartered Accountants of India (ICAI) together with the ethical requirements that are relevant to our audit of the IND AS financial statements under the provisions of the Companies Act, 2013 and the Rules issued there under and we have fulfilled our other ethical responsibilities in accordance with these requirements and the ICAI's Code of Ethics.


We believe that the audit evidence we have obtained is sufficient and appropriate to provide a basis for our audit opinion on the financial statements.

Information other than the Financial Statements and Auditor's Report thereon

The Company's Board of Directors/ management is responsible for the other information. The other information comprises the information included in the Annual Report, but does not include the financial statements and our auditor's report thereon.

Our opinion on the financial statements does not cover the other information and we will not express any form of assurance conclusion thereon.

In connection with our audit of the financial statements, our responsibility is to read the other information identified above when it becomes available and, in doing so, consider





whether the other information is materially inconsistent with the financial statements or our knowledge obtained in the audit or otherwise appears to be materially misstated.

If, based on the work we have performed, we conclude that there is a material misstatement of this other information, we are required to report that fact. We have nothing to report in this regard.

Management's Responsibility for the IND AS financial Statements

The Company's Board of Directors is responsible for the matters stated in Section 134(5) of the Companies Act, 2013 ("the Act") with respect to the preparation of these IND AS financial statements that give a true and fair view of the state of affairs (financial position), profit or loss (financial performance including other comprehensive income), cash flows and changes in equity of the Company in accordance with the accounting principles generally accepted in India, including the Indian Accounting Standards (IND AS) prescribed under Section 133 of the Act read with the Companies (Indian Accounting Standards) Rules, 2015 as amended. This responsibility also includes maintenance of adequate accounting records in accordance with the provisions of the Act for safeguarding the assets of the Company and for preventing and detecting frauds and other irregularities; selection and application of appropriate accounting policies; making judgments and estimates that are reasonable and prudent; and design, implementation and maintenance of adequate internal financial controls, that were operating effectively for ensuring the accuracy and completeness of the accounting records, relevant to the preparation and presentation of the IND AS financial statements, that give a true and fair view and are free from material misstatement, whether due to fraud or error.

In preparing the IND AS financial statements, management is responsible for assessing the Company's ability to continue as a going concern, disclosing, as applicable, matters related to going concern and using the going concern basis of accounting unless management either intends to liquidate the Company or to cease operations, or has no realistic alternative but to do so.


The Board of Directors/Management are responsible for overseeing the Company's financial reporting process.

Auditor's Responsibilities for the Audit of the IND AS financial Statements

Our objectives are to obtain reasonable assurance about whether the IND AS financial statements as a whole are free from material misstatement, whether due to fraud or error, and to issue an auditor's report that includes our opinion. Reasonable assurance is a high level of assurance, but is not a guarantee that an audit conducted in accordance with SAs will always detect a material misstatement when it exists. Misstatements can arise from fraud or error and are considered material if, individually or in the aggregate, they could reasonably be expected to influence the economic decisions of users taken on the basis of these IND AS financial statements.

As part of an audit in accordance with SAs, we exercise professional judgment and maintain professional scepticism throughout the audit. We also:

1. Identify and assess the risks of material misstatement of the IND AS financial statements, whether due to fraud or error, design and perform audit procedures





responsive to those risks, and obtain audit evidence that is sufficient and appropriate to provide a basis for our opinion. The risk of not detecting a material misstatement resulting from fraud is higher than for one resulting from error, as fraud may involve collusion, forgery, intentional omissions, misrepresentations, or the override of internal control.

2. Obtain an understanding of internal controls relevant to the audit in order to design audit procedures that are appropriate in the circumstances. Under section 143(3)(i) of the Act, we are also responsible for expressing our opinion on whether the Company has adequate internal financial controls system in place and the operating effectiveness of such controls.
3. Evaluate the appropriateness of accounting policies used and the reasonableness of accounting estimates and related disclosures made by management.
4. Conclude on the appropriateness of management's use of the going concern basis of accounting and, based on the audit evidence obtained, whether a material uncertainty exists related to events or conditions that may cast significant doubt on the Company's ability to continue as a going concern. If we conclude that a material uncertainty exists, we are required to draw attention in our auditor's report to the related disclosures in the IND AS financial statements or, if such disclosures are inadequate, to modify our opinion. Our conclusions are based on the audit evidence obtained up to the date of our auditor's report. However, future events or conditions may cause the Company to cease to continue as a going concern.
5. Evaluate the overall presentation, structure and content of the IND AS financial statements, including the disclosures, and whether the IND AS financial statements represent the underlying transactions and events in a manner that achieves fair presentation.

Materiality is the magnitude of misstatements in the interim condensed standalone financial statements that, individually or in aggregate, makes it probable that the economic decisions of a reasonably knowledgeable user of the financial statements may be influenced. We consider quantitative materiality and qualitative factors in (i) planning the scope of our audit work and in evaluating the results of our work; and (ii) to evaluate the effect of any identified misstatements in the financial statements.

We communicate with those charged with governance regarding, among other matters, the planned scope and timing of the audit and significant audit findings, including any significant deficiencies in internal control that we identify during our audit.

We also provide those charged with governance with a statement that we have complied with relevant ethical requirements regarding independence, and to communicate with them all relationships and other matters that may reasonably be thought to bear on our independence, and where applicable, related safeguards.





Report on Other Legal and Regulatory Requirements

1. As required by Section 143 (3) of the Act, based on our audit we report that:
 - i. We have sought and obtained all the information and explanations which to the best of our knowledge and belief were necessary for the purpose of our audit.
 - ii. In our opinion proper books of account as required by law have been kept by the Company so far as appears from our examination of those books.
 - iii. The Balance Sheet, the Statement of Profit and Loss (including the Other Comprehensive income), the Cash Flow Statement and the Statement of Changes in Equity dealt with by this Report are in agreement with the books of account.
 - iv. In our opinion, the aforesaid IND AS Financial Statements comply with the Indian Accounting Standards specified under section 133 of the Act.
 - v. On the basis of the written representations received from the directors as on 31st March, 2023, taken on record by the Board of Directors, none of the directors is disqualified as on 31st March, 2023 from being appointed as a director in terms of Section 164(2) of the Act.
 - vi. With respect to the adequacy of the internal financial controls over financial reporting of the Company and the operating effectiveness of such controls, refer to our separate Report in "Annexure II". Our report expresses an unmodified opinion on the adequacy and operating effectiveness of the Company's internal financial controls over financial reporting.
 - vii. With respect to the other matters to be included in the Auditor's Report in accordance with the requirements of section 197(16) of the Act, as amended, according to the explanations given to us, no managerial remuneration has been paid by the Company to its directors during the year, therefore the provisions of the section are not applicable.
 - viii. With respect to the other matters to be included in the Auditor's Report in accordance with Rule 11 of the Companies (Audit and Auditors) Rules, 2014, in our opinion and to the best of our information and according to the explanations given to us:
 - i. The Company does not have any pending litigations which could impact its financial positions.
 - ii. The Company did not have any long-term contracts including derivative contracts for which there were any material foreseeable losses.
 - iii. There were no amounts which were required to be transferred to the Investor Education and Protection Fund by the Company.
 - iv. (a) The Management has represented that, to the best of its knowledge and belief, no funds (which are material either individually or in the aggregate)





APAS & CO LLP
CHARTERED ACCOUNTANTS

606, 6TH FLOOR, PP CITY CENTRE
ROAD NO. 44, PITAMPURA
DELHI - 110034
TEL.: 011-49058720
E-MAIL: apas.delhi@gmail.com

have been advanced or loaned or invested (either from borrowed funds or share premium or any other sources or kind of funds) by the Company to or in any other person or entity, including foreign entity ("Intermediaries"), with the understanding, whether recorded in writing or otherwise, that the Intermediary shall, whether, directly or indirectly lend or invest in other persons or entities identified in any manner whatsoever by or on behalf of the Company ("Ultimate Beneficiaries") or provide any guarantee, security or the like on behalf of the Ultimate Beneficiaries.

(b) The Management has represented, that, to the best of its knowledge and belief, no funds (which are material either individually or in the aggregate) have been received by the Company from any person or entity, including foreign entity ("Funding Parties"), with the understanding, whether recorded in writing or otherwise, that the Company shall, whether, directly or indirectly, lend or invest in other persons or entities identified in any manner whatsoever by or on behalf of the Funding Party ("Ultimate Beneficiaries") or provide any guarantee, security or the like on behalf of the Ultimate Beneficiaries;

(c) Based on the audit procedures that have been considered reasonable and appropriate in the circumstances, nothing has come to our notice that has caused us to believe that the representations under sub-clause (i) and (ii) of Rule 11(e), as provided under (a) and (b) above, contain any material misstatement.

v. The company has neither declared dividend nor paid any dividend during the year.

2. As required by the Companies (Auditor's Report) Order, 2020 ("the Order"), issued by the Central Government of India in terms of Section 143(11) of the Act, and on the basis of such checks of the books and records of the Company as we considered appropriate and according to the information and explanations given to us, we give in "Annexure I" a statement on the matters specified in paragraphs 3 and 4 of the said Order, to the extent applicable.

For APAS & CO LLP
CHARTERED ACCOUNTANTS
Firm Regn No. 000340C/C400308



PLACE : DELHI

DATED : May 26, 2023

UDIN : 23535395 BGTWXW7168

Rajeev Ranjan
(RAJEEV RANJAN)
PARTNER
M No. 535395



ANNEXURE- I TO THE INDEPENDENT AUDITOR'S REPORT

(Referred to in paragraph 2 under 'Report on Other Legal and Regulatory Requirements' section of our report of even date)

Based on the audit procedures performed for the purpose of reporting a true and fair view on the financial statements of the Company and taking into consideration the information and explanations given to us and the books of account and other records examined by us in the normal course of audit, and to the best of our knowledge and belief, we report that:

- i. In respect of the Company's Property, Plant and Equipment and Intangible Assets:
 - a) (A) The company has maintained proper records showing full particulars, including quantitative details and situation of Property, Plant and Equipment.

(B) The company has maintained proper records showing full particulars of intangible assets.
 - b) The Property, Plant and Equipment have been physically verified by the management in a phased manner, designed to cover all the items over a period of three years, which in our opinion, is reasonable having regard to the size of the company and nature of its business. Pursuant to the program, a portion of the fixed assets has been physically verified by the management during the year and no material discrepancies were noticed on such verification.
 - c) According to the information and explanations given by the management, the title deeds of immovable properties included in property, plant and equipment are held in the name of the Company.
 - d) The Company has not revalued any of its Property, Plant and Equipment and intangible assets during the year.
 - e) Based on audit procedures performed and the representation obtained from the management, no proceedings have been initiated during the year or are pending against the Company as at March 31, 2023 for holding any benami property under the Benami Transactions (Prohibition) Act, 1988 (as amended in 2016) and rules made thereunder.
- ii.
 - a) The management has conducted physical verification of inventory at reasonable intervals during the year and no material discrepancies were noticed on physical verification.
 - b) The Company has not been sanctioned working capital limits by banks or financial institutions on the basis of security of current assets at any point of time during the year. Accordingly, reporting under clause 3(ii)(b) of the Order is not applicable to the Company.





- iii. The Company, during the year, has not made investment, provided any guarantee or security or granted any loans or advances in the nature of loans, secured or unsecured, to companies, firms, limited liability partnerships or any other parties. Therefore, the provisions of clause 3(iii)(a) to 3(iii)(f) of the Order are not applicable.
- iv. In our opinion, and according to the information and explanations given to us, The Company has not entered into any transaction covered under sections 185 and 186 of the Act. Accordingly, reporting under clause 3(iv) of the Order is not applicable to the Company.
- v. According to the information and explanations given to us, the Company has not accepted any deposit or amounts which are deemed to be deposits. Hence, reporting under clause 3(v) of the Order is not applicable.
- vi. To the best of our knowledge and as explained, the central government has not prescribed the maintenance of cost records under sub-section (1) of section 148 of the Companies Act 2013.
- vii. a) As per information and explanations given to us, the company is generally regular in depositing undisputed statutory dues including provident fund, employees' state insurance, income-tax, sales-tax, service tax, duty of customs, duty of excise, value added tax, goods and service tax, cess and other statutory dues with the appropriate authorities. As informed to us there are no outstanding statutory dues in arrears as at the last day of the financial year concerned for a period of more than six months from the date they became payable.
- b) According to the information and explanations given to us, there are no statutory dues referred to in sub-clause (a) as on the balance sheet date which have not been deposited on account of any dispute.
- viii. Based on our audit procedures and on the basis of information and explanations given to us by the management, there were no transactions relating to previously unrecorded income that have been surrendered or disclosed as income during the year in the tax assessments under the Income Tax Act, 1961 (43 of 1961).
- ix. a) According to the information and explanations given to us, the Company does not have any loans or other borrowings from any lender. Accordingly, reporting under clause 3(ix) of the Order is not applicable to the Company.
- b) According to the information and explanations given to us and on the basis of our audit procedures, we report that the company has not been declared wilful defaulter by any bank or financial institution or government or any government authority.
- c) In our opinion and according to the information and explanations given to us, the Company has not raised any money by way of term loans during the year and there has been no utilisation during the current year of the term loans obtained by the Company during any previous years. Accordingly, reporting under clause 3(ix)(c) of the Order is not applicable to the Company.





APAS & CO LLP

CHARTERED ACCOUNTANTS

606, 6TH FLOOR, PP CITY CENTRE
ROAD NO. 44, PITAMPURA
DELHI - 110034
TEL.: 011-49058720
E-MAIL: apas.delhi@gmail.com

- d) According to the information and explanations given to us, and the procedures performed by us, and on an overall examination of the financial statements of the company, we report that no funds raised on short-term basis have, prima facie, been used for long-term purposes by the company.
- e) The Company does not have any subsidiaries, joint ventures or associate companies and therefore the clause 3(ix)(e) and 3(ix)(f) is not applicable.
- x. a) Based upon the audit procedures performed and the information and explanations given by the management, the company has not raised moneys by way of initial public offer or further public offer including debt instruments and term Loans during the year. Accordingly, the provisions of clause 3(x) of the Order are not applicable to the Company and hence not commented upon.
- b) The company has not made preferential allotment/private placement of shares or fully or partly or optionally convertible debentures during the year covered under the provisions of Section 42 and 62 of Companies Act 2013 during the year under review.
- xi. a) Based upon the audit procedures performed and the information and explanations given by the management, we report that no fraud by the company and no material fraud on the Company has been noticed or reported during the year.
- b) We report that no report under sub-section (12) of section 143 of the Companies Act has been filed by the auditors in Form ADT-4 as prescribed under rule 13 of Companies (Audit and Auditors) Rules, 2014 with the Central Government.
- c) As represented to us by the management, there are no whistle blower complaints received by the company during the year.
- xii. The Company is not a Nidhi company and therefore clause 3(xii) of the Order related to such companies is not applicable to the Company.
- xiii. All transactions entered during the year with the related party are in compliance with the provisions of sections 188 where applicable and the details with respect to all related party transactions have been disclosed in the Financial Statements as required by applicable accounting standards. Section 177 of the Companies Act, 2013 is not applicable on the Company.
- xiv. According to the information and explanations given to us, the Company is not required to have an internal audit system under section 138 of the Act and consequently, does not have an internal audit system. Accordingly, reporting under clause 3(xiv) of the Order is not applicable to the Company.
- xv. Based upon the audit procedures performed and the information and explanations given by the management, the company has not entered into any non-cash transactions with directors or persons connected with him. Accordingly, the provisions of clause 3 (xv) of the Order are not applicable to the Company and hence not commented upon.





APAS & CO LLP
CHARTERED ACCOUNTANTS

606, 6TH FLOOR, PP CITY CENTRE
ROAD NO. 44, PITAMPURA
DELHI - 110034
TEL.: 011-49058720
E-MAIL: apas.delhi@gmail.com

- xvi. The Company is not required to be registered under section 45-IA of the Reserve Bank of India Act, 1934. Accordingly, reporting under clause 3(xvi) of the Order is not applicable to the Company.
- xvii. The company has not incurred cash losses in the financial year and in the immediately preceding financial year.
- xviii. There has been no resignation of the statutory auditors during the year and accordingly clause 3(xviii) of the Order is not applicable.
- xix. On the basis of the financial ratios, ageing and expected dates of realisation of financial assets and payment of financial liabilities, other information accompanying the financial statements, our knowledge of the Board of Directors and management plans, we are of the opinion that no material uncertainty exists as on the date of the audit report that company is capable of meeting its liabilities existing at the date of balance sheet as and when they fall due within a period of one year from the balance sheet date.
- xx. The Company is not required to spend any amount on corporate social responsibility under section 135 of the Companies Act. Therefore, the provisions of clause 3(xx) of the Order are not applicable.
- xxi. The reporting under clause 3(xxi) is not applicable in respect of audit of standalone financial statements of the Company. Accordingly, no comment has been included in respect of said clause under this report.

For APAS & CO LLP
CHARTERED ACCOUNTANTS
Firm Regn No. 000340C/C400308



PLACE : DELHI

DATED : May 26, 2023

UDIN : 23535395 B6TXXW7168

Rajeev Ranjan

(RAJEEV RANJAN)

PARTNER

M No. 535395



ANNEXURE- II TO THE INDEPENDENT AUDITOR'S REPORT

(Referred to in paragraph 1(f) under 'Report on Other Legal and Regulatory Requirements' section of our report of even date)

We have audited the internal financial controls over financial reporting of **BANDHAV RESORTS PRIVATE LIMITED** ("the Company") as of 31st March 2023 in conjunction with our audit of the Standalone Ind AS financial statements of the Company for the year ended on that date.

Management's Responsibility for Internal Financial Controls

The Company's management is responsible for establishing and maintaining internal financial controls based on the internal control over financial reporting criteria established by the Company considering the essential components of internal control stated in the Guidance Note on Audit of Internal Financial Controls Over Financial Reporting issued by the Institute of Chartered Accountants of India. These responsibilities include the design, implementation and maintenance of adequate internal financial controls that were operating effectively for ensuring the orderly and efficient conduct of its business, including adherence to company's policies, the safeguarding of its assets, the prevention and detection of frauds and errors, the accuracy and completeness of the accounting records, and the timely preparation of reliable financial information, as required under the Companies Act, 2013.

Auditors' Responsibility

Our responsibility is to express an opinion on the Company's internal financial controls over financial reporting with reference to these Standalone Ind AS financial statements based on our audit. We conducted our audit in accordance with the Guidance Note on Audit of Internal Financial Controls Over Financial Reporting (the "Guidance Note") and the Standards on Auditing as specified under section 143(10) of the Companies Act, 2013, to the extent applicable to an audit of internal financial controls, both issued by the Institute of Chartered Accountants of India. Those Standards and the Guidance Note require that we comply with ethical requirements and plan and perform the audit to obtain reasonable assurance about whether adequate internal financial controls over financial reporting with reference to these Standalone Ind AS financial statements was established and maintained and if such controls operated effectively in all material respects.

Our audit involves performing procedures to obtain audit evidence about the adequacy of the internal financial controls system over financial reporting with reference to these financial statements and their operating effectiveness. Our audit of internal financial controls over financial reporting included obtaining an understanding of internal financial controls over financial reporting with reference to these Standalone Ind AS financial statements, assessing the risk that a material weakness exists, and testing and





evaluating the design and operating effectiveness of internal control based on the assessed risk. The procedures selected depend on the auditor's judgment, including the assessment of the risks of material misstatement of the financial statements, whether due to fraud or error.

We believe that the audit evidence we have obtained is sufficient and appropriate to provide a basis for our audit opinion on the Company's internal financial controls system over financial reporting with reference to these Standalone Ind AS financial statements.

Meaning of Internal Financial Controls Over Financial Reporting with reference to these financial statements

A company's internal financial control over financial reporting is a process designed to provide reasonable assurance regarding the reliability of financial reporting and the preparation of financial statements for external purposes in accordance with generally accepted accounting principles. A company's internal financial control over financial reporting includes those policies and procedures that:

- 1) pertain to the maintenance of records that, in reasonable detail, accurately and fairly reflect the transactions and dispositions of the assets of the company;
- 2) provide reasonable assurance that transactions are recorded as necessary to permit preparation of financial statements in accordance with generally accepted accounting principles, and that receipts and expenditures of the company are being made only in accordance with authorizations of management and directors of the company; and
- 3) provide reasonable assurance regarding prevention or timely detection of unauthorized acquisition, use, or disposition of the company's assets that could have a material effect on the financial statements.

Inherent Limitations of Internal Financial Controls Over Financial Reporting

Because of the inherent limitations of internal financial controls over financial reporting, including the possibility of collusion or improper management override of controls, material misstatements due to error or fraud may occur and not be detected. Also, projections of any evaluation of the internal financial controls over financial reporting to future periods are subject to the risk that the internal financial control over financial reporting may become inadequate because of changes in conditions, or that the degree of compliance with the policies or procedures may deteriorate.





APAS & CO LLP
CHARTERED ACCOUNTANTS

606, 6TH FLOOR, PP CITY CENTRE
ROAD NO. 44, PITAMPURA
DELHI - 110034
TEL.: 011-49058720
E-MAIL: apas.delhi@gmail.com

Opinion

In our opinion, the company has, in all material respects, an adequate internal financial controls system over financial reporting with reference to these Standalone Ind AS financial statements and such internal financial controls over financial reporting were operating effectively as at 31st March 2023, based on the internal control over financial reporting criteria established by the company considering the essential components of internal control stated in the Guidance Note on "Audit of Internal Financial Controls Over Financial Reporting" issued by the Institute of Chartered Accountants of India.

For APAS & CO LLP
CHARTERED ACCOUNTANTS
Firm Regn No. 000340C/C400308

PLACE : DELHI
DATED : MAY 26, 2023
UDIN : 23535395 B6Twxw
7168



Rajeev Ranjan
(RAJEEV RANJAN)
PARTNER
M No. 535395

Bandhav Resorts Private Limited
CIN: U55100DL2008PTC327179
Balance Sheet as at Mar 31, 2023

	Note	As at Mar 31, 2023 Rs in lakhs	As at March 31, 2022 Rs in lakhs
ASSETS			
Non-current assets			
(a) Property, plant and equipment	3	1,359.91	1,410.43
(b) Intangible assets	4	1.71	1.71
(c) Deferred tax assets (net)	5	-	-
		<u>1,361.62</u>	<u>1,412.14</u>
Current assets			
(a) Inventories	6	12.05	11.60
(b) Financial assets	7		
(i) Trade receivables		2.30	1.43
(ii) Cash and Cash equivalents		69.47	57.24
(iii) Other financial assets		0.25	1.60
(c) Other current assets	8	24.11	16.52
		<u>108.18</u>	<u>88.39</u>
Total Assets		<u><u>1,469.80</u></u>	<u><u>1,500.53</u></u>
EQUITY AND LIABILITIES			
Equity			
(a) Equity Share capital	9	131.11	131.11
(b) Other Equity	10	1,276.18	1,285.55
Total Equity		<u>1,407.29</u>	<u>1,416.66</u>
Liabilities			
Non-current liabilities			
(a) Long term provisions	11	1.87	-
		<u>1.87</u>	<u>-</u>
Current liabilities			
(a) Financial liabilities	12		
(i) Borrowings		-	21.34
(ii) Trade payables			
- total outstanding dues of micro enterprises and small enterprises		1.12	2.30
- total outstanding dues of creditors other than micro enterprises and small enterprises		25.68	40.90
(iii) Other current financial liabilities		16.26	7.76
(b) Other current liabilities	13	15.66	11.57
(c) Provisions	11	1.92	-
		<u>60.64</u>	<u>83.87</u>
Total Liabilities		<u>62.51</u>	<u>83.87</u>
Total Equity and Liabilities		<u><u>1,469.80</u></u>	<u><u>1,500.53</u></u>

Summary of significant accounting policies 2.1


The accompanying notes are an integral part of the financial statements.

As per our report of even date

For APAS & CO LLP
 Firm Regn No. 000340C/C400308
 Chartered Accountants

Rajeev Ranjan

Rajeev Ranjan
 Partner
 Membership No. 535395



For and on behalf of the Board of Directors of
 Bandhav Resorts Private Limited

Sumanth Jaidka *Rajeev Jaaveja*
 Sumanth Jaidka Rajeev Jaaveja
 Director Director
 DIN: 05201572 DIN: 07334001

Place : New Delhi
 Date : May 26, 2023

Bandhav Resorts Private Limited
CIN: U55100DL2008PTC327179
Statement of Profit and Loss for the year ended March 31, 2023

	Note	Mar 31, 2023 Rs in lakhs	March 31, 2022 Rs in lakhs
Revenue from operations	14	242.61	192.29
Other income		0.03	0.97
Total Income		242.64	193.26
Expenses			
Cost of food and beverages consumed	15	33.92	30.64
Employee benefits expense	16	64.36	41.11
Other expenses	17	94.17	71.58
Total expenses		192.45	143.34
Earnings before interest, tax, depreciation and amortisation		50.19	49.93
Finance costs	18	0.89	1.23
Depreciation and amortization expense	19	57.96	58.16
Loss before tax		(8.66)	(9.46)
Tax expense:			
(1) Current tax		-	-
(2) Deferred tax		-	-
Loss for the year		(8.66)	(9.46)
Other comprehensive loss			
Items that will not be reclassified to profit or loss			
Remeasurements of defined benefit plans		(0.71)	-
Total Comprehensive loss for the year		(9.37)	(9.46)
Earnings per equity share:			
(1) Basic	20	(6.60)	(7.21)
(2) Diluted	20	(6.60)	(7.21)

Summary of significant accounting policies 2.1

The accompanying notes are an integral part of the financial statements.

As per our report of even date

For APAS & CO LLP
Firm Regn No. 000340C/C400308
Chartered Accountants

Rajeev Ranjan
Rajeev Ranjan
Partner
Membership No. 535395



**For and on behalf of the Board of Directors of
Bandhav Resorts Private Limited**

Sumant Jaidka
Sumant Jaidka
Director
DIN: 05201572

Rajeev Janyuja
Rajeev Janyuja
Director
DIN: 07334001

Place : New Delhi
Date : May 26, 2023

Bandhav Resorts Private Limited
CIN: U55100DL2008PTC327179
Statement of Changes in Equity

A. Equity Share Capital

Equity shares of INR 100 each issued, subscribed and fully paid

At April 1, 2021

Issue of share capital

At March 31, 2022

Issue of share capital

At March 31, 2023

No. of shares	Amount (Rs in lakhs)
131,110	131.11
-	-
131,110	131.11
-	-
131,110	131.11

B. Other Equity

For the year ended March 31, 2023

Rs in lakhs

	Reserves and Surplus			Other equity
	Capital reserve	Securities Premium Reserve	Retained Earnings	
Balance at April 1, 2021	1.83	1,659.92	(366.74)	1,295.01
Total comprehensive loss for the year	-	-	(9.46)	(9.46)
Balance at March 31, 2022	1.83	1,659.92	(376.20)	1,285.55
Total comprehensive loss for the year	-	-	(9.37)	(9.37)
Balance at March 31, 2023	1.83	1,659.92	(385.57)	1,276.18

Summary of significant accounting policies

2.1

The accompanying notes are an integral part of the financial statements.

As per our report of even date

For APAS & CO LLP


Firm Regn No. 000340C/C400308

Chartered Accountants

Rajeev Ranjan

Rajeev Ranjan
Partner

Membership No. 535395



For and on behalf of the Board of Directors of

Bandhav Resorts Private Limited

Sumant Jaidka

Sumant Jaidka
Director
DIN: 06201572

Rajeev Janveja

Rajeev Janveja
Director
DIN: 07334001

Place : New Delhi

Date : May 26, 2023

Bandhav Resorts Private Limited

CIN: U55100DL2008PTC327179

Cash flow statement for the year ended March 31,2023

	For the year ended Mar 31, 2023 (Rs in lakhs)	For the year ended March 31, 2022 (Rs in lakhs)
A. Cash flow from operating activities		
Loss before tax	(8.66)	(9.46)
Non-cash adjustments to reconcile profit/(loss) before tax to net cash flows:		
Depreciation and amortisation expenses	57.96	58.16
Provision for gratuity	1.87	-
Provision for leave encashment	1.21	-
Finance costs	0.89	1.23
Operating profit before working capital changes:	53.27	49.93
Movements in working capital:		
Change in trade receivables	(0.87)	(0.14)
Change in loans and advances and other current assets	(6.24)	(1.24)
Change in inventories	(0.45)	(4.86)
Change in liabilities and provisions	(3.81)	(25.00)
Cash Generated from Operations	41.90	18.69
Direct taxes paid (net of refunds)	-	-
Net cash flow from operating activities (A)	41.90	18.69
B. Cash used in investing activities		
Purchase of Property, plant and equipment & Capital work in progress	(7.44)	(2.50)
Net Cash (used in investing activities (B))	(7.44)	(2.50)
C. Cash flows from financing activities		
Proceeds/(repayment) from short term borrowings	(21.34)	4.00
Interest paid	(0.89)	(1.23)
Net Cash (used in)/ flow from financing activities (C)	(22.23)	2.77
Net increase in cash and cash equivalents (A + B + C)	12.23	18.96
Cash and cash equivalents at the beginning of the year	57.24	38.28
Cash and cash equivalents at the end of the year	69.47	57.24
Components of cash and cash equivalents		
Cash on Hand	0.72	1.91
Balances with Scheduled Banks in - Current accounts	68.75	55.33
Total cash and cash equivalents	69.47	57.24

Summary of significant accounting policies

2.1

As per our report of even date

For APAS & CO LLP

Firm Regn No. 000340C/C400308

Chartered Accountants



Rajeev Ranjan

Partner

Membership No. 535395

For and on behalf of the Board of Directors of
Bandhav Resorts Private Limited


Sumant Jaidka
Director
DIN: 05201572



Rajeev Janveja
Director
DIN: 07334001

Place : New Delhi

Date : May 26, 2023

Bandhav Resorts Private Limited
Notes to financial statements for the year ended March 31, 2023

1. Corporate Information

Bandhav Resorts Private Limited (the Company) is a private company domiciled in India and is incorporated under the provisions of the Companies Act applicable in India. The registered office of the company is located at Asset No. 6, Aerocity, Hospitality District, New Delhi-110037.

The principal activities of the Company is to carry out business of developing, owning, acquiring, renovating and promoting hotels, motels, resorts, restaurants, etc. under the brand name of Lemon Tree Resorts.

The financial statements were authorised for issue in accordance with a resolution of the directors on May 26, 2023

2 Basis of preparation

2.1 Significant accounting policies

The financial statements of the Company have been prepared in accordance with Indian Accounting Standards (Ind AS) notified under the Companies (Indian Accounting Standards) Rules, 2015 and the Companies (Indian Accounting Standards) (Amendment) Rules, 2016.

The financial statements have been prepared on a going concern basis using historical cost convention and on an accrual method of accounting, except for certain financial assets and liabilities which are measured at fair value/ amortised cost (refer note 26 below)

The financial statements are presented in Indian Rupees (INR) and all values are rounded to the nearest lakhs, except where otherwise indicated.

2.2 Summary of significant accounting policies

(a) Current versus non-current classification


The Company presents assets and liabilities in the balance sheet based on current/ non-current classification. An asset is treated as current when it is:

- Expected to be realised or intended to be sold or consumed in normal operating cycle
- Held primarily for the purpose of trading
- Expected to be realised within twelve months after the reporting period, or
- Cash or cash equivalent unless restricted from being exchanged or used to settle a liability for at least twelve months after the reporting period

All other assets are classified as non-current.

A liability is current when:

- It is expected to be settled in normal operating cycle
- It is held primarily for the purpose of trading
- It is due to be settled within twelve months after the reporting period, or
- There is no unconditional right to defer the settlement of the liability for at least twelve months after the reporting period



Bandhav Resorts Private Limited
Notes to financial statements for the year ended March 31, 2023

The Company classifies all other liabilities as non-current.

Deferred tax assets and liabilities are classified as non-current assets and liabilities.

The operating cycle is the time between the acquisition of assets for processing and their realisation in cash and cash equivalents. The Company has identified twelve months as its operating cycle.

(b) Foreign currencies

Transactions and balances

Transactions in foreign currencies are initially recorded by the Company's entities at their respective functional currency spot rates at the date the transaction first qualifies for recognition. However, for practical reasons, the Company uses an average rate if the average approximates the actual rate at the date of the transaction.

Monetary assets and liabilities denominated in foreign currencies are translated at the functional currency spot rates of exchange at the reporting date.

Exchange differences arising on settlement or translation of monetary items are recognised in profit or loss

Non-monetary items that are measured in terms of historical cost in a foreign currency are translated using the exchange rates at the dates of the initial transactions. Non-monetary items measured at fair value in a foreign currency are translated using the exchange rates at the date when the fair value is determined. The gain or loss arising on translation of non-monetary items measured at fair value is treated in line with the recognition of the gain or loss on the change in fair value of the item (i.e., translation differences on items whose fair value gain or loss is recognised in OCI or profit or loss are also recognised in OCI or profit or loss, respectively).

(c) Fair value measurement


The Company measures financial instruments, such as, derivatives at fair value at each balance sheet date.

Fair value is the price that would be received to sell an asset or paid to transfer a liability in an orderly transaction between market participants at the measurement date. The fair value measurement is based on the presumption that the transaction to sell the asset or transfer the liability takes place either:

- In the principal market for the asset or liability, or
- In the absence of a principal market, in the most advantageous market for the asset or liability

The principal or the most advantageous market must be accessible by the Company.

The fair value of an asset or a liability is measured using the assumptions that market participants would use when pricing the asset or liability, assuming that market participants act in their economic best interest.



Bandhav Resorts Private Limited
Notes to financial statements for the year ended March 31, 2023

A fair value measurement of a non-financial asset takes into account a market participant's ability to generate economic benefits by using the asset in its highest and best use or by selling it to another market participant that would use the asset in its highest and best use.

The Company uses valuation techniques that are appropriate in the circumstances and for which sufficient data are available to measure fair value, maximising the use of relevant observable inputs and minimising the use of unobservable inputs.

All assets and liabilities for which fair value is measured or disclosed in the financial statements are categorised within the fair value hierarchy, described as follows, based on the lowest level input that is significant to the fair value measurement as a whole:

- Level 1 — Quoted (unadjusted) market prices in active markets for identical assets or liabilities
- Level 2 — Valuation techniques for which the lowest level input that is significant to the fair value measurement is directly or indirectly observable
- Level 3 — Valuation techniques for which the lowest level input that is significant to the fair value measurement is unobservable.

For assets and liabilities that are recognised in the financial statements on a recurring basis, the Company determines whether transfers have occurred between levels in the hierarchy by re-assessing categorisation (based on the lowest level input that is significant to the fair value measurement as a whole) at the end of each reporting period.

For the purpose of fair value disclosures, the Company has determined classes of assets and liabilities on the basis of the nature, characteristics and risks of the asset or liability and the level of the fair value hierarchy as explained above.

This note summarises accounting policy for fair value. Other fair value related disclosures are given in the relevant notes.

- Disclosures for valuation methods, significant estimates and assumptions (note 21)
- Contingent consideration (note 24)
- Quantitative disclosures of fair value measurement hierarchy (note 26)
- Financial instruments (including those carried at amortised cost) (note 26)

(d) Revenue recognition

Revenue is recognized to the extent that it is probable that the economic benefits will flow to the Company and the revenue can be reliably measured, regardless of when the payment is being made. Revenue is measured at the fair value of the consideration received or receivable, taking into account contractually defined terms of payment and excluding taxes or duty. The Company assesses its revenue arrangements against specific criteria to determine if it is acting as principal or agent. The Company has concluded that it is acting as a principal in all of its revenue arrangements. The specific recognition criteria described below must also be met before revenue is recognized.

Sales tax/ value added tax (VAT) is not received by the Company on its own account. Rather, it is tax collected on value added to the commodity by the seller on behalf of the government. Accordingly, it is excluded from revenue.



Bandhav Resorts Private Limited
Notes to financial statements for the year ended March 31, 2023

Rooms, Restaurant, Banquets and Other Services

Income from guest accommodation is recognized on a day to day basis after the guest checks into the Hotels and are stated net of allowances. Incomes from other services are recognized as and when services are rendered. Sales are stated exclusive of Service Tax, Value Added Taxes (VAT) and Luxury Tax. Shortfall of revenue over the billed as at the year-end is carried in financial statement as unbilled revenue separately.

Sale of goods

Revenue from the sale of goods is recognised when the significant risks and rewards of ownership of the goods have passed to the buyer, sale of food and beverage are recognized at the points of serving these items to the guests. Sales are stated exclusive of Sales Tax / VAT.

Interest income

For all financial instruments measured at amortized cost and interest bearing financial assets classified as available for sale, interest income is recorded using the effective interest rate (EIR). EIR is the rate that exactly discounts the estimated future cash payments or receipts over the expected life of the financial instrument or a shorter period, where appropriate, to the net carrying amount of the financial asset or liability. Interest income is included in finance income in the income statement.

Dividends

Revenue is recognized when the Company's right to receive the payment is established, which is generally when shareholders approve the dividend.

(e) Taxes


Current income tax

Current income tax assets and liabilities are measured at the amount expected to be recovered from or paid to the taxation authorities. The tax rates and tax laws used to compute the amount are those that are enacted or substantively enacted, at the reporting date in the countries where the Company operates and generates taxable income.

Current income tax relating to items recognised outside profit or loss is recognised outside profit or loss (either in other comprehensive income or in equity). Current tax items are recognised in correlation to the underlying transaction either in OCI or directly in equity. Management periodically evaluates positions taken in the tax returns with respect to situations in which applicable tax regulations are subject to interpretation and establishes provisions where appropriate.

Deferred tax

Deferred tax is provided using the liability method on temporary differences between the tax bases of assets and liabilities and their carrying amounts for financial reporting purposes at the reporting date.



Bandhav Resorts Private Limited

Notes to financial statements for the year ended March 31, 2023

Deferred tax assets are recognised for all deductible temporary differences, the carry forward of unused tax credits and any unused tax losses. Deferred tax assets are recognised to the extent that it is probable that taxable profit will be available against which the deductible temporary differences, and the carry forward of unused tax credits and unused tax losses can be utilized.

The carrying amount of deferred tax assets is reviewed at each reporting date and reduced to the extent that it is no longer probable that sufficient taxable profit will be available to allow all or part of the deferred tax asset to be utilised. Unrecognised deferred tax assets are reassessed at each reporting date and are recognised to the extent that it has become probable that future taxable profits will allow the deferred tax asset to be recovered.

Deferred tax assets and liabilities are measured at the tax rates that are expected to apply in the year when the asset is realised or the liability is settled, based on tax rates (and tax laws) that have been enacted or substantively enacted at the reporting date.

Deferred tax relating to items recognised outside profit or loss is recognised outside profit or loss (either in other comprehensive income or in equity). Deferred tax items are recognised in correlation to the underlying transaction either in OCI or directly in equity.


Deferred tax assets and deferred tax liabilities are offset if a legally enforceable right exists to set off current tax assets against current tax liabilities and the deferred taxes relate to the same taxable entity and the same taxation authority.

(f) Property, plant and equipment

Capital work in progress, plant and equipment is stated at cost, net of accumulated depreciation and accumulated impairment losses, if any. Such cost includes the cost of replacing part of the plant and equipment and borrowing costs for long-term construction projects if the recognition criteria are met.

When significant parts of plant and equipment are required to be replaced at intervals, the Company depreciates them separately based on their specific useful lives. Likewise, when a major inspection is performed, its cost is recognised in the carrying amount of the plant and equipment as a replacement if the recognition criteria are satisfied. All other repair and maintenance costs are recognised in profit or loss as incurred.

The present value of the expected cost for the decommissioning of an asset after its use is included in the cost of the respective asset if the recognition criteria for a provision are met.



Bandhav Resorts Private Limited
Notes to financial statements for the year ended March 31, 2023

Depreciation on fixed assets is provided as per Schedule II of Companies Act, 2013 on Straight Line Method over its economic useful life of fixed assets as follows:

Fixed Assets	Useful life considered (SLM)
Building	60 Years
Plant & Machinery	15 Year
Electrical Equipment	10 Years
Office Equipments	5 Years
Furniture and Fixtures	8 Years
Vehicles	6 Years
Computers	3 Years

An item of property, plant and equipment and any significant part initially recognized is derecognized upon disposal or when no future economic benefits are expected from its use or disposal. Any gain or loss arising on derecognition of the asset (calculated as the difference between the net disposal proceeds and the carrying amount of the asset) is included in the income statement when the asset is derecognized.

The residual values, useful lives and methods of depreciation of property, plant and equipment are reviewed at each financial year end, and adjusted prospectively if appropriate.

(g) Intangible assets

Intangible assets acquired separately are measured on initial recognition at cost. Following initial recognition, intangible assets are carried at cost less any accumulated amortization and accumulated impairment losses. Internally generated intangibles, excluding capitalised development costs, are not capitalised and the related expenditure is reflected in profit or loss in the period in which the expenditure is incurred.

The useful lives of intangible assets are assessed as 3 years and the same shall be amortised on Straight line basis over its useful life.

Intangible assets with indefinite useful lives are not amortized, but are tested for impairment annually either individually or at the cash generating unit level. The assessment of indefinite life is reviewed annually to determine whether the indefinite life continues to be supportable. If not, the change in useful life from indefinite to finite is made on a prospective basis.

Gains or losses arising from derecognition of an intangible asset are measured as the difference between the net disposal proceeds and the carrying amount of the asset and are recognized in the income statement when the asset is derecognized.

(h) Borrowing costs

Borrowing costs directly attributable to the acquisition, construction or production of an asset that necessarily takes a substantial period of time to get ready for its intended use or sale are capitalised as part of the cost of the asset. All other borrowing costs are expensed in the period in which they occur. Borrowing costs consist of interest and other costs that an entity incurs in connection with the borrowing of funds. Borrowing cost also includes exchange differences to the extent regarded as an adjustment to the borrowing costs.



Bandhav Resorts Private Limited
Notes to financial statements for the year ended March 31, 2023

(i) Inventories

Stock of food & beverages, stores and operating supplies are valued at lower of cost and net realisable Value. Cost includes cost of purchase and other costs incurred in bringing the inventories to their present location and condition. Cost is determined on a first in first out basis. Net realisable value is the estimated selling price in the ordinary course of business less estimated cost of completion and estimated costs necessary to make sale.


(j) Impairment of non-financial assets

The Company assesses at each reporting date whether there is an indication that an asset may be impaired. If any indication exists, or when annual impairment testing for an asset is required, the Company estimates the asset's recoverable amount. An asset's recoverable amount is the higher of an asset's or cash-generating unit's (CGU) fair value less costs of disposal and its value in use. The recoverable amount is determined for an individual asset, unless the asset does not generate cash inflows that are largely independent of those from other assets or Company of assets. Where the carrying amount of an asset or CGU exceeds its recoverable amount, the asset is considered impaired and is written down to its recoverable amount. In assessing value in use, the estimated future cash flows are discounted to their present value using a pre-tax discount rate that reflects current market assessments of the time value of money and the risks specific to the asset.

The Company bases its impairment calculation on detailed budgets and forecast calculations, which are prepared separately for each of the Company's CGUs to which the individual assets are allocated. These budgets and forecast calculations generally cover a period of five years. For longer periods, a long-term growth rate is calculated and applied to project future cash flows after the fifth year. To estimate cash flow projections beyond periods covered by the most recent budgets/forecasts, the Company extrapolates cash flow projections in the budget using a steady or declining growth rate for subsequent years, unless an increasing rate can be justified. In any case, this growth rate does not exceed the long-term average growth rate for the products, industries, or country in which the entity operates, or for the market in which the asset is used.

Impairment losses of continuing operations, including impairment on inventories, are recognised in the statement of profit and loss.

For assets excluding goodwill, an assessment is made at each reporting date to determine whether there is an indication that previously recognised impairment losses no longer exist or have decreased. If such indication exists, the Company estimates the asset's CGU's or recoverable amount. A previously recognised impairment loss is reversed only if there has been a change in the assumptions used to determine the asset's recoverable amount since the last impairment loss was recognised. The reversal is limited so that the carrying amount of the asset does not exceed its recoverable amount, nor exceed the carrying amount that would have been determined, net of depreciation, had no impairment loss been recognised for the asset in prior years. Such reversal is recognised in the statement of profit or loss unless the asset is carried at a revalued amount, in which case, the reversal is treated as a revaluation increase.



(k) Provisions

General

Provisions are recognised when the Company has a present obligation (legal or constructive) as a result of a past event, it is probable that an outflow of resources embodying economic benefits will be required to settle the obligation and a reliable estimate can be made of the amount of the obligation. When the Company expects some or all of a provision to be reimbursed, for example, under an insurance contract, the reimbursement is recognised as a separate asset, but only when the reimbursement is virtually certain. The expense relating to a provision is presented in the statement of profit and loss net of any reimbursement.

If the effect of the time value of money is material, provisions are discounted using a current pre-tax rate that reflects, when appropriate, the risks specific to the liability. When discounting is used, the increase in the provision due to the passage of time is recognised as a finance cost.

(l) Retirement and other employee benefits

Retirement benefit in the form of provident fund is a defined contribution scheme. The company has no obligation, other than the contribution payable to the provident fund. The company recognizes contribution payable to the provident fund scheme as an expense, when an employee renders the related service. If the contribution payable to the scheme for service received before the balance sheet date exceeds the contribution already paid, the deficit payable to the scheme is recognized as a liability after deducting the contribution already paid. If the contribution already paid exceeds the contribution due for services received before the balance sheet date, then excess is recognized as an asset to the extent that the pre-payment will lead to, for example, a reduction in future payment or a cash refund.

Gratuity liability is defined benefit obligation and is provided for on the basis of an actuarial valuation on projected unit credit method made at the end of each financial year.

Short term compensated absences are provided for based on estimates. Long term compensated absences are provided for based on actuarial valuation. The actuarial valuation is done as per projected unit credit method.

Remeasurements, comprising of actuarial gains and losses, the effect of the asset ceiling, excluding amounts included in net interest on the net defined benefit liability and the return on plan assets (excluding amounts included in net interest on the net defined benefit liability), are recognised immediately in the balance sheet with a corresponding debit or credit to retained earnings through OCI in the period in which they occur. Remeasurements are not reclassified to profit or loss in subsequent periods.

Past service costs are recognised in profit or loss on the earlier of:

- The date of the plan amendment or curtailment, and
- The date that the Company recognises related restructuring costs



Bandhav Resorts Private Limited
Notes to financial statements for the year ended March 31, 2023

Net interest is calculated by applying the discount rate to the net defined benefit liability or asset. The Company recognises the following changes in the net defined benefit obligation as an expense in the consolidated statement of profit and loss:

- Service costs comprising current service costs, past-service costs, gains and losses on curtailments and non-routine settlements; and
- Net interest expense or income

The company treats leaves expected to be carried forward for measurement purposes. Such compensated absences are provided for based on the actuarial valuation using the projected unit credit method at the year-end. Actuarial gains/losses are immediately taken to the statement of profit and loss and are not deferred. The company presents the entire leave as a current liability in the balance sheet, since it does not have an unconditional right to defer its settlement for 12 months after the reporting date. Where Company has the unconditional legal and contractual right to defer the settlement for a period beyond 12 months, the same is presented as non-current liability.

(m) Financial instruments

A financial instrument is any contract that gives rise to a financial asset of one entity and a financial liability or equity instrument of another entity.

Financial assets

Initial recognition and measurement

All financial assets are recognised initially at fair value plus, in the case of financial assets not recorded at fair value through profit or loss, transaction costs that are attributable to the acquisition of the financial asset. Purchases or sales of financial assets that require delivery of assets within a time frame established by regulation or convention in the market place (regular way trades) are recognised on the trade date, i.e., the date that the Company commits to purchase or sell the asset.

Subsequent measurement


For purposes of subsequent measurement, financial assets are classified in following categories:

- Debt instruments at amortised cost
- Debt instruments at fair value through other comprehensive income (FVTOCI)
- Debt instruments, derivatives and equity instruments at fair value through profit or loss (FVTPL)
- Equity instruments measured at fair value through other comprehensive income (FVTOCI)
- Equity instruments in subsidiaries carried at cost

Debt instruments at amortised cost

A debt instrument is measured at the amortised cost if both the following conditions are met:

- a) The asset is held within a business model whose objective is to hold assets for collecting contractual cash flows, and
- b) Contractual terms of the asset give rise on specified dates to cash flows that are solely payments of principal and interest (SPPI) on the principal amount outstanding.



Bandhav Resorts Private Limited
Notes to financial statements for the year ended March 31, 2023

This category is the most relevant to the Company. After initial measurement, such financial assets are subsequently measured at amortised cost using the effective interest rate (EIR) method. Amortised cost is calculated by taking into account any discount or premium on acquisition and fees or costs that are an integral part of the EIR. The EIR amortisation is included in finance income in the profit or loss. The losses arising from impairment are recognised in the profit or loss. This category generally applies to trade and other receivables, loans to subsidiaries etc. For more information on receivables, refer to Note 7.

Debt instrument at FVTOCI

A debt instrument is classified as at the FVTOCI if both of the following criteria are met:

- a) The objective of the business model is achieved both by collecting contractual cash flows and selling the financial assets, and
- b) The asset's contractual cash flows represent SPPI.

Debt instruments included within the FVTOCI category are measured initially as well as at each reporting date at fair value. Fair value movements are recognized in the other comprehensive income (OCI). However, the Company recognizes interest income, impairment losses & reversals and foreign exchange gain or loss in the P&L. On derecognition of the asset, cumulative gain or loss previously recognised in OCI is reclassified from the equity to P&L. Interest earned whilst holding FVTOCI debt instrument is reported as interest income using the EIR method.

Debt instrument at FVTPL

FVTPL is a residual category for debt instruments. Any debt instrument, which does not meet the criteria for categorization as at amortized cost or as FVTOCI, is classified as at FVTPL.


In addition, the Company may elect to designate a debt instrument, which otherwise meets amortized cost or FVTOCI criteria, as at FVTPL. However, such election is allowed only if doing so reduces or eliminates a measurement or recognition inconsistency (referred to as 'accounting mismatch'). The Company has not designated any debt instrument as at FVTPL.

Debt instruments included within the FVTPL category are measured at fair value with all changes recognized in the P&L.

Derecognition

A financial asset (or, where applicable, a part of a financial asset or part of a Company of similar financial assets) is primarily derecognised (i.e. removed from the Company's consolidated balance sheet) when:

- The rights to receive cash flows from the asset have expired, or
- The Company has transferred its rights to receive cash flows from the asset or has assumed an obligation to pay the received cash flows in full without material delay to a third party under a 'pass-through' arrangement; and either (a) the Company has transferred substantially all the risks and rewards of the asset, or (b) the Company has neither transferred nor retained substantially all the risks and rewards of the asset, but has transferred control of the asset.



Bandhav Resorts Private Limited
Notes to financial statements for the year ended March 31, 2023

When the Company has transferred its rights to receive cash flows from an asset or has entered into a pass-through arrangement, it evaluates if and to what extent it has retained the risks and rewards of ownership. When it has neither transferred nor retained substantially all of the risks and rewards of the asset, nor transferred control of the asset, the Company continues to recognise the transferred asset to the extent of the Company's continuing involvement. In that case, the Company also recognises an associated liability. The transferred asset and the associated liability are measured on a basis that reflects the rights and obligations that the Company has retained.

Continuing involvement that takes the form of a guarantee over the transferred asset is measured at the lower of the original carrying amount of the asset and the maximum amount of consideration that the Company could be required to repay.

Impairment of financial assets

In accordance with Ind AS 109, the Company applies expected credit loss (ECL) model for measurement and recognition of impairment loss on the following financial assets and credit risk exposure:

- a) Financial assets that are debt instruments, and are measured at amortised cost e.g., loans, debt securities, deposits, trade receivables and bank balance
- b) Financial assets that are debt instruments and are measured as at FVTOCI
- c) Lease receivables under Ind AS 17
- d) Trade receivables or any contractual right to receive cash or another financial asset that result from transactions that are within the scope of Ind AS 11 and Ind AS 18 (referred to as 'contractual revenue receivables' in these illustrative financial statements)
- e) Loan commitments which are not measured as at FVTPL
- f) Financial guarantee contracts which are not measured as at FVTPL

The Company follows 'simplified approach' for recognition of impairment loss allowance on:

- Trade receivables or contract revenue receivables; and
- All lease receivables resulting from transactions within the scope of Ind AS 17

The application of simplified approach does not require the Company to track changes in credit risk. Rather, it recognises impairment loss allowance based on lifetime ECLs at each reporting date, right from its initial recognition.

For recognition of impairment loss on other financial assets and risk exposure, the Company determines that whether there has been a significant increase in the credit risk since initial recognition. If credit risk has not increased significantly, 12-month ECL is used to provide for impairment loss. However, if credit risk has increased significantly, lifetime ECL is used. If, in a subsequent period, credit quality of the instrument improves such that there is no longer a significant increase in credit risk since initial recognition, then the entity reverts to recognising impairment loss allowance based on 12-month ECL.

Lifetime ECL are the expected credit losses resulting from all possible default events over the expected life of a financial instrument. The 12-month ECL is a portion of the lifetime ECL which results from default events that are possible within 12 months after the reporting date.



Bandhav Resorts Private Limited
Notes to financial statements for the year ended March 31, 2023

ECL is the difference between all contractual cash flows that are due to the Company in accordance with the contract and all the cash flows that the entity expects to receive (i.e., all cash shortfalls), discounted at the original EIR. When estimating the cash flows, an entity is required to consider:

- All contractual terms of the financial instrument (including prepayment, extension, call and similar options) over the expected life of the financial instrument. However, in rare cases when the expected life of the financial instrument cannot be estimated reliably, then the entity is required to use the remaining contractual term of the financial instrument
- Cash flows from the sale of collateral held or other credit enhancements that are integral to the contractual terms

The Company assesses impairment based on expected credit losses (ECL) model for measurement and recognition of impairment loss on the financial assets that are trade receivables accounting for both non-payment and delay of receivable. According to the past estimates, the Company has not recognised any additional provision under ECL model.

Financial liabilities

Initial recognition and measurement

Financial liabilities are classified, at initial recognition, as financial liabilities at fair value through profit or loss, loans and borrowings, payables, or as derivatives designated as hedging instruments in an effective hedge, as appropriate.

All financial liabilities are recognised initially at fair value and, in the case of loans and borrowings and payables, net of directly attributable transaction costs.


The Company's financial liabilities include trade and other payables, loans and borrowings including bank overdrafts, financial guarantee contracts and derivative financial instruments.

Subsequent measurement

The measurement of financial liabilities depends on their classification, as described below:
Financial liabilities at fair value through profit or loss

Financial liabilities at fair value through profit or loss include financial liabilities held for trading and financial liabilities designated upon initial recognition as at fair value through profit or loss. Financial liabilities are classified as held for trading if they are incurred for the purpose of repurchasing in the near term. This category also includes derivative financial instruments entered into by the Company that are not designated as hedging instruments in hedge relationships as defined by Ind AS 109. Separated embedded derivatives are also classified as held for trading unless they are designated as effective hedging instruments.

Gains or losses on liabilities held for trading are recognised in the profit or loss.



Bandhav Resorts Private Limited
Notes to financial statements for the year ended March 31, 2023

Financial liabilities designated upon initial recognition at fair value through profit or loss are designated as such at the initial date of recognition, and only if the criteria in Ind AS 109 are satisfied. For liabilities designated as FVTPL, fair value gains/ losses attributable to changes in own credit risk are recognized in OCI. These gains/ loss are not subsequently transferred to P&L. However, the Company may transfer the cumulative gain or loss within equity. All other changes in fair value of such liability are recognised in the statement of profit or loss. The Company has not designated any financial liability as at fair value through profit and loss.

Loans and borrowings

This is the category most relevant to the Company. After initial recognition, interest-bearing loans and borrowings are subsequently measured at amortised cost using the EIR method. Gains and losses are recognised in profit or loss when the liabilities are derecognised as well as through the EIR amortisation process.

Amortised cost is calculated by taking into account any discount or premium on acquisition and fees or costs that are an integral part of the EIR. The EIR amortisation is included as finance costs in the statement of profit and loss.

This category generally applies to borrowings. For more information refer Note 12.

Financial guarantee contracts

Financial guarantee contracts issued by the group Company are those contracts that require a payment to be made to reimburse the guarantee holder for a loss it incurs because the Company fails to make a payment when due in accordance with the terms of a debt instrument. Financial guarantees issued by the group Company on behalf the Company are designated as 'Insurance Contracts'.

Derecognition

A financial liability is derecognised when the obligation under the liability is discharged or cancelled or expires. When an existing financial liability is replaced by another from the same lender on substantially different terms, or the terms of an existing liability are substantially modified, such an exchange or modification is treated as the derecognition of the original liability and the recognition of a new liability. The difference in the respective carrying amounts is recognised in the statement of profit or loss.

Offsetting of financial instruments

Financial assets and financial liabilities are offset and the net amount is reported in the consolidated balance sheet if there is a currently enforceable legal right to offset the recognised amounts and there is an intention to settle on a net basis, to realise the assets and settle the liabilities simultaneously.

(n) Cash and cash equivalents

Cash and cash equivalent in the balance sheet comprise cash at banks and on hand and short-term deposits with an original maturity of three months or less, which are subject to an insignificant risk of changes in value.



Bandhav Resorts Private Limited
Notes to financial statements for the year ended March 31, 2023


(o) Segment reporting policies

Identification of segments

The management of the Company reviews the specific performance of its respective hotel properties. However, since all hotels have similarity in terms of products and services, customer classes, method of providing services and the regulatory environment, the individual hotels qualify for aggregation. Thus, the management has considered aggregating all the hotels as one reportable operating segment. Accordingly, the figures appearing in these financial statements relate to the Company's single operating segment.

(p) Measurement of EBITDA

As permitted by the Guidance Note on the Revised Schedule VI to the Companies Act, 1956, the company has elected to present earnings before interest, tax, depreciation and amortization (EBITDA) as a separate line item on the face of the statement of profit and loss. In its measurement, the company does not include depreciation and amortization expense, finance costs and tax expense.




Bandhav Resorts Private Limited
Notes to financial statements for the year ended March 31, 2023

Particulars	Rs. in lakhs										
	Freehold land	Building on freehold land	Plant and Machinery	Electrical fittings	Electrical equipments	Office equipments	Furniture and Fixtures	Crockery, cutlery and soft furnishings	Computers	Vehicles	Total
Cost or valuation											
At April 1, 2021	16.76	1,277.02	116.69	110.35	36.28	3.63	132.86	27.95	4.82	19.86	1,746.22
Additions	-	-	0.64	-	1.40	0.22	-	-	-	0.24	2.50
Disposals	-	-	-	-	-	-	-	-	-	-	-
At March 31, 2022	16.76	1,277.02	117.33	110.35	37.68	3.85	132.86	27.95	4.82	20.10	1,748.72
Additions	-	-	1.40	-	2.09	-	1.65	1.80	0.30	-	7.44
Disposals	-	-	-	-	-	-	-	-	-	-	-
At March 31, 2023	16.76	1,277.02	118.73	110.35	39.77	3.85	134.51	29.75	5.32	20.10	1,756.16
Depreciation											
At April 1, 2021	-	118.31	27.62	31.21	14.73	1.62	54.04	13.10	2.84	16.97	280.44
Charge for the year	-	20.27	7.48	10.48	3.70	0.02	15.65	-	-	0.25	57.85
Disposals	-	-	-	-	-	-	-	-	-	-	-
At March 31, 2022	-	138.58	35.10	41.69	18.43	1.64	69.69	13.10	2.84	17.22	338.29
Charge for the year	-	20.27	7.51	10.48	3.99	0.04	14.88	0.41	0.11	0.27	57.96
Disposals	-	-	-	-	-	-	-	-	-	-	-
At March 31, 2023	-	158.85	42.61	52.17	22.42	1.68	84.57	13.51	2.95	17.49	396.25
Net Book value											
At March 31, 2023	16.76	1,118.17	76.12	58.18	17.35	2.17	49.94	16.24	2.37	2.61	1,350.91
At March 31, 2022	16.76	1,138.44	82.23	68.66	19.25	2.21	63.17	14.85	1.98	2.88	1,410.43

Net book value
As at Mar 31, 2023 1,350.91 As at Mar 31, 2022 1,410.43

Plant, property and equipment



Bandhav Resorts Private Limited
Notes to financial statements for the year ended March 31, 2023


5 Deferred tax assets (net)

	As at Mar 31, 2023 Rs in lakhs	As at March 31, 2022 Rs in lakhs
Property, plant and equipment	107.27	120.40
Deferred tax liability	107.27	120.40
Effect of unabsorbed depreciation and business loss*	107.27	120.40
Deferred tax asset	107.27	120.40
Deferred tax assets (net)	-	-

* Deferred tax asset on losses and credits has been recognized to the extent of Deferred tax liability.

Reconciliation of tax expense and the accounting profit multiplied by India's domestic tax rate for period/year March 31, 2023 and March 31, 2022:


	As at Mar 31, 2023 Rs in lakhs	As at March 31, 2022 Rs in lakhs
Profit/(loss) before tax	(8.66)	(9.46)
Tax rate	26.00%	26.00%
Tax at statutory income tax rate	(2.25)	(2.46)
Effect of incomes taxable at nil/lower/MAT rate	2.25	2.46
Net	-	-



Bandhav Resorts Private Limited
Notes to financial statements for the year ended March 31, 2023

6 Inventories (valued at lower of cost and net realisable value)	As at	As at
	Mar 31, 2023	March 31, 2022
	Rs in lakhs	Rs in lakhs
Food and beverages (excluding liquor and wine)	3.17	3.11
Stores, cutlery, crockery, linen, provisions and others	8.88	8.49
Total	12.05	11.60

(This space has been intentionally left blank)



Bandhav Resorts Private Limited
Notes to financial statements for the year ended March 31, 2023

7 Financial assets

	As at Mar 31, 2023 Rs in lakhs	As at March 31, 2022 Rs in lakhs
(i) Trade receivables*		
Unsecured-considered good	2.30	1.43
	<u>2.30</u>	<u>1.43</u>
Break-up for security details:		
Trade receivables		
Unsecured, considered good	2.30	1.43
Doubtful	-	-
	<u>2.30</u>	<u>1.43</u>

No trade or other receivable are due from directors or other officers of the company either severally or jointly with any other person. Nor any trade or other receivable are due from firms or private companies respectively in which any director is a partner, a director or a member.

The interest free credit period given to customers is upto 90 days.

* read with note number 30(C)

(ii) Cash and cash equivalents

	As at Mar 31, 2023 Rs in lakhs	As at March 31, 2022 Rs in lakhs
Balance with banks		
On current accounts	68.75	55.33
Cash on hand	0.72	1.91
	<u>69.47</u>	<u>57.24</u>

For the purpose of the statement of cash flows, cash and cash equivalents comprise the following:

Balance with banks		
On current & cash credit accounts	68.75	55.33
Cash on hand	0.72	1.91
	<u>69.47</u>	<u>57.24</u>

(iii) Other financial assets


	As at Mar 31, 2023 Rs in lakhs	As at March 31, 2022 Rs in lakhs
Security deposits	0.25	1.60
	<u>0.25</u>	<u>1.60</u>

Break up of current financial assets carried at amortised cost

	As at Mar 31, 2023 Rs in lakhs	As at March 31, 2022 Rs in lakhs
Trade receivables	2.30	1.43
Cash and cash equivalents	69.47	57.24
Security deposits	0.25	1.60
Total current financial assets carried at amortised cost	<u>72.02</u>	<u>60.27</u>

8 Other current assets

	As at Mar 31, 2023 Rs in lakhs	As at March 31, 2022 Rs in lakhs
Advances recoverable		
- others	9.75	4.49
Balance with statutory/ government authorities	8.94	5.03
Prepaid Expenses	5.42	7.00
Total	<u>24.11</u>	<u>16.52</u>



9. Equity share capital

Authorised Share Capital

	Equity shares	
	No. of shares	Rs in lakhs
At April 1, 2021	150,110	150.11
Increase during the year	-	-
At March 31, 2022	150,110	150.11
Increase/(decrease) during the year	-	-
At March 31, 2023	150,110	150.11

Terms/rights attached to equity shares

The company has only one class of equity shares having par value of Rs. 100 per share. Each holder of equity shares is entitled to one vote per share. In the event of liquidation of the company, the holders of equity shares will be entitled to receive remaining assets of the company, after distribution of all preferential amounts. The distribution will be in proportion to the number of equity shares held by the shareholders.

Issued equity capital*

Equity shares of Rs. 100 each issued, subscribed and fully paid

	No. of shares		Rs in lakhs	
	No. of shares	Rs in lakhs	No. of shares	Rs in lakhs
At April 1, 2021	131,110	131.11	-	-
Increase during the year	-	-	-	-
At March 31, 2022	131,110	131.11	-	-
Increase/(decrease) during the year	-	-	-	-
At March 31, 2023	131,110	131.11	-	-

* read with note number 30(A)

Shares held by holding company

	As at Mar 31, 2023		As at March 31, 2022	
	No. of shares	Rs in lakhs	No. of shares	Rs in lakhs
Fleur Hotels Private Limited	131,110	131.11	131,110	131.11

Details of shareholders holding more than 5% shares in the company

	As at Mar 31, 2023		As at March 31, 2022	
	No. of shares	% held as at March 31, 2023	No. of shares	% held as at March 31, 2022
Equity shares of Rs. 100 each issued, subscribed and fully paid				
Fleur Hotels Private Limited	131,110	100.00%	131,110	100.00%

The Company has not issued Bonus Share, Share for consideration other than Cash and has not bought back shares during the period of five years immediately preceding the reporting date.

10. Other equity

Securities Premium

	Rs in lakhs
At April 1, 2021	1,659.92
Increase during the year	-
At March 31, 2022	1,659.92
Increase/(decrease) during the year	-
At March 31, 2023	1,659.92

Retained Earnings


	Rs in lakhs
At April 1, 2021	(366.74)
Loss for the year	(9.46)
At March 31, 2022	(376.20)
Loss for the year	(9.37)
At March 31, 2023	(385.57)

Capital Reserve

	Rs in lakhs
At April 1, 2021	1.83
Increase/(decrease) during the year	-
At March 31, 2022	1.83
Increase/(decrease) during the year	-
At March 31, 2023	1.83

Other reserves

	As at Mar 31, 2023	As at March 31, 2022
	Rs in lakhs	Rs in lakhs
Securities Premium	1,659.92	1,659.92
Retained Earnings	(385.57)	(376.20)
Capital reserve	1.83	1.83
	1,276.18	1,285.55




Bandhav Resorts Private Limited

Notes to financial statements for the year ended March 31, 2023


11 Provisions

	As at Mar 31, 2023 Rs in lakhs	As at March 31, 2022 Rs in lakhs
Provision for gratuity	2.58	-
Current	0.71	-
Non-current	1.87	-
	As at Mar 31, 2023 Rs in lakhs	As at March 31, 2022 Rs in lakhs
Provision for leave benefits	1.21	-
Current	1.21	-
Non-current	-	-
Total current	1.92	-
Total non-current	1.87	-



Bandhav Resorts Private Limited**Notes to financial statements for the year ended March 31, 2023**

12 Financial liabilities	As at Mar 31, 2023 Rs in lakhs	As at March 31, 2022 Rs in lakhs
(i) Borrowings		
Loan From holding company		
0 % loan from Fleur Hotels Private Limited repayable on demand	-	21.34
	-	21.34
(ii) Trade Payables*		
-Micro and small enterprises	1.12	2.30
-Other than Micro and small enterprises	25.68	40.90
*read with note 30(D)	26.80	43.20
(iii) Other current financial liabilities		
	As at Mar 31, 2023 Rs in lakhs	As at March 31, 2022 Rs in lakhs
Outstanding dues of other creditors	16.26	7.76
	16.26	7.76
13 Other current liabilities		
	As at Mar 31, 2023 Rs in lakhs	As at March 31, 2022 Rs in lakhs
Advance from customers	12.03	8.51
Statutory Dues	3.63	3.06
	15.66	11.57



Bandhav Resorts Private Limited
Notes to financial statements for the year ended March 31, 2023

14 Revenue From Operations

Revenue from operations

Sale of products and services

- Room rental	198.91	156.82
- Food and beverage (excluding liquor and wine)	16.81	13.84
- Other Services (including service charge income)	26.89	21.63

Revenue from operations

	For the year ended Mar 31, 2023 Rs in lakhs	For the year ended March 31, 2022 Rs in lakhs
	242.61	192.29

15 Cost of food and beverages consumed

(a) Consumption of food & beverages excluding liquor & wine

Inventory at the beginning of the year

Add: Purchases

Less: Inventory at the end of the year
Cost of food and beverage consumed

	For the year ended Mar 31, 2023 Rs in lakhs	For the year ended March 31, 2022 Rs in lakhs
	3.11	0.83
	33.98	32.92
	37.09	33.75
	3.17	3.11
	33.92	30.64
	33.92	30.64

16 Employee Benefit Expense

Salaries, wages and bonus
Contribution to provident fund and other funds
Gratuity expense
Leave compensation expenses
Staff welfare expenses

Total

	For the year ended Mar 31, 2023 Rs in lakhs	For the year ended March 31, 2022 Rs in lakhs
	53.14	35.60
	6.15	4.06
	1.87	-
	1.21	-
	1.99	1.45
	64.36	41.11

17 Other Expenses

Consumption of stores, cutlery, crockery, linen, provisions and others
Power and fuel
Linen & uniform washing and laundry expenses
Guest transportation
Repair and maintenance
Buildings
- Plant and machinery
- Others
Rates and taxes
Insurance
Communication costs
Printing and stationery
Traveling and conveyance
Vehicle running and maintenance
Advertisement and business promotion
Management fee paid
Commission -other than sole selling agent
Security and cleaning expenses
Membership and subscriptions
Legal and professional fees
Payment to auditors*
Miscellaneous expenses


Total

	For the year ended Mar 31, 2023 Rs in lakhs	For the year ended March 31, 2022 Rs in lakhs
	3.46	1.52
	27.39	19.67
	1.84	3.73
	1.47	1.17
	2.01	0.61
	5.29	2.31
	7.16	4.72
	0.94	0.94
	2.33	1.33
	0.19	0.21
	0.36	0.21
	1.25	0.82
	3.76	2.52
	7.80	6.49
	12.04	9.10
	7.10	6.06
	1.80	1.23
	1.28	0.47
	4.15	4.13
	0.35	0.35
	2.20	3.99
	94.17	71.58

***Payment to auditor**

As audit fees

	0.35	0.35
	0.35	0.35



Bandhav Resorts Private Limited
Notes to financial statements for the year ended March 31, 2023

18 Finance Costs

	For the year ended Mar 31, 2023 Rs in lakhs	For the year ended March 31, 2022 Rs in lakhs
Bank charges (including commission on credit card collection)	0.89	1.23
Total	<u>0.89</u>	<u>1.23</u>

19 Depreciation and Amortization Expense

	For the year ended Mar 31, 2023 Rs in lakhs	For the year ended March 31, 2022 Rs in lakhs
Depreciation of tangible assets	57.96	57.85
Amortization of intangible assets	-	0.31
Total	<u>57.96</u>	<u>58.16</u>

20 Earnings Per Share (Basic And Diluted)


Basic EPS amounts are calculated by dividing the profit for the year attributable to equity holders of the Company by the weighted average number of Equity shares outstanding during the year.

Diluted EPS amounts are calculated by dividing the profit attributable to equity holders of the Company (after adjusting for interest on the convertible preference shares) by the weighted average number of Equity shares outstanding during the year plus the weighted average number of Equity shares that would be issued on conversion of all the dilutive potential Equity shares into Equity shares.

The following reflects the income and share data used in the basic and diluted EPS computations:

	For the year ended Mar 31, 2023	For the year ended March 31, 2022
Loss attributable to equity holders (for basic and diluted) (Rs in lakhs)	(8.66)	(9.46)
Weighted Average Number of Equity Shares (for basic and diluted)*	131,110	131,110
Basic & Diluted EPS	(6.60)	(7.21)

* The weighted average number of shares takes into account the weighted average effect of changes in share transactions during the year. There have been no other transactions involving Equity shares or potential Equity shares between the reporting date and the date of authorisation of these financial statements.



Bandhav Resorts Private Limited

Notes to financial statements for the year ended March 31, 2023

21. Significant accounting judgements, estimates and assumptions

The preparation of the Company's financial statements requires management to make judgements, estimates and assumptions that affect the reported amounts of revenues, expenses, assets and liabilities, and the accompanying disclosures, and the disclosure of contingent liabilities. Uncertainty about these assumptions and estimates could result in outcomes that require a material adjustment to the carrying amount of assets or liabilities affected in future periods.

a) Impairment of property, plant and equipment

Each hotel property is an identifiable asset that generates cash inflows and is independent of the cash inflows of the other hotel properties, hence identified as cash generating units. The Company assesses the carrying amount of hotel properties (CGU) to determine whether there is any indication that those assets have suffered an impairment loss. Where the carrying amount of CGU exceeds its recoverable amount, the asset is considered impaired and is written down to its recoverable amount. An impairment loss (if any) is recognised in the statement of profit and loss.

While assessing the recoverable amount, the Company used the discounted cash flow approach including various significant estimates and assumptions such as forecast of future revenue, operating margins, growth rate and selection of the discount rates. The key assumptions used for the calculations are as follows:

<u>Particulars</u>	<u>As at March 31, 2023</u>
Discount Rate (<i>pre tax rate of WACC</i>)	12.50%
Long Term Growth Rate	5.50%


As at March 31, 2023, the estimated recoverable amount of the CGU exceeded its carrying amount.

b) Loss Allowance on trade receivables

An impairment analysis of trade receivables is performed at each reporting period based on the Company's history of collections, customer's creditworthiness, existing market conditions as well as forward looking estimates. Basis this assessment, the allowance for doubtful trade receivables as at March 31, 2023 is considered adequate.

c) Taxes

Deferred tax assets are recognised for unused tax losses to the extent that it is probable that taxable profit will be available against which the losses can be utilised. Significant management judgement is required to determine the amount of deferred tax assets that can be recognised, based upon the likely timing and the level of future taxable profits together with future tax planning strategies.




Bandhav Resorts Private Limited
Notes to financial statements for the year ended March 31, 2023

22. Gratuity and other post-employment benefit plans

	<i>Rs in lakhs</i>	
	March 31, 2023	March 31, 2022
Gratuity plan	2.58	-
Total	2.58	-

The Company has a defined benefit gratuity plan. The gratuity plan is governed by the Payment of Gratuity Act, 1972. Under the act, employee who has completed five years of service is entitled to specific benefit. The level of benefits provided depends on the member's length of service and salary at retirement age. The Company makes provision of such gratuity asset/ liability in the books of accounts on the basis of actuarial valuation as per the Projected unit credit method.



Bandhav Resorts Private Limited
Notes to financial statements for the year ended March 31, 2023

Changes in the defined benefit obligation and fair value of plan assets as at March 31, 2023:

		Remeasurement gains/(losses) in other comprehensive income							Rs in Lakhs
Gratuity cost charged to profit or loss		Sub-total included in profit or loss	Benefits paid	Return on plan assets (excluding amounts included in net interest expense)	Actuarial changes arising from changes in demographic assumptions	Actuarial changes arising from changes in financial assumption	Experience adjustments	Sub-total included in OCI	Contributions by employee
April 1, 2022	Service cost	Net interest expense							March 31, 2023
-	1.76	0.11	1.87	-	-	-	0.71	0.71	-
-	-	-	-	-	-	-	-	-	-
-	1.76	0.11	1.87	-	-	-	0.71	0.71	-
Defined benefit obligation									2.58
Fair value of plan assets									-
Benefit liability								0.71	2.58



23. Commitments and contingencies

a. Commitments

Estimated amount of contracts remaining to be executed on capital account and not provided for:

At March 31, 2023, the Company had commitments of Rs. Nil(March 31, 2022: Nil)

b. Contingent liabilities

At March 31, 2023, the Company had contingent liability of Rs. Nil (March 31, 2022: Nil)

24. Related Party Transactions

a) Names of related parties where control exists irrespective of whether transactions have occurred

Ultimate Holding company - Lemon Tree Hotels Limited

Holding Company - Fleur Hotels Private Limited

Enterprise in which ultimate holding company has significant influence - Mind Leaders Learning India Private Limited

Key Management Personnel - Mr. Sumant Jaidka(Director)

- Mr. Pushpinder Kumar (Additional Director from 9th November, 2020 to 23rd April, 2021)

- Mr. Rajeev Janveja (Director from 23th April,2021)




Bandhav Resorts Private Limited**Notes to financial statements for the year ended March 31, 2023**

The following table provides the total amount of transactions that have been entered into with related parties for the relevant financial year

Rs in lakhs

Transactions with Related Party	Year Ended	Ultimate Holding company	Holding Company	Enterprise in which holding company has significant influence
Reimbursement of expenses incurred on company's behalf				
Lemon Tree Hotels Limited	31-Mar-23	0.07	-	-
	31-Mar-22	0.09	-	-
Amount Received on behalf of the Company				
Fleur Hotels Private Limited	31-Mar-23	-	0.25	-
	31-Mar-22	-	-	-
Loans taken				
Fleur Hotels Private Limited	31-Mar-23	-	-	-
	31-Mar-22	-	4.03	-
Loans repaid				
Fleur Hotels Private Limited	31-Mar-23	-	21.34	-
	31-Mar-22	-	0.03	-
Management fees & Sales Promotion				
Lemon Tree Hotels Limited	31-Mar-23	19.34	-	-
	31-Mar-22	14.88	-	-
Balances outstanding at the year- end				
Lemon Tree Hotels Limited	31-Mar-23	14.90	-	-
	31-Mar-22	4.77	-	-
Fleur Hotels Private Limited	31-Mar-23	-	-	-
	31-Mar-22	-	21.34	-
Mind Leaders Learning India Private Limited	31-Mar-23	-	-	-
	31-Mar-22	-	-	0.08



25. Fair value measurement

This section gives an overview of the significance of financial instruments for the company and provides additional information on the balance sheet. Details of significant accounting policies, including the criteria for recognition, the basis of measurement and the basis on which income and expenses are recognised, in respect of each class of financial asset, financial liability and equity instrument

a. Financial Assets

Rs in lakhs

	March 31, 2023		March 31, 2022	
	FVTPL	Amortised Cost	FVTPL	Amortised Cost
Financial Assets				
Trade Receivables	-	2.30	-	1.43
Cash and Cash Equivalents	-	69.47	-	57.24
Security Deposits	-	0.25	-	1.60
Total Financial Assets	-	72.02	-	60.27

b. Financial Liabilities

Rs in lakhs


	March 31, 2023		March 31, 2022	
	FVTPL	Amortised Cost	FVTPL	Amortised Cost
Financial Liabilities				
Borrowings	-	-	-	21.34
Trade Payables	-	26.80	-	43.20
Other Current Financial Liabilities	-	16.26	-	7.76
Total Financial Liabilities	-	43.06	-	72.30

c. Fair value measurement hierarchy for assets and liabilities

Fair value measurement

Fair value is the price that would be received to sell an asset or paid to transfer a liability in an orderly transaction between market participants at the measurement date under current market conditions.

The Company categorizes assets and liabilities measured at fair value into one of three levels depending on the ability to observe inputs employed in their measurement which are described as follows:



i) Level 1

Inputs are quoted prices (unadjusted) in active markets for identical assets or liabilities.

ii) Level 2

Inputs are inputs that are observable, either directly or indirectly, other than quoted prices included within level 1 for the asset or liability.

iii) Level 3

Inputs are unobservable inputs for the asset or liability reflecting significant modifications to observable related market data or Company's assumptions about pricing by market participants.

The following table provides the fair value measurement hierarchy of the Company's assets and liabilities:

Financial assets and liabilities measured at fair value

Rs. in lakhs

	March 31, 2023			
	Level 1	Level 2	Level 3	Total
Financial Assets as FVTPL	-	-	-	-
Financial Liabilities as FVTPL	-	-	-	-

	March 31, 2022			
	Level 1	Level 2	Level 3	Total
Financial Assets as FVTPL	-	-	-	-
Financial Liabilities as FVTPL	-	-	-	-


The management assessed that fair values of cash and cash equivalents, trade receivables, trade payables, bank overdrafts, Interest accrued on bank deposits with banks, other current financial assets and other current financial liabilities approximates their carrying amounts largely due to the short-term maturities of these instruments.

The fair values of loans, security deposits, borrowings and other financial assets and liabilities are considered to be the same as their fair values, as there is an immaterial change in the lending rates.

26 Financial risk management objectives and policies

The Company's principal financial liabilities comprise loans and borrowings, trade and other payables. The main purpose of these financial liabilities is to finance the Company's operations and to support its operations. The Company's financial assets include loans, trade and other receivables, and cash & cash equivalents that derive directly from its operations.

The Company is exposed to market risk, credit risk and liquidity risk. The Company's senior management oversees the management of these risks. The Company's senior management is supported by a financial risk committee that advises on financial risks and the appropriate financial risk governance framework for the Company. This financial risk committee provides assurance to the Company's senior management that the Company's financial risk activities are governed by appropriate policies and procedure and that financial risks are identified, measured and managed in accordance with the Company's policies and risk objectives. The Board of Directors reviews and agrees policies for managing each risk, which are summarised as below:



Market risk

Market risk is the risk that the fair value of future cash flows of a financial instrument will fluctuate because of changes in market prices. Market risk comprises three types of risk: interest rate risk, currency risk and other price risk. Financial instruments affected by market risk include loans and borrowings.

Interest rate risk

Interest rate risk is the risk that the fair value or future cash flows of a financial instrument will fluctuate because of changes in market interest rates. The Company's exposure to the risk of changes in market interest rates relates primarily to the Company's long-term debt obligations with floating interest rates.

Rs in lakhs

	March 31, 2023	March 31, 2022
Variable rate borrowings	-	-
Fixed rate borrowings	-	21.34

Interest rate sensitivity

Interest rate risk is the risk that the fair value or future cash flows of a financial instrument will fluctuate because of changes in market interest rates. The Company's exposure to the risk of changes in market interest rates relates primarily to the Company's debt obligations with floating interest rates. However the risk is very low due to negligible borrowings by the Company.

Credit risk

Credit risk is the risk that counterparty will not meet its obligations under a financial instrument or customer contract, leading to a financial loss. The Company is exposed to credit risk from its operating activities (primarily trade receivables and deposits to landlords) and from its financing activities, including deposits with banks and financial institutions, foreign exchange transactions and other financial instruments.


Trade receivables and Security Deposits

Customer credit risk is managed by business through the Company's established policy, procedures and control relating to customer credit risk management. Credit quality of each customer is assessed and credit limits are defined in accordance with this assessment. Outstanding customer receivables and security deposits are regularly monitored.

An impairment analysis is performed for all major customers at each reporting date on an individual basis. In addition, a large number of minor receivables are grouped into homogenous group and assessed for impairment collectively. The calculation is based on historical data. The maximum exposure to credit risk at the reporting date is the carrying value of each class of financial assets disclosed in note 9. The Company evaluates the concentration of risk with respect to trade receivables as low, as its customers are located in several jurisdictions and industries and operate in largely independent markets.

Foreign currency risk

Foreign currency risk is the risk that the fair value or future cash flows of an exposure will fluctuate because of changes in foreign exchange rates. The Company has no exposure in foreign currency.



Bandhav Resorts Private Limited
Notes to financial statements for the year ended March 31, 2023

(a) Trade receivables

Customer credit risk is managed by each business location subject to the Company's established policy, procedures and control relating to customer credit risk management. Credit quality of a customer is assessed and individual credit limits are defined in accordance with the assessment both in terms of number of days and amount.

An impairment analysis is performed at each reporting date on an individual basis for major clients. In addition, a large number of minor receivables are grouped into homogenous groups and assessed for impairment collectively. The maximum exposure to credit risk at the reporting date is the carrying value of each class of financial assets disclosed in Note 7. The Company does not hold collateral as security.

Gross carrying amount of trade receivables

Rs in lakhs

Ageing	March 31, 2023	March 31, 2022
Not due		
0-60 days past due	2.30	1.43
61-120 days past due	-	-
121-180 days past due	-	-
180-365 days past due	-	-
365-730 days past due	-	-
more than 730 days	-	-


Provision for doubtful debts(including provision for expected credit loss)

Rs in lakhs

Ageing	March 31, 2023	March 31, 2022
Not due	-	-
0-60 days past due	-	-
61-120 days past due	-	-
121-180 days past due	-	-
180-365 days past due	-	-
365-730 days past due	-	-
more than 730 days	-	-

Rs in lakhs

	March 31, 2023	March 31, 2022
Provision at beginning	-	-
Addition during the year	-	-
Reversal during the year	-	-
Utilised during the year	-	-
Provision at closing	-	-



(b) Financial instruments and cash deposits

Credit risk from balances with banks and financial institutions is managed by the Company's treasury department in accordance with the Company's policy. Investment of surplus funds are made only with approved counterparties and within credit limits assigned to each counterparty. The Company's maximum exposure to credit risk for the components of the balance sheet at 31 March 2023, 31 March 2022.

Liquidity risk

The Company monitors its risk of a shortage of funds by estimating the future cash flows. The Company's objective is to maintain a balance between continuity of funding and flexibility through the use of bank overdrafts, cash credit facilities and bank loans. The Company assessed the concentration of risk with respect to refinancing its debt and concluded it to be low. The Company has access to a sufficient variety of sources of funding and debt maturity within 12 months can be rolled over with existing lenders.


The table below summarises the maturity profile of the Company's financial liabilities based on contractual undiscounted payments.

	<i>Rs in lakhs</i>					
	On demand	Less than 3 months	3 to 12 months	1 to 5 years	> 5 years	Total
Year ended March 31, 2023						
Trade and other payables	26.80	-	-	-	-	26.80
Financial Liabilities	16.26	-	-	-	-	16.26
	43.06	-	-	-	-	43.06
Year ended March 31, 2022						
Borrowings	21.34	-	-	-	-	21.34
Trade and other payables	43.20	-	-	-	-	43.20
Financial Liabilities	7.76	-	-	-	-	7.76
	72.30	-	-	-	-	72.30

27 Capital management

For the purpose of the Company's capital management, capital includes issued equity capital, share premium and all other equity reserves attributable to the equity holders of the Company. The primary objective of the Company's capital management is to maximise the shareholder value.

The Company manages its capital structure and makes adjustments in light of changes in economic conditions and the requirements of the financial covenants. To maintain or adjust the capital structure, the Company may adjust the dividend payment to shareholders, return capital to shareholders or issue new shares. The Company monitors capital using a gearing ratio, which is net debt divided by total capital plus net debt. The Company includes within net debt, interest bearing loans and borrowings, trade payables, less cash and cash equivalents.



Bandhav Resorts Private Limited
Notes to financial statements for the year ended March 31, 2023

Rs in lakhs

	<u>March 31, 2023</u>	<u>March 31, 2022</u>
Borrowings (Note 12)	-	21.34
Trade payables (Note 12)	26.80	43.20
Less: cash and cash equivalents (Note 7)	69.47	57.24
Net debt	(42.67)	7.30
Equity	1,407.29	1,416.66
Capital and net debt	1,364.62	1,423.96
Gearing ratio	(3.12%)	0.51%

In order to achieve this overall objective, the Company's capital management, amongst other things, aims to ensure that it meets financial covenants attached to the interest-bearing loans and borrowings that define capital structure requirements.

Breaches in meeting the financial covenants would permit the bank to immediately call loans and borrowings. There have been no breaches in the financial covenants of any interest-bearing loans and borrowing in the current period.

No changes were made in the objectives, policies or processes for managing capital during the years ended 31 March 2023 and 31 March 2022.

28. Segment Reporting


The Company is into Hoteliering business. The Board of Directors of the Company, which has been identified as being the chief operating decision maker (CODM), evaluates the Company performance, allocate resources based on the analysis of the various performance indicator of the Company as a single unit. Therefore there is no reportable segment for the Company as per the requirements of Ind AS 108 – "Operating Segments".

The Company has only domestic operations and hence no information required for the Company as per the requirements of Ind AS 108 – "Operating Segments"

No customer individually accounted for more than 10% of the revenue during the previous year March 31, 2023. Following party accounted for more than 10% of the revenue for year ended March 31, 2022.

Rs in lakhs

Party	March 31, 2023	March 31, 2022
Make My Trip India Private Limited	-	28.44



Bandhav Resorts Private Limited
Notes to financial statements for the year ended March 31, 2023

29. Details of dues to Micro, Small and Medium Enterprises as per MSMED Act, 2006.

Rs in lakhs

	March 31, 2023	March 31, 2022
the principal amount and the interest due thereon remaining unpaid to any supplier as at the end of each accounting year	1.12	2.30
the amount of interest paid by the buyer in terms of section 16 of the Micro Small and Medium Enterprise Development Act, 2006 along with the amounts of the payment made to the supplier beyond the appointed day during each accounting year	Nil	Nil
The amount of interest due and payable for the period of delay in making payment (which have been paid but beyond the appointed day during the year) but without adding the interest specified under Micro Small and Medium Enterprise Development Act, 2006.	Nil	Nil
the amount of interest accrued and remaining unpaid at the end of each accounting year; and	Nil	Nil
the amount of further interest remaining due and payable even in the succeeding years, until such date when the interest dues as above are actually paid to the small enterprise for the purpose of disallowance as a deductible expenditure under section 23 of the Micro Small and Medium Enterprise Development Act, 2006	Nil	Nil

30. Supplementary information as per requirement of Schedule III of the Companies Act.


A) Detail of shareholding of promoters of the company

As at March 31, 2023

S.No.	Promoter Name	Number of shares at the beginning of the year 2022	% of total Share Capital	Change during the year	Number of shares at the end of the year 2023	Percentage of Total shares	% change during the year
1	Fleur Hotels Private Limited	131,110	100%	-	131,110	100%	-

As at March 31, 2022

S.No.	Promoter Name	Number of shares at the beginning of the year 2021	% of total Share Capital	Change during the year	Number of shares at the end of the year 2022	Percentage of Total shares	% change during the year
1	Fleur Hotels Private Limited	131,110	100%	-	131,110	100%	-



Bandhav Resorts Private Limited
Notes to financial statements for the year ended March 31, 2023

B) Ratio Analysis and its elements

S.No.	Ratio	Numerator	Denominator	March 2023	March 2022	% Variance	Reason for variance
1	Current Ratio	current Asset	Current liabilities	1.78	1.05	69.21%	Increase is due to improvement in revenue as compare to previous year.
2	Debt Equity Ratio	Total Debt	Shareholder equity	-	0.02	(100%)	Decrease is due to repayment of loan during the year.
3	Debt service coverage Ratio	Earnings available for debt service	debt service	NA	NA	NA	-
4	Return on Equity	Net profit after taxes	Average shareholders equity	(0.6)	(0.7)	(7.94%)	-
5	Inventory Turnover Ratio	Cost of Goods Sold	Average Inventory	2.87	3.34	(14.18%)	-
6	Trade Receivable turnover Ratio	Net credit sales	Avg. accounts receivable	130.38	141.88	(8.25%)	-
7	Trade Payables turnover Ratio	NA	NA	NA	NA	NA	-
8	Net capital Turnover Ratio	Net Sales	Working capital	5.10	42.45	(88.00%)	Increase in revenue levels as compared to previous year
9	Net Profit Ratio	Net Profit	Net sales	(3.6)	(4.9)	(27.52%)	Decrease in losses levels as compared to previous year
10	Return on capital employed	EBIT	Capital employed	3.6%	3.5%	2.76%	-
11	Return on investment	Income generated from investments(Fixed Deposits)	Time weighted investments	-	-	-	-

(i) Earning for Debt Service = Net Profit after taxes + Non-cash operating expenses like depreciation and other amortizations + Interest + other adjustments like loss on sale of Fixed assets etc.

(ii) Debt Service = Interest & Lease Payments + Principal Repayments.

(iii) Capital Employed = Net worth + Total Debt + Deferred Tax Liability - Net Intangible assets




Bandhav Resorts Private Limited
Notes to financial statements for the year ended March 31, 2023

C) Trade Receivables ageing schedule based on requirement of Schedule III:

As at March 31, 2023

(Rs. in Lakhs)

Particulars	Outstanding for following periods from due date of payment					
	Less than 6 months	6 months - 1 year	1-2 years	2-3 years	More than 3 years	Total
(i) Undisputed Trade receivables – considered good	2.30	-	-	-	-	2.30
(ii) Undisputed Trade Receivables – which have significant increase in credit risk	-	-	-	-	-	-
(iii) Undisputed Trade Receivables – credit impaired	-	-	-	-	-	-
(iv) Disputed Trade Receivables – considered good	-	-	-	-	-	-
(v) Disputed Trade Receivables – which have significant increase in credit risk	-	-	-	-	-	-
(vi) Disputed Trade Receivables – credit impaired	-	-	-	-	-	-
Unbilled Revenue	-	-	-	-	-	-




Bandhav Resorts Private Limited
Notes to financial statements for the year ended March 31, 2023

As at March 31, 2022

(Rs. In Lakhs)

Particulars	Outstanding for following periods from due date of payment					
	Less than 6 months	6 months - 1 year	1-2 years	2-3 years	More than 3 years	Total
(i) Undisputed Trade receivables – considered good	1,43	-	-	-	-	1,43
(ii) Undisputed Trade Receivables – which have significant increase in credit risk	-	-	-	-	-	-
(iii) Undisputed Trade Receivables – credit impaired	-	-	-	-	-	-
(iv) Disputed Trade Receivables – considered good	-	-	-	-	-	-
(v) Disputed Trade Receivables – which have significant increase in credit risk	-	-	-	-	-	-
(vi) Disputed Trade Receivables – credit impaired	-	-	-	-	-	-
Unbilled Revenue	-	-	-	-	-	-



Bandhav Resorts Private Limited
Notes to financial statements for the year ended March 31, 2023

D) Trade payables Ageing Schedule based on the requirement of Schedule III

As at March 31, 2023


(Rs. In Lakhs)

Particulars	Outstanding for following periods from due date of payment				
	Less than 1 year	1-2 years	2-3 years	More than 3 years	Total
Total outstanding dues of micro enterprises and small enterprises	1.12	-	-	-	1.12
Total outstanding dues of creditors other than micro enterprises and small enterprises	23.73	-	-	-	23.73
Disputed dues of micro enterprises and small enterprises	-	-	-	-	-
Disputed dues of creditors other than micro enterprises and small enterprises	-	-	-	-	-
Unbilled Dues	1.95	-	-	-	1.95

As at March 31, 2022


(Rs. In Lakhs)

Particulars	Outstanding for following periods from due date of payment				
	Less than 1 year	1-2 years	2-3 years	More than 3 years	Total
Total outstanding dues of micro enterprises and small enterprises	2.30	-	-	-	2.30
Total outstanding dues of creditors other than micro enterprises and small enterprises	16.63	-	-	20.73	37.36
Disputed dues of micro enterprises and small enterprises	-	-	-	-	-
Disputed dues of creditors other than micro enterprises and small enterprises	-	-	-	-	-
Unbilled Dues	3.54	-	-	-	3.54



E) Other Statutory Information

- (i). The Company have not traded or invested in Crypto currency or Virtual currency during the financial year.
- (ii). The Company have not any such transaction which is not recorded in the books of accounts that has been surrendered or disclosed as income during the year in the tax assessments under the Income Tax Act, 1961 (such as, search or survey or any other relevant provisions of the Income Tax Act, 1961.
- (iii). The Company do not have any Benami property, where any proceeding has been initiated or pending against the company for holding any Benami property
- (iv). The company has not entered into any transaction with companies struck off.
- (v). The Company do not have any charges or satisfaction which is yet to be registered with ROC beyond the statutory period.
- (vi). The company has complied with the number of layers prescribed under clause (87) of section 2 of the Act read with Companies (Restriction on number of Layers) Rules, 2017.
- (vii). During the year, the company has not entered into any scheme of arrangements in terms of section 230 to 237 of the Companies Act, 2013 and accordingly, the prescribed disclosures of Schedule III are not required to be given.
- (viii). The Company have not advanced or loaned or invested funds to any other person(s) or entity(ies), including foreign entities (Intermediaries) with the understanding that the Intermediary shall:
 - (a) directly or indirectly lend or invest in other persons or entities identified in any manner whatsoever by or on behalf of the company (Ultimate Beneficiaries) or,
 - (b) provide any guarantee, security or the like to or on behalf of the Ultimate Beneficiaries.
- (ix) The Company is not required to spend towards Corporate Social Responsibility (CSR) as per Section 135 of the Companies Act, 2013, since there is no average profit in the last 3 years calculated as per the provisions of the Act.



Bandhav Resorts Private Limited
Notes to financial statements for the year ended March 31, 2023


31. Previous period's figures have been regrouped/reclassified wherever necessary to correspond with the current period's classification/disclosure.

As per our report of even date

For APAS & Co LLP
Firm Regn No. 000340C/C400308
Chartered Accountants

Rajeev Ranjan

Rajeev Ranjan
Partner
Membership No. 535395



For and on behalf of the Board of Directors of
Bandhav Resorts Private Limited

Sumant Jaisika
Sumant Jaisika
Director
DIN: 05201572

Rajeev Janveja
Rajeev Janveja
Director
DIN: 07334001

Place : New Delhi
Date : May 26, 2023